

# Budget



Fiscal Year  
2020-21



## Potter County, Texas Budget for Fiscal Year 2021

<b>Vote of each member of the Commissioners' Court by name voting on the following:</b>				
<b>Commissioners' Court Member</b>	<b>Adoption of Budget</b>		<b>Setting the Property Tax Rate</b>	
Nancy Tanner, County Judge	Aye <input checked="" type="checkbox"/>	No <input type="checkbox"/>	Aye <input checked="" type="checkbox"/>	No <input type="checkbox"/>
H. R. Kelly, Commissioner, Precinct #1	Aye <input checked="" type="checkbox"/>	No <input type="checkbox"/>	Aye <input checked="" type="checkbox"/>	No <input type="checkbox"/>
Mercy Murguia, Commissioner, Precinct #2	Aye <input checked="" type="checkbox"/>	No <input type="checkbox"/>	Aye <input checked="" type="checkbox"/>	No <input type="checkbox"/>
Leon Church, Commissioner, Precinct #3	Aye <input checked="" type="checkbox"/>	No <input type="checkbox"/>	Aye <input checked="" type="checkbox"/>	No <input type="checkbox"/>
Alphonso Vaughn, Commissioner, Precinct #4	Aye <input checked="" type="checkbox"/>	No <input type="checkbox"/>	Aye <input checked="" type="checkbox"/>	No <input type="checkbox"/>

<b>Comparative Tax Rates</b>		
<b>Tax Rates</b>	<b>FY20</b>	<b>FY21</b>
Property Tax Rate	0.70100	0.69015
No New Revenue Tax Rate	0.66465	0.69015
No New Revenue Maintenance and Operations Tax Rate	0.63024	0.64067
Voter Approval Rate	0.73066	0.72326
Debt Rate	0.05001	0.05712

<b>DEBT OBLIGATIONS</b>	<b>FY20</b>	<b>FY21</b>
Series 2016 Certificates of Obligation	19,600,000	18,740,000
Series 2017 Tax Notes	4,585,000	3,700,000
Series 2019 Certificates of Obligation	50,375,000	50,375,000
<b>Total Debt Obligations</b>	<b>74,560,000</b>	<b>72,815,000</b>

**Potter County, Texas**  
**2020-21**

*Table of Contents*

	Page
<i>Introductory</i>	
Order Setting Tax Rate . . . . .	1
Summary of Property Tax Rates . . . . .	2
Principal Officials . . . . .	3
Organizational Chart of County . . . . .	4
<i>Combined Budget</i>	
Revenues and Expenditures Graphs . . . . .	5
Budgets by Fund Graphs . . . . .	6
Combined Revenues and Expenditures Budget . . . . .	7
<i>General Fund</i>	
Revenues and Expenditures Graphs . . . . .	11
Expenditures by Category Graph . . . . .	12
Revenues and Expenditures Summary . . . . .	13
Revenue Detail . . . . .	14
Expenditures Summary . . . . .	17
<i>Expenditures By Type</i>	
County Judge . . . . .	19
County Commissioners . . . . .	19
Human Resources . . . . .	19
Information Technology . . . . .	19
Information and Records Management . . . . .	19
General Administrative Expenditures . . . . .	19
County Auditor . . . . .	19
County Treasurer . . . . .	20
Purchasing Agent . . . . .	20
Collections . . . . .	20
Tax Assessor/Collector . . . . .	20
Facilities Maintenance . . . . .	20
Courthouse . . . . .	20
Courts Building . . . . .	20
Library Building . . . . .	20
Extension Service Building . . . . .	21
Santa Fe Building . . . . .	21
Baseball Stadium . . . . .	21
JP#3 Office . . . . .	21
Bowie Annex . . . . .	21
W. 6th Street Annex . . . . .	21
Law Enforcement Center . . . . .	21
Vehicle Maintenance Garage . . . . .	21
Fire Stations #1 & #3 . . . . .	21
Elections / Voter Registration . . . . .	21
County Clerk . . . . .	22
District Clerk . . . . .	22
Court of Appeals . . . . .	22
Specialty Courts . . . . .	22
47th District Court . . . . .	22

*Table of Contents - continued*

Page

*General Fund - continued*

Expenditures By Type	
108th District Court . . . . .	.22
181st District Court . . . . .	.22
251st District Court . . . . .	.23
320th District Court . . . . .	.23
Associate Judge - Child Support . . . . .	.23
Associate Judge - Child Protection . . . . .	.23
County Court at Law #1 . . . . .	.23
County Court at Law #2 . . . . .	.23
Justice of the Peace, Precinct #1 . . . . .	.23
Justice of the Peace, Precinct #2 . . . . .	.23
Justice of the Peace, Precinct #3 . . . . .	.24
Justice of the Peace, Precinct #4 . . . . .	.24
Jury and Jury Related . . . . .	.24
County Attorney . . . . .	.24
District Attorney . . . . .	.24
Bail Bond Board Administration . . . . .	.24
General Judicial Expenditures . . . . .	.24
Public Defender Office . . . . .	.25
Managed Assigned Counsel . . . . .	.25
Forensic Science Lab . . . . .	.25
Constable, Precinct #1 . . . . .	.25
Constable, Precinct #2 . . . . .	.25
Constable, Precinct #3 . . . . .	.25
Constable, Precinct #4 . . . . .	.25
Sheriff - Enforcement . . . . .	.25
Public Service . . . . .	.26
Fire/Rescue Department . . . . .	.26
Detention Center . . . . .	.26
Community Supervision and Corrections . . . . .	.26
Juvenile Probation . . . . .	.26
Court Supervised Release Program . . . . .	.26
Mental Health - Community Services . . . . .	.26
Mental Health and Specialty Services . . . . .	.27
County Extension Services . . . . .	.27
Family Crime Unit . . . . .	.27
Victim Assistance-VOCA . . . . .	.27
Victim Assistance-VLCG . . . . .	.27
Road and Bridge Department . . . . .	.27
Capital Outlay . . . . .	.27
Other Financing Uses . . . . .	.27

*Special Revenue Funds*

Combined Budget . . . . .	.31
Revenues and Expenditures by Type	
County Assistance District #1 . . . . .	.34
Law Library Fund . . . . .	.35
Courthouse Security Fund . . . . .	.36
Justice Court Building Security Fund . . . . .	.37
County Clerk Records Management Fund . . . . .	.38
Court Records Management Fund . . . . .	.39
District Clerk Records Management Fund . . . . .	.40

*Table of Contents - continued*

Page

*Special Revenue Funds - continued*

Justice Court Technology Fund . . . . .	.41
County Clerk/District Clerk Technology Fund . . . . .	.42
Panhandle Auto Burglary and Theft Unit . . . . .	.43
Federal Law Enforcement Grants Fund . . . . .	.44

*Debt Service Funds*

Combined Budget . . . . .	.47
Revenues and Expenditures by Type	
Debt Service Fund 2016 Series Certificates of Obligation . . . . .	.48
Debt Service Fund 2017 Series Tax Notes . . . . .	.49
Debt Service Fund 2019 Series Certificates of Obligation . . . . .	.50
Schedule of Debt Service . . . . .	.51

*Capital Projects Fund*

Combined Budget . . . . .	.55
Revenues and Expenditures by Type	
Capital Projects Fund . . . . .	.56
District Courts Bulidng Construction Fund . . . . .	.57

*Internal Service Funds*

Revenues and Expenditures by Type	
Health & Life Insurance Fund . . . . .	.61
Equipment . . . . .	.65
Vehicle Fleet Management . . . . .	.67
Personnel . . . . .	.70

*Supplementary Schedule of Expenditures by Line Item*

*General Fund*

County Judge . . . . .	.87
County Commissioners . . . . .	.87
Human Resources . . . . .	.87
Information Technology . . . . .	.88
Information and Records Management . . . . .	.88
General Administrative Expenditures . . . . .	.89
County Auditor . . . . .	.89
County Treasurer . . . . .	.90
Purchasing Agent . . . . .	.90
Collections . . . . .	.90
Tax Assessor/Collector . . . . .	.91
Facilities Maintenance . . . . .	.91
Courthouse . . . . .	.92
Courts Building . . . . .	.92
Library Building . . . . .	.92
Extension Service Building . . . . .	.92
Santa Fe Building . . . . .	.92
Baseball Stadium . . . . .	.93
JP#3 Office . . . . .	.93

Table of Contents - continued

Page

Supplementary Schedule of Expenditures by Line Item

General Fund - continued

Bowie Annex . . . . .	.93
W. 6th Annex . . . . .	.93
Law Enforcement Center . . . . .	.93
Vehicle Maintenance Garage . . . . .	.93
Fire Stations #1 & #3 . . . . .	.93
Elections / Voter Registration . . . . .	.93
County Clerk . . . . .	.94
District Clerk . . . . .	.94
Court of Appeals . . . . .	.95
Specialty Court . . . . .	.95
47th District Court . . . . .	.95
108th District Court . . . . .	.96
181st District Court . . . . .	.96
251st District Court . . . . .	.97
320th District Court . . . . .	.97
Associate Judge - Child Support . . . . .	.98
Associate Judge - Child Protection . . . . .	.98
County Court at Law #1 . . . . .	.98
County Court at Law #2 . . . . .	.99
Justice of the Peace, Precinct #1 . . . . .	.99
Justice of the Peace, Precinct #2 . . . . .	100
Justice of the Peace, Precinct #3 . . . . .	100
Justice of the Peace, Precinct #4 . . . . .	100
Jury and Jury Related . . . . .	101
County Attorney . . . . .	101
District Attorney . . . . .	102
Bail Bond Board Administration . . . . .	102
General Judicial Expenditures . . . . .	103
Forensic Science Lab . . . . .	103
Constable, Precinct #1 . . . . .	103
Constable, Precinct #2 . . . . .	104
Constable, Precinct #3 . . . . .	104
Constable, Precinct #4 . . . . .	105
Sheriff - Enforcement . . . . .	105
Sheriff Offices . . . . .	106
Public Service . . . . .	106
Fire/Rescue Department . . . . .	106
Detention Center . . . . .	107
Community Supervision and Corrections . . . . .	108
Juvenile Probation . . . . .	108
Court Supervised Release Program . . . . .	108
Mental Health - Community Services . . . . .	109
Mental Health and Specialty Courts . . . . .	109
County Extension Services . . . . .	109
Family Crime Unit . . . . .	110
Victim Assistance-VOCA . . . . .	110
Victim Assistance-VCLG . . . . .	110
Road and Bridge Department . . . . .	111
Capital Outlay . . . . .	111
Other Financing Uses . . . . .	112

Table of Contents - continued

Page

Supplementary Schedule of Expenditures by Line Item

*Special Revenue Funds*

County Assistance District #1 . . . . .	115
Law Library Fund . . . . .	116
Courthouse Security Fund . . . . .	117
Justice Court Building Security Fund . . . . .	118
County Clerk Records Management Fund . . . . .	119
Court Records Management Fund . . . . .	120
District Clerk Records Management Fund . . . . .	121
Justice Court Technology Fund . . . . .	122
County Clerk/District Clerk Technology Fund . . . . .	123
Panhandle Auto Burglary and Theft Unit . . . . .	124
Federal Law Enforcement Grants Fund . . . . .	125

*Debt Service Funds*

Debt Service Fund 2012 Advanced General Obligation Refunding Bonds . . . . .	129
Debt Service Fund 2016 Series Certificates of Obligation . . . . .	130
Debt Service Fund 2017 Series Tax Notes . . . . .	131
Debt Service Fund 2019 Series Certificates of Obligation . . . . .	132

*Capital Projects Funds*

Capital Projects Fund . . . . .	135
District Courts Building Construction Fund . . . . .	136

*Internal Service Fund*

Health & Life Insurance Fund . . . . .	139
--	-----





IN THE  
POTTER COUNTY COMMISSIONERS COURT  
POTTER COUNTY, TEXAS

ORDER SETTING POTTER COUNTY PROPERTY TAX RATE  
FISCAL YEAR 2020-21

On the 24<sup>th</sup> day of August, 2020, the Commissioners Court of Potter County, Texas convened at a public meeting, with proper notice given pursuant to the Texas Tax Code and the Open Meetings Act (Chapter 551, Texas Government Code), with a quorum present, and took the following action:

It is ORDERED that the tax rate for Potter County property taxes for the fiscal year beginning October 1, 2020 be set at:

.63303	per \$100	Maintenance & Operation
.05712	per \$100	Debt Service
.69015	per \$100	TOTAL

THIS IS THE NO-NEW-REVENUE TAX RATE THAT WILL RAISE THE SAME AMOUNT OF PROPERTY TAX REVENUE FOR POTTER COUNTY FROM THE SAME PROPERTIES IN TAX YEARS 2019 AND 2020.

Adopted the 24<sup>th</sup> day of August, 2020.

  
\_\_\_\_\_  
Honorable Nancy Tanner  
County Judge

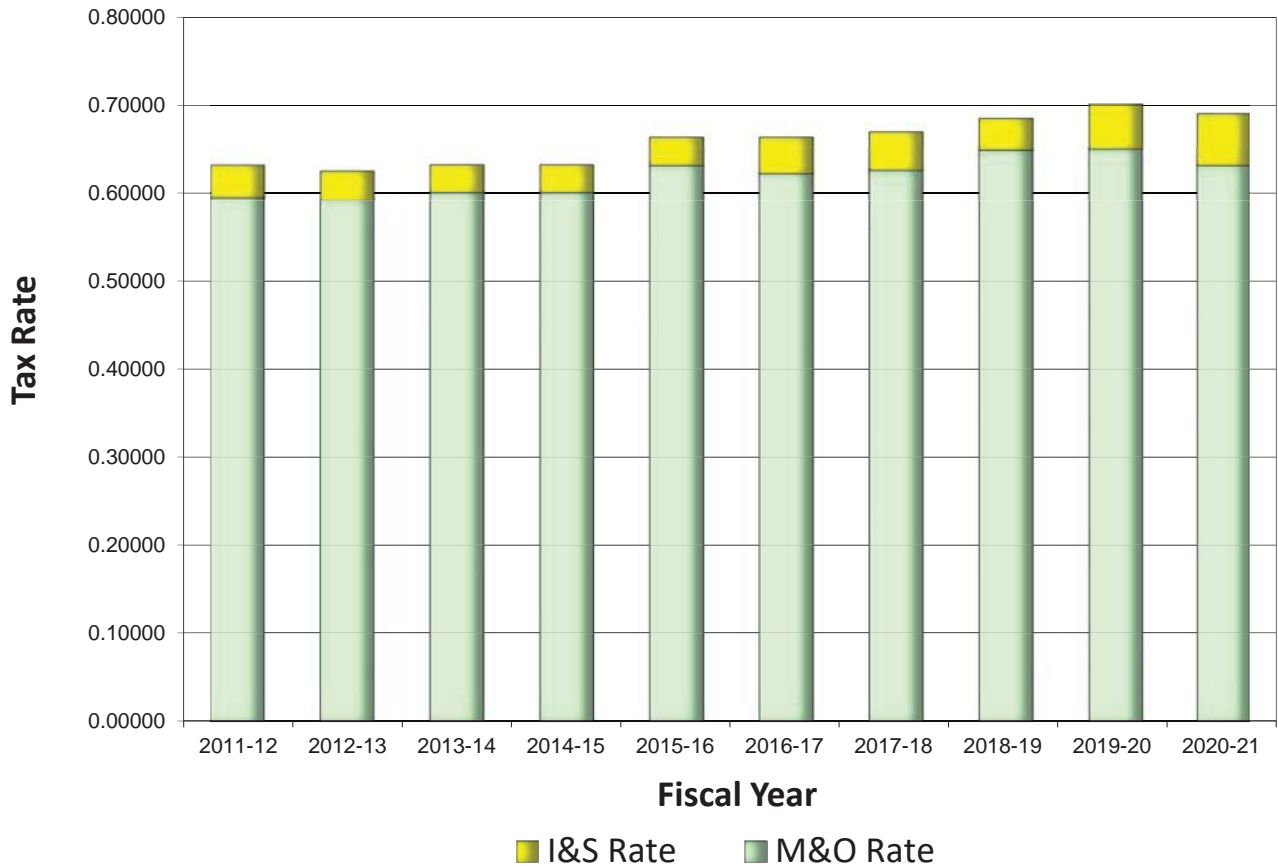
ATTEST:

  
\_\_\_\_\_  
Julie Smith, Potter County Clerk



**Potter County, Texas**  
**Property Tax Rates & Tax Levies**

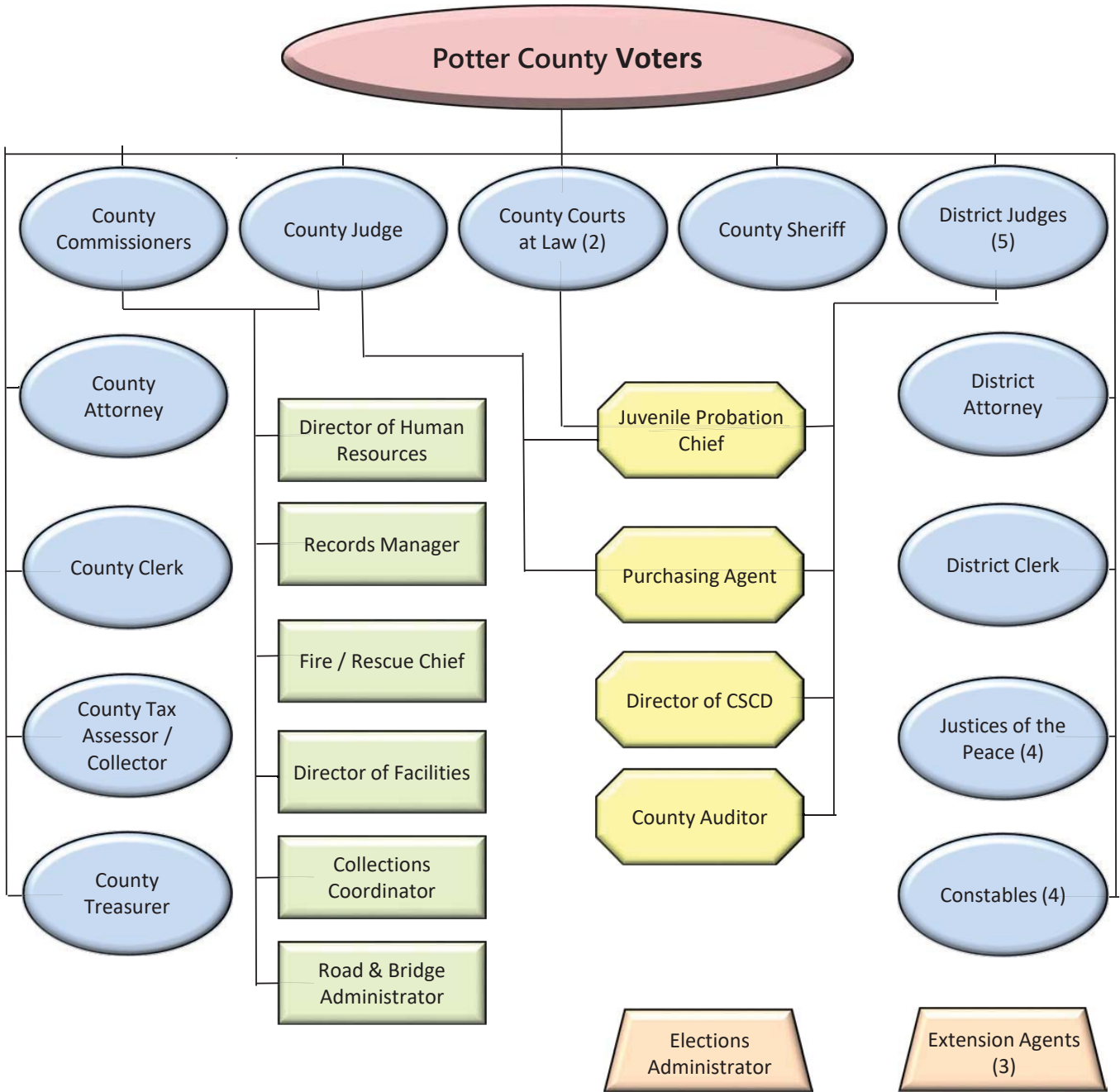
Fiscal Year	Total Appraised Value	M&O Rate	I&S Rate	Total Tax Rate	No New Revenue Rate (NNR)	Change Over NNR Rate
2011-12	8,144,502,151	0.59713	0.03637	0.63350	0.61942	2.27%
2012-13	8,353,170,027	0.59327	0.03380	0.62707	0.62707	-
2013-14	8,567,142,085	0.60272	0.03130	0.63402	0.62076	2.14%
2014-15	8,900,154,770	0.60270	0.03132	0.63402	0.62869	0.85%
2015-16	9,109,905,227	0.63306	0.03096	0.66402	0.63391	4.75%
2016-17	9,297,795,369	0.62393	0.04009	0.66402	0.64450	3.03%
2017-18	9,758,323,699	0.62773	0.04227	0.67000	0.64111	4.51%
2018-19	10,070,277,235	0.64998	0.03502	0.68500	0.65995	3.80%
2019-20	10,525,316,665	0.65099	0.05001	0.70100	0.66465	5.47%
2020-21	10,756,543,044	0.63303	0.05712	0.69015	0.69015	-



**Potter County, Texas  
County Officials**

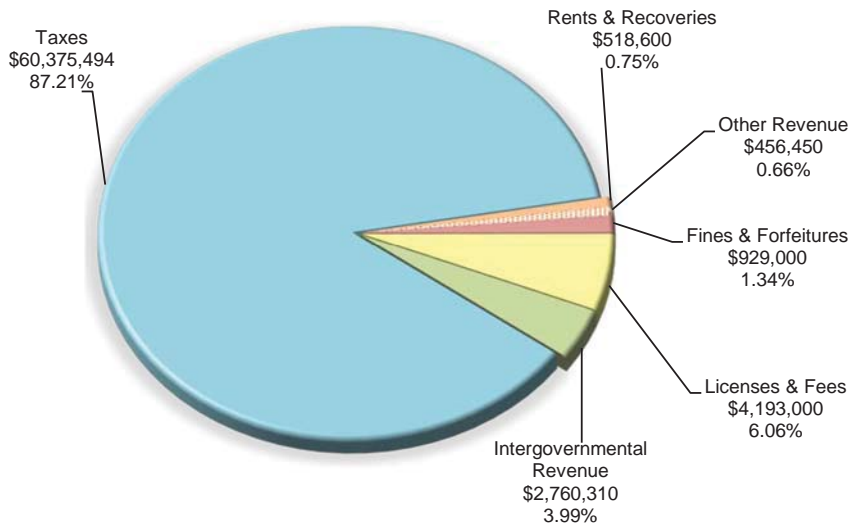
Nancy Tanner .....County Judge  
H. R. Kelly .....Commissioner, Precinct #1  
Mercy Murguia .....Commissioner, Precinct #2  
Leon Church .....Commissioner, Precinct #3  
Alphonso Vaughn .....Commissioner, Precinct #4  
Dan Schaap .....Judge, 47th District Court  
Douglas Woodburn .....Judge, 108th District Court  
Titiana Frausto .....Judge, 181st District Court  
Ana Estevez .....Judge, 251st District Court  
Pamela Sirmon .....Judge, 320th District Court  
Randall Sims .....District Attorney  
Carley Snider .....District Clerk  
Walt Weaver .....Judge, County Court at Law #1  
Matt Hand .....Judge, County Court at Law #2  
C. Scott Brumley .....County Attorney  
Julie Smith .....County Clerk  
Sherri Aylor .....Tax Assessor/Collector  
Leann Jennings .....County Treasurer  
Brian Thomas .....County Sheriff  
Debra Horn .....Justice of the Peace, Precinct #1  
Robert Taylor .....Justice of the Peace, Precinct #2  
Gary Jackson .....Justice of the Peace, Precinct #3  
Thomas Jones .....Justice of the Peace, Precinct #4  
Darryl Wertz .....Constable, Precinct #1  
Georgia Estrada .....Constable, Precinct #2  
Mike Duval .....Constable, Precinct #3  
Idella Jackson .....Constable, Precinct #4  
Chris Lonning .....Purchasing Agent  
Kerry Hood .....County Auditor

# Potter County, Texas Organization Chart

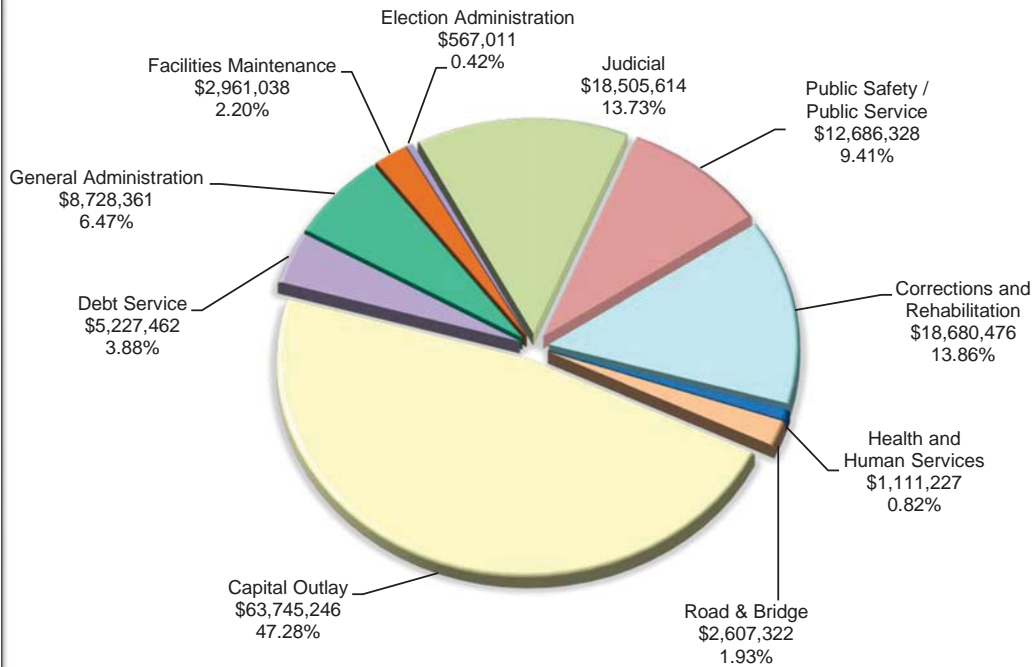


**Potter County, Texas  
Combined Budgets  
2020-21**

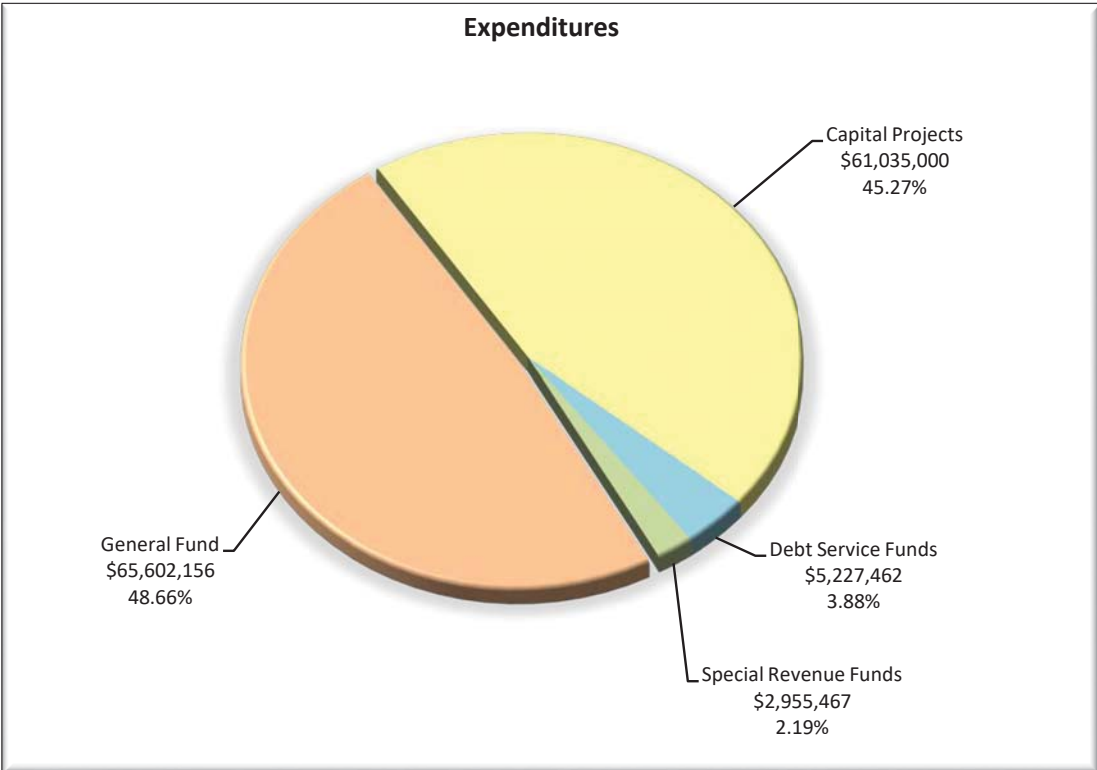
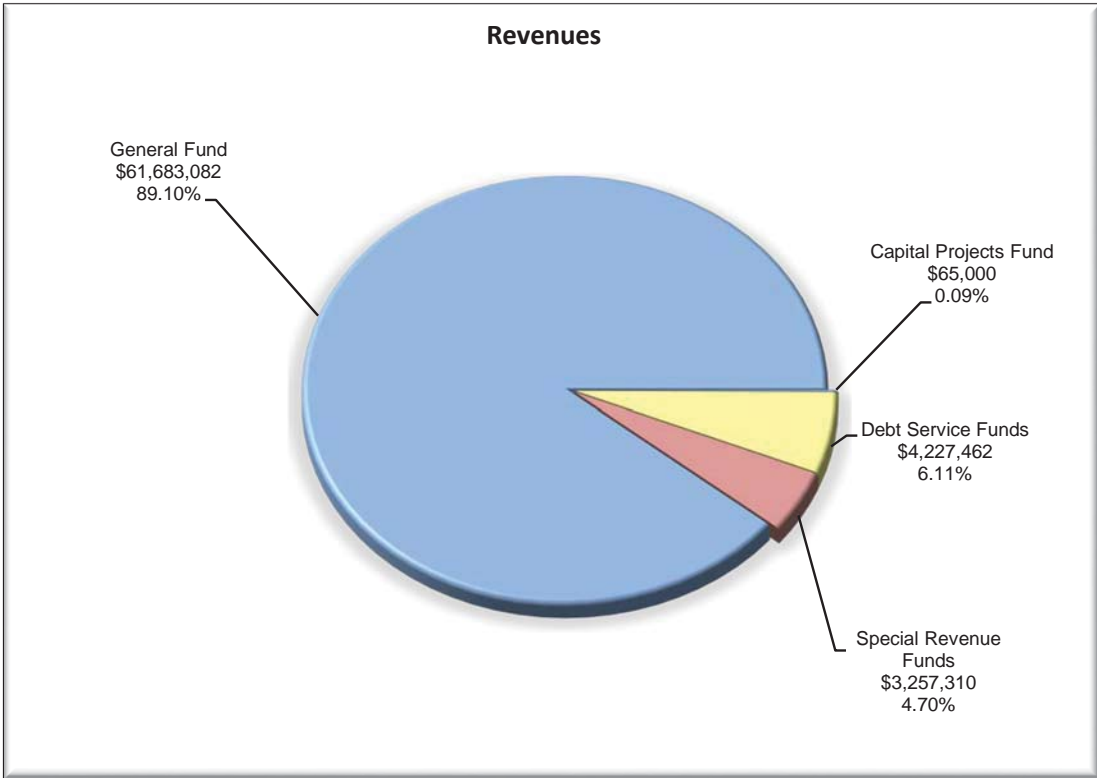
**Revenues**



**Expenditures**



**Potter County, Texas  
Budgets by Fund  
2020-21**



**Potter County, Texas**  
**Proposed Revenues and Expenditures**  
**Combined Budget**  
**2020-21**

	<u>General Fund</u>	<u>Special Revenue Funds</u>	<u>Debt Service Funds</u>	<u>Capital Projects Funds</u>	<u>Totals (Memo Only)</u>
<b>Revenues</b>	<b>\$ 61,683,082</b>	<b>\$ 3,257,310</b>	<b>\$ 4,227,462</b>	<b>\$ 65,000</b>	<b>\$ 69,232,854</b>
Taxes	53,569,032	2,600,000	4,206,462	-	60,375,494
Licenses & Fees	3,920,100	272,900	-	-	4,193,000
Intergovernmental Revenue	2,400,350	359,960	-	-	2,760,310
Fines & Forfeitures	929,000	-	-	-	929,000
Rents & Recoveries	518,600	-	-	-	518,600
Other Revenue	346,000	24,450	21,000	65,000	456,450
<b>Expenditures</b>	<b>65,602,156</b>	<b>2,955,467</b>	<b>5,227,462</b>	<b>61,035,000</b>	<b>134,820,085</b>
General Administration	8,728,361	-	-	-	8,728,361
Facilities Maintenance	2,961,038	-	-	-	2,961,038
Election Administration	567,011	-	-	-	567,011
Judicial	17,772,424	733,190	-	-	18,505,614
Public Safety / Public Service	12,522,051	164,277	-	-	12,686,328
Corrections and Rehabilitation	18,680,476	-	-	-	18,680,476
Health and Human Services	1,111,227	-	-	-	1,111,227
Road & Bridge	2,607,322	-	-	-	2,607,322
Capital Outlay	652,246	2,058,000	-	61,035,000	63,745,246
Bond Payment	-	-	5,227,462	-	5,227,462
<b>Revenues Over (Under)</b>					
<b>Expenditures</b>	<b>(3,919,074)</b>	<b>301,843</b>	<b>(1,000,000)</b>	<b>(60,970,000)</b>	<b>(65,587,231)</b>
<b>Other Financing Sources (Uses)</b>					
Operating Transfers In	-	61,580	-	9,250,000	9,311,580
Operating Transfers Out	(1,561,580)	-	-	(7,750,000)	(9,311,580)
<b>Revenues and Other Financing Sources Over (Under) Expenditures and Other Uses</b>	<b>(5,480,654)</b>	<b>363,423</b>	<b>(1,000,000)</b>	<b>(59,470,000)</b>	<b>(65,587,231)</b>
<b>Fund Balance, Beginning of Year</b>	<b>23,884,123</b>	<b>1,187,564</b>	<b>4,085,492</b>	<b>61,915,414</b>	<b>91,072,593</b>
<b>Fund Balance, End of Year</b>	<b>\$ 18,403,469</b>	<b>\$ 1,550,987</b>	<b>\$ 3,085,492</b>	<b>\$ 2,445,414</b>	<b>\$ 25,485,362</b>

This page left blank intentionally.



## **GENERAL FUND**

---

*The General Fund is established to account for the revenue and expenditures necessary to carry out basic governmental activities of the County, such as general administration, prosecution, tax collection, judicial, law enforcement, etc. Appropriations are made from the fund annually.*

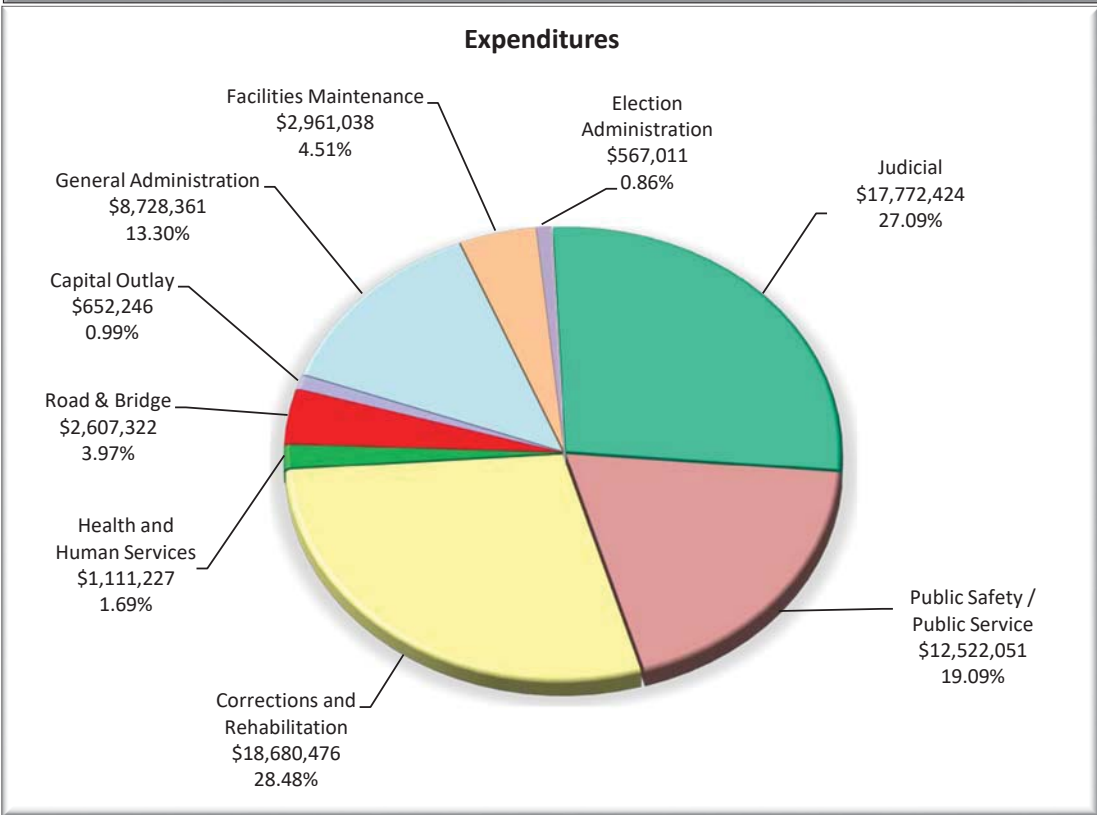
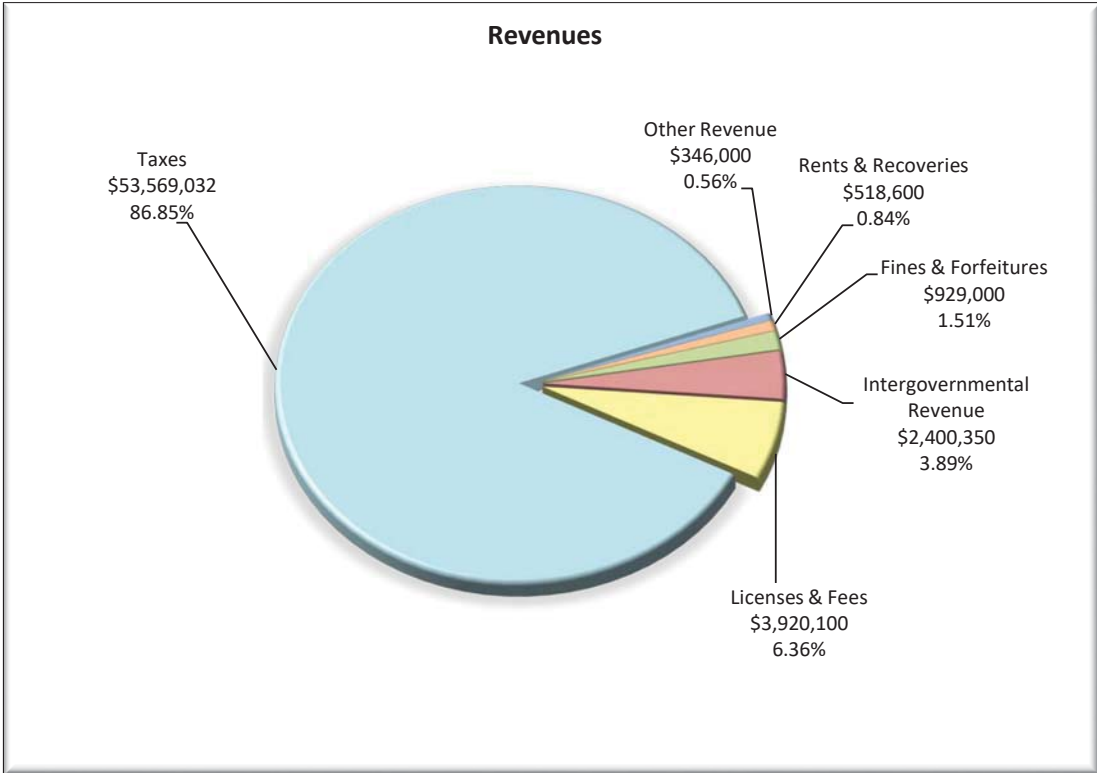
*Revenues for this and other funds are recorded by source, i.e., taxes, licenses, fines, fees, etc. Expenditures are recorded first by function and then by department.*

*General Fund expenditures are made primarily for current day-to-day operating expenses and equipment.*

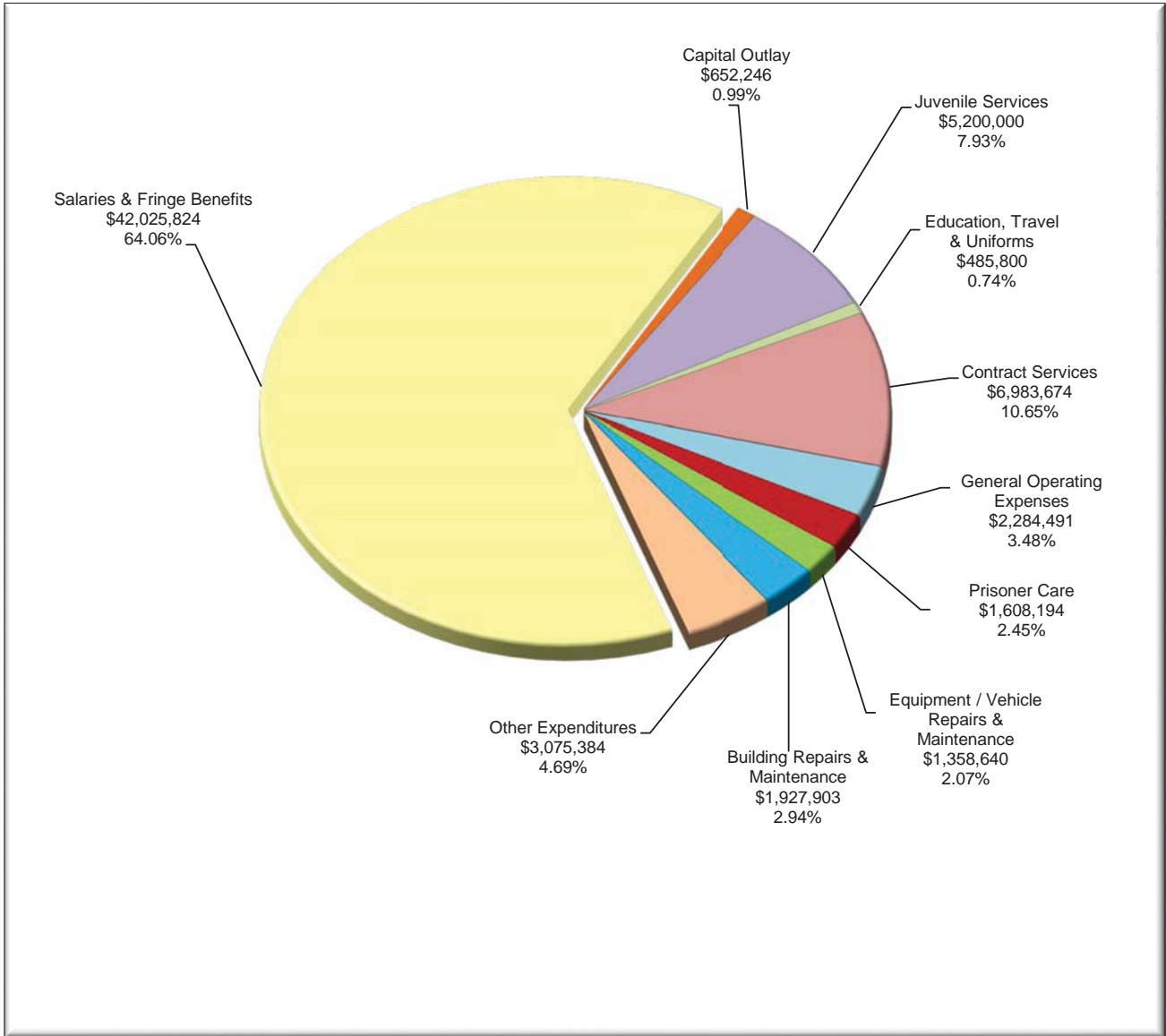
---

This page left blank intentionally.

**Potter County, Texas  
General Fund Budget  
2020-21**



Potter County, Texas  
General Fund Budget  
Expenditures by Category  
2020-21



**Potter County, Texas  
General Fund  
Revenues and Expenditures  
2020-21**

	<u>Actual 2017-18</u>	<u>Actual 2018-19</u>	<u>Estimate 2019-20</u>	<u>Budget 2020-21</u>
<b>Revenue</b>	<b>\$ 58,212,027</b>	<b>\$ 61,227,776</b>	<b>\$ 62,073,051</b>	<b>\$ 61,683,082</b>
Taxes	48,502,374	51,465,564	53,660,626	53,569,032
Licenses & Fees	4,389,954	4,219,721	3,831,822	3,920,100
Intergovernmental Revenue	2,892,287	2,485,192	2,307,168	2,400,350
Fines & Forfeitures	1,007,895	984,272	777,250	929,000
Rents & Recoveries	676,832	893,075	549,755	518,600
Other Revenue	742,685	1,179,952	946,430	346,000
<b>Expenditures</b>	<b>52,799,759</b>	<b>56,743,502</b>	<b>64,304,990</b>	<b>65,602,156</b>
General Administration	6,360,043	7,272,646	9,070,413	8,728,361
Facilities Maintenance	2,609,067	2,436,170	2,934,723	2,961,038
Election Administration	470,063	446,643	598,711	567,011
Judicial	14,952,822	15,401,459	17,605,802	17,772,424
Public Safety / Public Service	9,728,084	11,166,583	12,279,555	12,522,051
Corrections and Rehabilitation	15,174,485	16,223,427	17,355,192	18,680,476
Health and Human Services	674,758	981,922	1,122,937	1,111,227
Road & Bridge	2,215,543	2,274,332	2,622,934	2,607,322
Capital Outlay	614,894	540,320	714,723	652,246
<b>Revenues Over(Under) Expenditures</b>	<b>5,412,268</b>	<b>4,484,274</b>	<b>(2,231,939)</b>	<b>(3,919,074)</b>
Other Financing Sources (Uses)				
Operating Transfers In	-	-	-	-
Operating Transfers Out	(2,389,368)	(1,548,100)	(1,548,100)	(1,561,580)
<b>Revenues and Other Financing Sources Over (Under) Expenditures and Other Uses</b>	<b>3,022,900</b>	<b>2,936,174</b>	<b>(3,780,039)</b>	<b>(5,480,654)</b>
<b>Fund Balance at Beginning of Year</b>	<b>21,705,088</b>	<b>24,727,988</b>	<b>27,664,162</b>	<b>23,884,123</b>
<b>Fund Balance at Year End</b>	<b><u>\$ 24,727,988</u></b>	<b><u>\$ 27,664,162</u></b>	<b><u>\$ 23,884,123</u></b>	<b><u>\$ 18,403,469</u></b>

**Potter County, Texas**  
**General Fund**  
**Revenues**  
**2020-21**

	<b>Actual 2017-18</b>	<b>Actual 2018-19</b>	<b>Estimate 2019-20</b>	<b>Budget 2020-21</b>
<b>51 Taxes</b>	<b>\$ 48,502,374</b>	<b>\$ 51,465,564</b>	<b>\$ 53,660,626</b>	<b>\$ 53,569,032</b>
51110 Current Property Tax	46,749,500	49,654,105	51,651,620	51,611,782
51120 Delinquent Property Tax	453,491	450,956	843,880	500,000
51150 Payment In Lieu Of Taxes	97,277	99,483	98,000	425,000
51151 Bishop Ranches	22,674	26,638	22,000	12,750
51152 Riker Lane	4,076	2,258	1,500	1,500
51160 Tax Penalty & Interest	465,980	425,777	460,068	430,000
51162 Rendition Penalty Fee	41,974	92,922	65,887	60,000
51165 Mixed Beverage Tax	655,716	688,265	403,282	500,000
51170 Excess Proceeds	11,686	25,161	114,389	28,000
<b>52 Licenses and Fees</b>	<b>4,389,954</b>	<b>4,219,721</b>	<b>3,831,822</b>	<b>3,920,100</b>
52211 Fees of Office				
1100 County Judge	8,480	9,242	10,299	9,000
1210 County Treasurer	48,578	48,294	44,263	47,000
1300 Tax Assessor/Collector	502,071	335,583	398,448	367,000
2100 County Clerk	431,935	407,193	372,187	395,000
2110 District Clerk	372,158	326,908	214,488	250,000
2210 Justice of the Peace, Precinct #1	35,283	39,882	27,217	35,000
2220 Justice of the Peace, Precinct #2	12,977	14,287	12,010	13,000
2230 Justice of the Peace, Precinct #3	33,922	34,344	24,405	30,000
2240 Justice of the Peace, Precinct #4	18,773	19,595	16,666	18,000
2260 County Attorney	16,846	9,188	10,171	10,000
2270 District Attorney	697	1,025	618	1,000
2280 Bailiff	11,679	9,701	7,170	8,000
3110 Constable, Precinct #1	82,228	94,057	53,679	60,000
3120 Constable, Precinct #2	44,143	32,270	12,015	15,000
3130 Constable, Precinct #3	16,880	21,110	12,263	15,000
3140 Constable, Precinct #4	56,025	63,020	51,300	60,000
3160 Sheriff - Enforcement	376,243	413,168	347,392	358,000
52212 Steno Fees	22,314	30,172	22,415	25,000
52219 Guardianship Fee	6,760	7,600	7,200	7,400
52222 Jury Fees	9,740	8,125	6,826	7,800
52223 Tax Certificate Fees	9,540	3,990	2,310	5,000
52224 Vehicle Registration Fees	950,185	973,734	975,800	975,000
52225 Video Rec Elec Dev Fees	3,153	3,539	2,151	3,600
52226 Traffic Control Fees	5,019	5,119	4,071	5,200
52228 Child Safety Fees	104	6	-	-
52229 Notary Fees	56	41	-	-
52232 Drug Court Fee	15,296	14,354	9,864	16,000
52233 Archive Fee - County Clerk	92,265	89,345	83,273	87,000
52233 Archive Fee - District Clerk	21,707	25,658	20,355	25,000
52235 Time Payment Fees	19,786	18,340	14,523	3,000
52251 Beer, Wine, & Liquor Licenses	69,654	80,436	70,331	70,500
52255 Bail Bond Employment Application Fees	100	-	50	-
52255 Bail Bond Application Fees	2,500	2,500	2,000	1,500
52257 Family Protection Fee	5,956	5,790	5,018	5,900
52258 Probate Continuing Education Fees	2,215	2,520	2,063	2,400
52260 Road and Bridge Fees	1,081,185	1,063,066	981,000	980,000
52261 Culvert Fees	3,500	6,500	2,500	3,300
52262 Truancy Court Cost	-	20	495	500
52264 Truancy & Prevention Fees	-	-	4,986	5,000

**Potter County, Texas**  
**General Fund**  
**Revenues**  
**2020-21**

	<b>Actual 2017-18</b>	<b>Actual 2018-19</b>	<b>Estimate 2019-20</b>	<b>Budget 2020-21</b>
<b>53 Intergovernmental Revenue</b>	<b>2,892,287</b>	<b>2,485,192</b>	<b>2,307,168</b>	<b>2,400,350</b>
53304 Lateral Road Fees	18,882	18,858	18,962	18,800
53308 S.S.A.: Jail Rosters	21,600	19,439	12,150	16,700
53309 Prisoner Travel Reimbursement	54,479	45,927	38,530	48,000
53313 State Supplement - County Judge	20,200	37,336	25,200	25,200
53313 State Supplement - County Court at Law #1	84,000	84,000	84,000	84,000
53313 State Supplement - County Court at Law #2	84,000	84,000	84,000	84,000
53313 State Supplement - County Attorney	35,000	42,000	42,000	42,000
53313 State Supplement - District Attorney	4,428	4,059	-	-
53315 Federal Grant-County Attorney VAWA	38,705	80,000	118,748	138,000
53315 Federal Grant-District Attorney VAWA	51,904	73,481	25,419	78,000
53316 Federal Grant-District Attorney VOCA	160,404	208,070	119,879	189,950
53316 State Grant-District Attorney VCLG	33,994	35,000	32,272	42,000
53317 Bingo Fees	172,453	200,720	184,400	184,000
53320 Peace Officer Allocation	16,628	16,944	16,911	-
53321 CSCD: Fiscal Service Fees	15,760	15,445	15,500	15,500
53324 Federal Grant-IV-E Legal Reimbursement	39,651	36,404	73,505	74,400
53325 Tobacco Settlement	22,533	28,217	27,286	27,500
53326 State Grant - Texas Indigent Defense Commission	161,061	120,432	94,107	120,000
53328 State Longevity - County Attorney	13,233	11,482	9,050	12,200
53328 State Longevity - District Attorney	31,520	31,588	25,800	32,900
53329 9-1-1 Operations Support	913,529	118,231	58,500	65,000
53329 Federal Grant-Constable #2 JAG	23,455	650	-	-
53329 Federal Grant-County Attorney FBI Overtime	7,648	-	-	-
53329 Federal Grant-District Attorney ICAC	-	-	-	1,200
53329 Grant-Texas A&M Forest Service	4,850	22,550	-	-
53329 State Grant - Sheriiff - SB 292	-	37,013	-	-
53329 State Grant - Statewide Victim Notification Service	28,547	28,547	27,000	28,000
53331 Randall County: District Courts	418,992	507,651	473,388	471,000
53332 Randall County: CSCD	131,880	168,942	184,935	180,000
53340 City of Ama: Fiber Optic Access	-	12,000	18,000	21,000
53342 City of Ama: Victim Assistance-VOCA	32,800	36,077	37,500	37,500
53342 City of Ama: Victim Assistance-VLCG	19,265	21,858	23,500	23,500
53344 U.S. Treasury: SCAAP Awards	-	38,505	96,826	-
53348 U.S. Treasury: DEA Grants	22,171	38,807	10,000	10,000
53351 School Districts: Liaison Officer	172,573	224,974	293,850	294,000
53393 Tax Collection Fee: Other Entities	36,142	35,987	35,950	36,000
<b>54 Fines and Forfeitures</b>	<b>1,007,895</b>	<b>984,272</b>	<b>777,250</b>	<b>929,000</b>
54410 Fines and Forfeitures				
1100 County Judge	5,239	3,276	969	1,000
2130 47th District Court	88,219	106,018	43,923	67,000
2140 108th District Court	97,655	82,116	59,033	67,000
2150 181st District Court	57,907	41,777	32,316	67,000
2160 251st District Court	45,836	60,530	50,203	67,000
2170 320th District Court	50,400	53,197	58,136	67,000
2190 County Court at Law #1	121,402	90,984	68,227	86,500
2200 County Court at Law #2	152,253	121,207	64,630	86,500
2210 Justice of the Peace, #1	60,027	77,319	85,792	85,000
2220 Justice of the Peace, #2	25,521	27,296	35,989	35,000
2230 Justice of the Peace, #3	295,296	317,254	277,354	297,000
2240 Justice of the Peace, #4	8,140	3,297	678	3,000

**Potter County, Texas  
General Fund  
Revenues  
2020-21**

	<b>Actual 2017-18</b>	<b>Actual 2018-19</b>	<b>Estimate 2019-20</b>	<b>Budget 2020-21</b>
<b>55 Rents and Recoveries</b>	<b>676,832</b>	<b>893,075</b>	<b>549,755</b>	<b>518,600</b>
55519 Rental - Property	3,600	9,893	15,600	-
55531 Insurance Recoveries	122,865	285,125	25,560	100,000
55532 Copier Recoveries	16,204	19,619	12,750	15,000
55533 Telephone Recoveries	79,813	107,592	95,360	90,000
55534 Teletype Recoveries	994	946	1,000	1,000
55536 Burial Recoveries	5,145	5,543	2,000	2,000
55537 Witness Expense Recoveries	3,471	50	50	-
55538 Court Appointed Attorney Fee Recoveries	222,109	217,890	236,300	175,000
55539 Court Appointed Reporter Fee Recoveries	973	452	75	-
55540 Court Appointed Interpreter Fee Recoveries	135	106	80	-
55541 Microfilm Recoveries	-	1,488	-	-
55545 Mental Health Fee Recoveries	11,700	14,100	15,900	13,000
55547 Unemployment Recoveries	9,665	1,424	-	-
55548 Miscellaneous Recoveries	3,961	1,976	2,500	500
55549 Prior Year Recoveries	6,657	6,646	22,700	5,000
55550 Juror Pay Recoveries	40,018	36,312	23,500	37,500
55554 Prisoner Board Recoveries	50	50	200	-
55556 Sheriff Prisoner Medical & Dental Recoveries	32,992	97,608	45,980	50,000
55560 Sheriff Sale Property Recoveries	2,364	7,720	9,875	7,500
55562 Filing Fees/Abstracts of Judgment Recoveries	1,572	3,137	1,600	1,600
55565 Prisoner Co-Pay Recoveries	10,949	12,604	9,000	11,500
55569 Medical Recoveries	101,596	54,131	20,000	-
55576 Drug Court Recoveries	-	8,663	9,725	9,000
<b>57 Other Revenue</b>	<b>742,685</b>	<b>1,179,952</b>	<b>946,430</b>	<b>346,000</b>
57711 Interest on Investments	656,412	988,498	750,000	275,000
57721 Sale of Property	50,412	121,710	109,750	50,000
57722 Sale of Estrays	445	470	125	500
57776 Contribution: Victim Witness - VOCA	981	951	55	500
57790 Donations	4,205	6,400	-	-
57799 Miscellaneous	30,230	61,923	86,500	20,000
<b>Total Revenues</b>	<b>58,212,027</b>	<b>61,227,776</b>	<b>62,073,051</b>	<b>61,683,082</b>
<b>Other Financing Sources</b>				
Operating Transfers In	-	-	-	-
<b>Total Revenue and Other Financing Sources</b>	<b>\$ 58,212,027</b>	<b>\$ 61,227,776</b>	<b>\$ 62,073,051</b>	<b>\$ 61,683,082</b>



**Potter County, Texas**  
**General Fund**  
**Expenditures Summary**  
**2020-21**

	<b>Actual 2017-18</b>	<b>Actual 2018-19</b>	<b>Estimate 2019-20</b>	<b>Budget 2020-21</b>
<b>General Administration</b>	<b>\$ 6,360,043</b>	<b>\$ 7,272,646</b>	<b>\$ 9,070,413</b>	<b>\$ 8,728,361</b>
1100 County Judge	238,022	246,864	256,705	258,125
1110 County Commissioners	220,785	235,594	272,542	273,982
1120 Human Resources	273,564	313,073	375,893	381,634
1130 Information Technology	1,286,420	1,608,542	2,214,606	1,857,630
1140 Information and Records Management	522,954	511,259	577,223	580,103
1150 General Administrative	1,089,300	1,556,712	2,089,839	2,067,315
1200 County Auditor	656,001	690,461	738,188	767,148
1210 County Treasurer	240,242	256,416	261,929	261,009
1220 Purchasing Agent	422,029	369,549	520,294	521,044
1230 Collections	204,479	211,732	238,591	237,371
1300 Tax Assessor/Collector	1,206,247	1,272,444	1,524,603	1,523,000
<b>Facilities Maintenance</b>	<b>2,609,067</b>	<b>2,436,170</b>	<b>2,934,723</b>	<b>2,961,038</b>
1400 Facilities Maintenance Department	1,605,246	1,612,773	1,709,311	1,707,426
1405 Courthouse	207,784	135,430	255,000	245,200
1410 Courts Building	228,813	196,896	300,235	290,235
1415 Library Building	7,367	7,552	10,100	10,100
1420 Extension Services Building	11,191	11,871	23,450	23,450
1440 Santa Fe Building	408,226	325,023	435,189	425,689
1455 Baseball Stadium	2,799	6,538	7,000	6,000
1460 JP#3 Office Building	10,986	11,587	14,700	14,700
1465 Bowie Annex	17,452	13,766	23,000	73,000
1475 W. 6th Annex	14,069	6,129	4,850	-
1480 Law Enforcement Center	64,929	74,367	113,038	113,038
1481 Vehicle Maintenance Garage	19,027	25,216	22,000	22,000
1490 Fire Station #3	11,178	9,022	16,850	30,200
<b>Election Administration</b>	<b>470,063</b>	<b>446,643</b>	<b>598,711</b>	<b>567,011</b>
1500 Elections / Voter Registration	470,063	446,643	598,711	567,011
<b>Judicial</b>	<b>14,952,822</b>	<b>15,401,459</b>	<b>17,605,802</b>	<b>17,772,424</b>
2100 County Clerk	946,288	995,807	1,196,146	1,272,444
2110 District Clerk	1,231,197	1,216,194	1,403,523	1,588,758
2120 Court of Appeals	10,254	10,237	10,333	10,333
2125 Specialty Courts	58,761	59,824	-	41,820
2130 47th District Court	327,990	349,803	389,149	389,824
2140 108th District Court	357,846	371,026	387,581	389,824
2150 181st District Court	331,321	349,102	389,007	389,824
2160 251st District Court	357,522	355,532	390,780	389,824
2170 320th District Court	306,262	372,635	387,244	389,824
2175 Associate Judge Child Support	187	3,211	1,497	1,500
2185 Associate Judge Child Protection	106	176	33,231	18,231
2190 County Court at Law #1	557,045	535,847	574,107	575,547
2200 County Court at Law #2	524,814	527,090	573,907	575,547
2210 Justice of the Peace, Precinct #1	289,206	295,445	323,426	325,108
2220 Justice of the Peace, Precinct #2	240,784	240,699	263,753	265,033
2230 Justice of the Peace, Precinct #3	291,590	303,290	331,896	332,696

**Potter County, Texas  
General Fund  
Expenditures Summary  
2020-21**

	<u>Actual 2017-18</u>	<u>Actual 2018-19</u>	<u>Estimate 2019-20</u>	<u>Budget 2020-21</u>
<b>Judicial -- continued</b>				
2240 Justice of the Peace, Precinct #4	233,996	240,420	263,445	264,685
2250 Jury and Jury Related	304,632	319,563	367,268	370,398
2260 County Attorney	2,501,845	2,492,307	2,739,406	2,718,007
2270 District Attorney	3,405,228	3,403,353	3,849,659	3,778,195
2275 Bail Bond Board Administration	1,642	-	2,000	2,000
2280 General Judicial	2,674,306	2,959,898	3,728,444	3,683,002
<b>Public Safety / Public Service</b>	<b>9,728,084</b>	<b>11,166,583</b>	<b>12,279,555</b>	<b>12,522,051</b>
3100 Forensic Science Lab	461,076	446,181	497,500	509,500
3110 Constable, Precinct #1	85,495	89,864	94,347	99,847
3120 Constable, Precinct #2	88,443	92,372	95,865	94,922
3130 Constable, Precinct #3	87,278	89,979	94,977	100,772
3140 Constable, Precinct #4	87,929	91,388	94,745	101,022
3160 Sheriff - Enforcement	7,245,016	8,542,293	9,182,696	9,303,986
3180 Sheriff Offices	19,041	-	-	-
3200 Public Service	744,879	938,206	1,235,242	1,325,413
3210 Fire / Rescue Department	908,927	876,300	984,183	986,589
<b>Corrections and Rehabilitation</b>	<b>15,174,485</b>	<b>16,223,427</b>	<b>17,355,192</b>	<b>18,680,476</b>
4100 Detention Center	11,507,819	12,348,840	13,159,443	13,294,510
4200 Community Supervision and Corrections	26,902	14,711	28,000	28,000
4210 Juvenile Probation	3,639,764	3,749,963	3,998,689	5,200,000
4250 Court Supervised Release Program	-	109,913	169,060	157,966
<b>Health and Human Services</b>	<b>674,758</b>	<b>981,922</b>	<b>1,122,937</b>	<b>1,111,227</b>
5300 Mental Health - Community Service	72,299	73,402	87,484	86,844
5305 Mental Health and Specialty Services	-	88,175	100,560	90,370
5310 County Extension Services	203,685	234,926	270,113	267,953
5330 Family Crime Unit	133,748	316,147	362,606	362,441
5340 Victim Assistance - VOCA	207,877	220,229	231,559	232,639
5350 Victim Assistance - VLCC	57,149	49,043	70,615	70,980
<b>Road &amp; Bridge</b>	<b>2,215,543</b>	<b>2,274,332</b>	<b>2,622,934</b>	<b>2,607,322</b>
7100 Road and Bridge Department	2,215,543	2,274,332	2,622,934	2,607,322
<b>Capital Outlay</b>	<b>614,894</b>	<b>540,320</b>	<b>714,723</b>	<b>652,246</b>
9900 Capital Outlay	614,894	540,320	714,723	652,246
<b>Total Expenditures</b>	<b>52,799,759</b>	<b>56,743,502</b>	<b>64,304,990</b>	<b>65,602,156</b>
<b>Other Financing Uses</b>				
Operating Transfers Out	2,389,368	1,548,100	1,548,100	1,561,580
<b>Total Expenditures and Other Uses</b>	<b><u>\$ 55,189,127</u></b>	<b><u>\$ 58,291,602</u></b>	<b><u>\$ 65,853,090</u></b>	<b><u>\$ 67,163,736</u></b>

**Potter County, Texas  
General Fund  
Expenditures  
2020-21**

	<b>Actual 2017-18</b>	<b>Actual 2018-19</b>	<b>Estimate 2019-20</b>	<b>Budget 2020-21</b>
<b>General Administration</b>	<b>\$ 6,360,043</b>	<b>\$ 7,272,646</b>	<b>\$ 9,070,413</b>	<b>\$ 8,728,361</b>
<b>1100 County Judge</b>	<b>238,022</b>	<b>246,864</b>	<b>256,705</b>	<b>258,125</b>
60 Salaries & Fringe Benefits	232,520	241,480	248,505	249,225
72 Education, Travel & Uniforms	1,002	992	3,000	3,000
74 General Operating Expenses	3,881	3,835	4,400	4,900
76 Equipment / Vehicle Repairs & Maintenance	619	557	800	1,000
<b>1110 County Commissioners</b>	<b>220,785</b>	<b>235,594</b>	<b>272,542</b>	<b>273,982</b>
60 Salaries & Fringe Benefits	212,261	224,581	255,842	257,282
72 Education, Travel & Uniforms	4,993	7,323	12,000	12,000
74 General Operating Expenses	3,531	3,690	4,700	4,700
<b>1120 Human Resources</b>	<b>273,564</b>	<b>313,073</b>	<b>375,893</b>	<b>381,634</b>
60 Salaries & Fringe Benefits	265,845	280,725	356,844	367,243
72 Education, Travel & Uniforms	-	298	3,000	3,000
73 Contract Services	-	3,331	3,331	3,331
74 General Operating Expenses	4,409	25,507	9,218	4,560
76 Equipment / Vehicle Repairs & Maintenance	3,310	3,212	3,500	3,500
<b>1130 Information Technology</b>	<b>1,286,420</b>	<b>1,608,542</b>	<b>2,214,606</b>	<b>1,857,630</b>
60 Salaries & Fringe Benefits	680,197	802,349	-	-
72 Education, Travel & Uniforms	10,138	14,014	-	-
73 Contract Services	271,066	456,408	1,554,369	1,452,733
74 General Operating Expenses	323,100	334,184	659,587	404,247
76 Equipment / Vehicle Repairs & Maintenance	1,919	1,587	650	650
<b>1140 Information and Records Management</b>	<b>522,954</b>	<b>511,259</b>	<b>577,223</b>	<b>580,103</b>
60 Salaries & Fringe Benefits	489,813	492,232	539,823	542,703
72 Education, Travel & Uniforms	3,025	3,839	4,000	4,000
73 Contract Services	4,333	1,998	6,000	6,000
74 General Operating Expenses	24,673	12,332	25,400	25,400
76 Equipment / Vehicle Repairs & Maintenance	1,110	858	2,000	2,000
<b>1150 General Administrative</b>	<b>1,089,300</b>	<b>1,556,712</b>	<b>2,089,839</b>	<b>2,067,315</b>
60 Salaries & Fringe Benefits	-	7,090	15,000	10,000
73 Contract Services	515,534	558,168	605,000	582,750
74 General Operating Expenses	29,934	31,168	36,000	36,000
76 Equipment / Vehicle Repairs & Maintenance	31,052	27,656	291,958	230,000
79 Other Expenditures	512,780	932,630	1,141,881	1,208,565
<b>1200 County Auditor</b>	<b>656,001</b>	<b>690,461</b>	<b>738,188</b>	<b>767,148</b>
60 Salaries & Fringe Benefits	528,860	540,466	585,388	587,548
72 Education, Travel & Uniforms	6,305	7,115	10,000	10,000
73 Contract Services	114,780	136,576	134,000	160,300
74 General Operating Expenses	4,486	4,619	7,000	7,500
76 Equipment / Vehicle Repairs & Maintenance	1,570	1,685	1,800	1,800

**Potter County, Texas  
General Fund  
Expenditures  
2020-21**

		<b>Actual 2017-18</b>	<b>Actual 2018-19</b>	<b>Estimate 2019-20</b>	<b>Budget 2020-21</b>
<b>General Administration -- continued</b>					
<b>1210</b>	<b>County Treasurer</b>	<b>240,242</b>	<b>256,416</b>	<b>261,929</b>	<b>261,009</b>
60	Salaries & Fringe Benefits	224,156	235,974	243,479	244,559
72	Education, Travel & Uniforms	3,884	4,857	5,000	5,000
74	General Operating Expenses	10,499	13,743	11,250	9,250
76	Equipment / Vehicle Repairs & Maintenance	1,703	1,842	2,200	2,200
<b>1220</b>	<b>Purchasing Agent</b>	<b>422,029</b>	<b>369,549</b>	<b>520,294</b>	<b>521,044</b>
60	Salaries & Fringe Benefits	399,988	355,547	476,494	478,744
72	Education, Travel & Uniforms	9,885	5,641	15,000	15,000
73	Contract Services	-	-	12,500	10,000
74	General Operating Expenses	8,924	5,469	11,800	12,800
76	Equipment / Vehicle Repairs & Maintenance	3,232	2,892	4,500	4,500
<b>1230</b>	<b>Collections</b>	<b>204,479</b>	<b>211,732</b>	<b>238,591</b>	<b>237,371</b>
60	Salaries & Fringe Benefits	182,258	188,737	211,856	212,936
72	Education, Travel & Uniforms	1,714	2,852	3,500	2,000
73	Contract Services	3,600	3,600	3,745	3,745
74	General Operating Expenses	15,681	15,391	17,990	17,190
76	Equipment / Vehicle Repairs & Maintenance	1,226	1,152	1,500	1,500
<b>1300</b>	<b>Tax Assessor/Collector</b>	<b>1,206,247</b>	<b>1,272,444</b>	<b>1,524,603</b>	<b>1,523,000</b>
60	Salaries & Fringe Benefits	1,112,468	1,145,760	1,351,941	1,359,500
72	Education, Travel & Uniforms	7,022	6,942	8,000	8,000
73	Contract Services	43,687	55,401	63,000	65,000
74	General Operating Expenses	39,469	60,103	97,462	86,300
76	Equipment / Vehicle Repairs & Maintenance	3,601	4,238	4,200	4,200
<b>Facilities Management</b>		<b>2,609,067</b>	<b>2,436,170</b>	<b>2,934,723</b>	<b>2,961,038</b>
<b>1400</b>	<b>Facilities Maintenance Department</b>	<b>1,605,246</b>	<b>1,612,773</b>	<b>1,709,311</b>	<b>1,707,426</b>
60	Salaries & Fringe Benefits	1,510,310	1,522,375	1,590,211	1,596,701
72	Education, Travel & Uniforms	16,894	13,210	18,500	16,500
74	General Operating Expenses	61,964	59,162	75,720	73,345
76	Equipment / Vehicle Repairs & Maintenance	16,078	18,026	24,880	20,880
<b>1405</b>	<b>Courthouse</b>	<b>207,784</b>	<b>135,430</b>	<b>255,000</b>	<b>245,200</b>
74	General Operating Expenses	-	-	-	-
77	Building Repairs & Maintenance	207,784	135,430	255,000	245,200
<b>1410</b>	<b>Courts Building</b>	<b>228,813</b>	<b>196,896</b>	<b>300,235</b>	<b>290,235</b>
74	General Operating Expenses	625	-	2,650	2,650
77	Building Repairs & Maintenance	228,188	196,896	297,585	287,585
<b>1415</b>	<b>Library Building</b>	<b>7,367</b>	<b>7,552</b>	<b>10,100</b>	<b>10,100</b>
74	General Operating Expenses	-	-	-	-
77	Building Repairs & Maintenance	7,367	7,552	10,100	10,100

**Potter County, Texas  
General Fund  
Expenditures  
2020-21**

	<b>Actual 2017-18</b>	<b>Actual 2018-19</b>	<b>Estimate 2019-20</b>	<b>Budget 2020-21</b>
<b>Facilities Management -- continued</b>				
<b>1420 Extension Services Building</b>	<b>11,191</b>	<b>11,871</b>	<b>23,450</b>	<b>23,450</b>
74 General Operating Expenses	-	-	-	-
77 Building Repairs & Maintenance	11,191	11,871	23,450	23,450
<b>1440 Santa Fe Building</b>	<b>408,226</b>	<b>325,023</b>	<b>435,189</b>	<b>425,689</b>
74 General Operating Expenses	-	-	-	-
77 Building Repairs & Maintenance	408,226	325,023	435,189	425,689
<b>1455 Baseball Stadium</b>	<b>2,799</b>	<b>6,538</b>	<b>7,000</b>	<b>6,000</b>
74 General Operating Expenses	-	-	-	-
77 Building Repairs & Maintenance	2,799	6,538	7,000	6,000
<b>1460 JP#3 Office Building</b>	<b>10,986</b>	<b>11,587</b>	<b>14,700</b>	<b>14,700</b>
74 General Operating Expenses	-	-	-	-
77 Building Repairs & Maintenance	10,986	11,587	14,700	14,700
<b>1465 Bowie Annex</b>	<b>17,452</b>	<b>13,766</b>	<b>23,000</b>	<b>73,000</b>
74 General Operating Expenses	-	-	-	-
77 Building Repairs & Maintenance	17,452	13,766	23,000	73,000
<b>1475 W. 6th Annex</b>	<b>14,069</b>	<b>6,129</b>	<b>4,850</b>	<b>-</b>
74 General Operating Expenses	-	-	-	-
77 Building Repairs & Maintenance	14,069	6,129	4,850	-
<b>1480 Law Enforcement Center</b>	<b>64,929</b>	<b>74,367</b>	<b>113,038</b>	<b>113,038</b>
74 General Operating Expenses	314	361	-	-
77 Building Repairs & Maintenance	64,615	74,006	113,038	113,038
<b>1481 Vehicle Maintenance Garage</b>	<b>19,027</b>	<b>25,216</b>	<b>22,000</b>	<b>22,000</b>
74 General Operating Expenses	54	-	-	-
77 Building Repairs & Maintenance	18,973	25,216	22,000	22,000
<b>1490 Fire Station #3</b>	<b>11,178</b>	<b>9,022</b>	<b>16,850</b>	<b>30,200</b>
74 General Operating Expenses	369	-	1,500	1,500
77 Building Repairs & Maintenance	10,809	9,022	15,350	28,700
<b>Election Administration</b>	<b>470,063</b>	<b>446,643</b>	<b>598,711</b>	<b>567,011</b>
<b>1500 Elections / Voter Registration</b>	<b>470,063</b>	<b>446,643</b>	<b>598,711</b>	<b>567,011</b>
60 Salaries & Fringe Benefits	338,340	338,947	420,761	404,861
72 Education, Travel & Uniforms	2,726	2,793	6,000	6,000
73 Contract Services	63,274	66,933	75,000	80,000
74 General Operating Expenses	65,160	35,888	93,750	73,750
76 Equipment / Vehicle Repairs & Maintenance	563	2,082	3,200	2,400

**Potter County, Texas  
General Fund  
Expenditures  
2020-21**

	<b>Actual 2017-18</b>	<b>Actual 2018-19</b>	<b>Estimate 2019-20</b>	<b>Budget 2020-21</b>
<b>Judicial</b>	<b>14,952,822</b>	<b>15,401,459</b>	<b>17,605,802</b>	<b>17,772,424</b>
<b>2100 County Clerk</b>	<b>946,288</b>	<b>995,807</b>	<b>1,196,146</b>	<b>1,272,444</b>
60 Salaries & Fringe Benefits	890,166	943,137	1,014,161	1,019,561
72 Education, Travel & Uniforms	5,777	4,225	6,000	6,000
73 Contract Services	20,263	20,871	131,545	207,283
74 General Operating Expenses	24,990	22,216	36,440	34,600
76 Equipment / Vehicle Repairs & Maintenance	5,092	5,358	8,000	5,000
<b>2110 District Clerk</b>	<b>1,231,197</b>	<b>1,216,194</b>	<b>1,403,523</b>	<b>1,588,758</b>
60 Salaries & Fringe Benefits	1,143,176	1,128,554	1,308,033	1,302,333
72 Education, Travel & Uniforms	8,870	6,996	9,000	9,000
73 Contract Services	21,587	20,871	21,250	211,525
74 General Operating Expenses	45,213	48,689	53,240	53,900
76 Equipment / Vehicle Repairs & Maintenance	12,351	11,084	12,000	12,000
<b>2120 Court of Appeals</b>	<b>10,254</b>	<b>10,237</b>	<b>10,333</b>	<b>10,333</b>
60 Salaries & Fringe Benefits	10,254	10,237	10,333	10,333
<b>2125 Specialty Courts</b>	<b>58,761</b>	<b>59,824</b>	<b>-</b>	<b>41,820</b>
60 Salaries & Fringe Benefits	58,102	59,280	-	40,120
72 Education, Travel & Uniforms	149	79	-	1,200
74 General Operating Expenses	354	250	-	500
76 Equipment / Vehicle Repairs & Maintenance	156	215	-	-
<b>2130 47th District Court</b>	<b>327,990</b>	<b>349,803</b>	<b>389,149</b>	<b>389,824</b>
60 Salaries & Fringe Benefits	317,475	339,002	364,794	365,874
72 Education, Travel & Uniforms	3,047	2,616	11,250	11,250
74 General Operating Expenses	6,765	7,422	11,605	11,200
76 Equipment / Vehicle Repairs & Maintenance	703	763	1,500	1,500
<b>2140 108th District Court</b>	<b>357,846</b>	<b>371,026</b>	<b>387,581</b>	<b>389,824</b>
60 Salaries & Fringe Benefits	342,209	357,215	364,794	365,874
72 Education, Travel & Uniforms	4,278	4,378	11,250	11,250
74 General Operating Expenses	10,140	8,463	10,037	11,200
76 Equipment / Vehicle Repairs & Maintenance	1,219	970	1,500	1,500
<b>2150 181st District Court</b>	<b>331,321</b>	<b>349,102</b>	<b>389,007</b>	<b>389,824</b>
60 Salaries & Fringe Benefits	321,212	339,282	364,988	365,874
72 Education, Travel & Uniforms	2,085	1,901	11,250	11,250
74 General Operating Expenses	7,537	7,474	11,269	11,200
76 Equipment / Vehicle Repairs & Maintenance	487	445	1,500	1,500
<b>2160 251st District Court</b>	<b>357,522</b>	<b>355,532</b>	<b>390,780</b>	<b>389,824</b>
60 Salaries & Fringe Benefits	345,559	346,132	364,794	365,874
72 Education, Travel & Uniforms	5,218	2,675	11,250	11,250
74 General Operating Expenses	5,962	5,921	13,236	11,200
76 Equipment / Vehicle Repairs & Maintenance	783	804	1,500	1,500

**Potter County, Texas  
General Fund  
Expenditures  
2020-21**

		<b>Actual 2017-18</b>	<b>Actual 2018-19</b>	<b>Estimate 2019-20</b>	<b>Budget 2020-21</b>
<b>Judicial -- continued</b>					
<b>2170</b>	<b>320th District Court</b>	<b>306,262</b>	<b>372,635</b>	<b>387,244</b>	<b>389,824</b>
60	Salaries & Fringe Benefits	295,676	357,512	364,794	365,874
72	Education, Travel & Uniforms	2,941	2,341	11,250	11,250
74	General Operating Expenses	6,614	11,953	9,700	11,200
76	Equipment / Vehicle Repairs & Maintenance	1,031	829	1,500	1,500
<b>2175</b>	<b>Associate Judge - Child Support</b>	<b>187</b>	<b>3,211</b>	<b>1,497</b>	<b>1,500</b>
60	Salaries & Fringe Benefits	-	-	-	-
74	General Operating Expenses	187	3,211	1,497	1,500
<b>2185</b>	<b>Associate Judge - Child Protection</b>	<b>106</b>	<b>176</b>	<b>33,231</b>	<b>18,231</b>
60	Salaries & Fringe Benefits	-	-	31,231	16,231
74	General Operating Expenses	106	176	2,000	2,000
<b>2190</b>	<b>County Court at Law #1</b>	<b>557,045</b>	<b>535,847</b>	<b>574,107</b>	<b>575,547</b>
60	Salaries & Fringe Benefits	550,580	521,601	556,357	557,797
72	Education, Travel & Uniforms	2,924	3,265	9,650	9,650
74	General Operating Expenses	2,980	10,499	7,500	7,500
76	Equipment / Vehicle Repairs & Maintenance	561	482	600	600
<b>2200</b>	<b>County Court at Law #2</b>	<b>524,814</b>	<b>527,090</b>	<b>573,907</b>	<b>575,547</b>
60	Salaries & Fringe Benefits	517,456	510,757	556,357	557,797
72	Education, Travel & Uniforms	2,965	5,504	9,650	9,650
74	General Operating Expenses	4,260	10,671	7,500	7,500
76	Equipment / Vehicle Repairs & Maintenance	133	158	400	600
<b>2210</b>	<b>Justice of the Peace, Precinct #1</b>	<b>289,206</b>	<b>295,445</b>	<b>323,426</b>	<b>325,108</b>
60	Salaries & Fringe Benefits	261,583	264,850	290,108	291,548
72	Education, Travel & Uniforms	592	881	3,500	3,500
73	Contract Services	17,292	15,487	17,000	17,000
74	General Operating Expenses	8,587	12,877	11,595	11,760
76	Equipment / Vehicle Repairs & Maintenance	1,152	1,350	1,223	1,300
<b>2220</b>	<b>Justice of the Peace, Precinct #2</b>	<b>240,784</b>	<b>240,699</b>	<b>263,753</b>	<b>265,033</b>
60	Salaries & Fringe Benefits	213,018	211,695	233,083	234,163
72	Education, Travel & Uniforms	3,234	2,300	3,500	3,500
73	Contract Services	17,292	15,487	17,000	17,000
74	General Operating Expenses	6,331	10,270	9,170	9,070
76	Equipment / Vehicle Repairs & Maintenance	909	947	1,000	1,300
<b>2230</b>	<b>Justice of the Peace, Precinct #3</b>	<b>291,590</b>	<b>303,290</b>	<b>331,896</b>	<b>332,696</b>
60	Salaries & Fringe Benefits	260,252	272,890	295,026	296,466
72	Education, Travel & Uniforms	3,499	2,202	3,500	3,500
73	Contract Services	17,292	15,487	17,000	17,000
74	General Operating Expenses	8,428	10,587	13,870	13,230
76	Equipment / Vehicle Repairs & Maintenance	2,119	2,124	2,500	2,500

**Potter County, Texas  
General Fund  
Expenditures  
2020-21**

	<b>Actual 2017-18</b>	<b>Actual 2018-19</b>	<b>Estimate 2019-20</b>	<b>Budget 2020-21</b>
<b>Judicial -- continued</b>				
<b>2240 Justice of the Peace, Precinct #4</b>	<b>233,996</b>	<b>240,420</b>	<b>263,445</b>	<b>264,685</b>
60 Salaries & Fringe Benefits	203,750	214,217	233,085	234,155
72 Education, Travel & Uniforms	3,275	2,026	3,500	3,500
73 Contract Services	17,292	15,487	17,000	17,000
74 General Operating Expenses	8,607	7,574	8,660	8,730
76 Equipment / Vehicle Repairs & Maintenance	1,072	1,116	1,200	1,300
<b>2250 Jury and Jury Related</b>	<b>304,632</b>	<b>319,563</b>	<b>367,268</b>	<b>370,398</b>
60 Salaries & Fringe Benefits	160,784	185,223	202,268	203,348
72 Education, Travel & Uniforms	-	-	2,500	2,500
73 Contract Services	85,869	92,809	116,685	117,050
74 General Operating Expenses	54,094	38,125	41,815	43,500
76 Equipment / Vehicle Repairs & Maintenance	3,885	3,406	4,000	4,000
<b>2260 County Attorney</b>	<b>2,501,845</b>	<b>2,492,307</b>	<b>2,739,406</b>	<b>2,718,007</b>
60 Salaries & Fringe Benefits	2,392,433	2,383,611	2,604,576	2,616,927
72 Education, Travel & Uniforms	34,077	27,155	32,800	20,000
73 Contract Services	36,421	33,543	38,550	30,700
74 General Operating Expenses	33,804	43,843	44,980	38,880
76 Equipment / Vehicle Repairs & Maintenance	5,110	4,155	18,500	11,500
<b>2270 District Attorney</b>	<b>3,405,228</b>	<b>3,403,353</b>	<b>3,849,659</b>	<b>3,778,195</b>
60 Salaries & Fringe Benefits	3,162,642	3,195,261	3,596,465	3,605,475
72 Education, Travel & Uniforms	36,072	34,669	32,000	32,000
73 Contract Services	130,254	103,943	142,474	62,000
74 General Operating Expenses	64,529	57,644	64,220	64,220
76 Equipment / Vehicle Repairs & Maintenance	11,731	11,836	14,500	14,500
<b>2275 Bail Bond Board Administration</b>	<b>1,642</b>	<b>-</b>	<b>2,000</b>	<b>2,000</b>
72 Education, Travel & Uniforms	750	-	1,500	1,500
74 General Operating Expenses	892	-	500	500
<b>2280 General Judicial</b>	<b>2,674,306</b>	<b>2,959,898</b>	<b>3,728,444</b>	<b>3,683,002</b>
73 Contract Services	2,546,119	2,760,547	2,992,500	3,044,000
74 General Operating Expenses	65,143	73,788	91,738	94,796
79 Other Expenditures	63,044	125,563	644,206	544,206
<b>Public Safety / Public Service</b>	<b>9,728,084</b>	<b>11,166,583</b>	<b>12,279,555</b>	<b>12,522,051</b>
<b>3100 Forensic Science Lab</b>	<b>461,076</b>	<b>446,181</b>	<b>497,500</b>	<b>509,500</b>
73 Contract Services	461,076	446,181	497,500	509,500



**Potter County, Texas  
General Fund  
Expenditures  
2020-21**

	<b>Actual 2017-18</b>	<b>Actual 2018-19</b>	<b>Estimate 2019-20</b>	<b>Budget 2020-21</b>
<b>Public Safety / Public Service - continued</b>				
<b>3110 Constable, Precinct #1</b>	<b>85,495</b>	<b>89,864</b>	<b>94,347</b>	<b>99,847</b>
60 Salaries & Fringe Benefits	74,612	78,552	81,179	81,542
72 Education, Travel & Uniforms	1,199	1,199	1,250	1,250
73 Contract Services	3,717	2,612	4,000	4,000
74 General Operating Expenses	3,277	3,426	3,218	9,055
76 Equipment / Vehicle Repairs & Maintenance	2,690	4,075	4,700	4,000
<b>3120 Constable, Precinct #2</b>	<b>88,443</b>	<b>92,372</b>	<b>95,865</b>	<b>94,922</b>
60 Salaries & Fringe Benefits	74,388	78,308	81,179	81,542
72 Education, Travel & Uniforms	5,456	4,453	4,250	4,000
73 Contract Services	1,199	1,199	1,248	1,250
74 General Operating Expenses	3,335	4,629	4,188	4,130
76 Equipment / Vehicle Repairs & Maintenance	4,065	3,783	5,000	4,000
<b>3130 Constable, Precinct #3</b>	<b>87,278</b>	<b>89,979</b>	<b>94,977</b>	<b>100,772</b>
60 Salaries & Fringe Benefits	74,586	78,465	81,179	81,542
72 Education, Travel & Uniforms	3,561	2,254	2,700	4,000
73 Contract Services	1,199	1,199	1,400	1,250
74 General Operating Expenses	5,385	5,863	4,698	9,980
76 Equipment / Vehicle Repairs & Maintenance	2,547	2,198	5,000	4,000
<b>3140 Constable, Precinct #4</b>	<b>87,929</b>	<b>91,388</b>	<b>94,745</b>	<b>101,022</b>
60 Salaries & Fringe Benefits	74,541	78,484	81,179	81,542
72 Education, Travel & Uniforms	4,938	4,656	4,000	4,000
73 Contract Services	1,199	1,199	1,248	1,250
74 General Operating Expenses	4,271	4,938	4,318	10,230
76 Equipment / Vehicle Repairs & Maintenance	2,980	2,111	4,000	4,000
<b>3160 Sheriff - Enforcement</b>	<b>7,245,016</b>	<b>8,542,293</b>	<b>9,182,696</b>	<b>9,303,986</b>
60 Salaries & Fringe Benefits	6,532,588	7,853,898	8,364,825	8,445,816
72 Education, Travel & Uniforms	151,631	110,258	133,500	120,000
73 Contract Services	168,748	177,820	195,450	243,700
74 General Operating Expenses	131,380	116,691	158,921	162,470
76 Equipment / Vehicle Repairs & Maintenance	260,669	283,626	330,000	332,000
<b>3180 Sheriff Offices</b>	<b>19,041</b>	-	-	-
74 General Operating Expenses	-	-	-	-
77 Building Repairs & Maintenance	19,041	-	-	-
<b>3200 Public Service</b>	<b>744,879</b>	<b>938,206</b>	<b>1,235,242</b>	<b>1,325,413</b>
77 Building Repairs & Maintenance	935	4,878	-	5,000
79 Other Expenditures	743,944	933,328	1,235,242	1,320,413

**Potter County, Texas  
General Fund  
Expenditures  
2020-21**

	<b>Actual 2017-18</b>	<b>Actual 2018-19</b>	<b>Estimate 2019-20</b>	<b>Budget 2020-21</b>
<b>Public Safety / Public Service - continued</b>				
<b>3210 Fire / Rescue Department</b>	<b>908,927</b>	<b>876,300</b>	<b>984,183</b>	<b>986,589</b>
60 Salaries & Fringe Benefits	332,657	323,981	364,439	366,499
72 Education, Travel & Uniforms	58,675	63,067	66,000	66,000
73 Contract Services	2,061	7,660	35,000	35,000
74 General Operating Expenses	140,887	145,954	165,734	166,080
76 Equipment / Vehicle Repairs & Maintenance	285,372	292,694	295,750	295,750
77 Building Repairs & Maintenance	89,275	42,944	57,260	57,260
<b>Corrections and Rehabilitation</b>	<b>15,174,485</b>	<b>16,223,427</b>	<b>17,355,192</b>	<b>18,680,476</b>
<b>4100 Detention Center</b>	<b>11,507,819</b>	<b>12,348,840</b>	<b>13,159,443</b>	<b>13,294,510</b>
60 Salaries & Fringe Benefits	9,483,647	10,173,378	10,841,941	11,008,616
73 Contract Services	34,260	42,220	45,250	45,250
74 General Operating Expenses	64,407	65,517	65,950	61,950
75 Prisoner Care	1,375,916	1,455,007	1,560,694	1,608,194
76 Equipment / Vehicle Repairs & Maintenance	36,813	31,535	37,500	37,500
77 Building Repairs & Maintenance	512,776	581,183	608,108	533,000
<b>4200 Community Supervision and Corrections</b>	<b>26,902</b>	<b>14,711</b>	<b>28,000</b>	<b>28,000</b>
74 General Operating Expenses	12,247	2,241	13,000	13,000
76 Equipment / Vehicle Repairs & Maintenance	14,655	12,470	15,000	15,000
<b>4210 Juvenile Probation</b>	<b>3,639,764</b>	<b>3,749,963</b>	<b>3,998,689</b>	<b>5,200,000</b>
71 Juvenile Services	3,639,764	3,749,963	3,998,689	5,200,000
<b>4250 Court Supervised Release Program</b>	<b>-</b>	<b>109,913</b>	<b>169,060</b>	<b>157,966</b>
60 Salaries & Fringe Benefits	-	105,135	145,560	146,966
72 Education, Travel & Uniforms	-	2,222	7,500	4,000
73 Contract Services	-	419	8,000	3,000
74 General Operating Expenses	-	19	5,000	1,000
76 Equipment / Vehicle Repairs & Maintenance	-	2,118	3,000	3,000
<b>Health &amp; Human Services</b>	<b>674,758</b>	<b>981,922</b>	<b>1,122,937</b>	<b>1,111,227</b>
<b>5300 Mental Health - Community Service</b>	<b>72,299</b>	<b>73,402</b>	<b>87,484</b>	<b>86,844</b>
60 Salaries & Fringe Benefits	67,389	69,210	76,484	76,844
72 Education, Travel & Uniforms	-	-	2,000	2,000
73 Contract Services	4,910	4,192	8,500	7,500
74 General Operating Expenses	-	-	500	500
<b>5305 Mental Health and Specialty Services</b>	<b>-</b>	<b>88,175</b>	<b>100,560</b>	<b>90,370</b>
60 Salaries & Fringe Benefits	-	84,281	88,010	88,370
72 Education, Travel & Uniforms	-	1,966	2,000	1,500
74 General Operating Expenses	-	1,928	5,550	500
76 Equipment / Vehicle Repairs & Maintenance	-	-	5,000	-

**Potter County, Texas  
General Fund  
Expenditures  
2020-21**

	<b>Actual 2017-18</b>	<b>Actual 2018-19</b>	<b>Estimate 2019-20</b>	<b>Budget 2020-21</b>
<b>Health &amp; Human Services - continued</b>				
<b>5310 County Extension Services</b>	<b>203,685</b>	<b>234,926</b>	<b>270,113</b>	<b>267,953</b>
60 Salaries & Fringe Benefits	171,469	198,925	221,343	222,063
72 Education, Travel & Uniforms	4,388	6,750	10,500	10,500
74 General Operating Expenses	11,897	10,098	17,070	14,190
76 Equipment / Vehicle Repairs & Maintenance	14,406	17,034	19,000	19,000
79 Other Expenditures	1,525	2,119	2,200	2,200
<b>5330 Family Crime Unit</b>	<b>133,748</b>	<b>316,147</b>	<b>362,606</b>	<b>362,441</b>
60 Salaries & Fringe Benefits	128,061	312,486	355,506	356,941
72 Education, Travel & Uniforms	-	-	1,200	600
74 General Operating Expenses	3,197	1,660	3,500	2,800
76 Equipment / Vehicle Repairs & Maintenance	2,490	2,001	2,400	2,100
<b>5340 Victim Assistance - VOCA</b>	<b>207,877</b>	<b>220,229</b>	<b>231,559</b>	<b>232,639</b>
60 Salaries & Fringe Benefits	204,787	218,744	226,119	227,199
72 Education, Travel & Uniforms	1,650	45	4,000	4,000
74 General Operating Expenses	1,440	1,440	1,440	1,440
<b>5350 Victim Assistance - VLCG</b>	<b>57,149</b>	<b>49,043</b>	<b>70,615</b>	<b>70,980</b>
60 Salaries & Fringe Benefits	56,693	47,871	68,615	68,980
72 Education, Travel & Uniforms	456	1,172	2,000	2,000
<b>Road and Bridge</b>	<b>2,215,543</b>	<b>2,274,332</b>	<b>2,622,934</b>	<b>2,607,322</b>
<b>7100 Road and Bridge Department</b>	<b>2,215,543</b>	<b>2,274,332</b>	<b>2,622,934</b>	<b>2,607,322</b>
60 Salaries & Fringe Benefits	1,348,835	1,417,004	1,556,876	1,564,436
72 Education, Travel & Uniforms	14,184	13,098	15,700	15,700
73 Contract Services	14,647	13,033	27,557	27,557
74 General Operating Expenses	540,551	555,197	612,366	614,888
76 Equipment / Vehicle Repairs & Maintenance	230,296	217,310	327,254	301,560
77 Building Repairs & Maintenance	67,030	58,690	83,181	83,181
<b>Capital Outlay</b>	<b>614,894</b>	<b>540,320</b>	<b>714,723</b>	<b>652,246</b>
<b>9900 Capital Outlay</b>	<b>614,894</b>	<b>540,320</b>	<b>714,723</b>	<b>652,246</b>
70 Capital Outlay	614,894	540,320	714,723	652,246
<b>Total Expenditures</b>	<b>52,799,759</b>	<b>56,743,502</b>	<b>64,304,990</b>	<b>65,602,156</b>
<b>Other Financing Uses</b>				
Operating Transfers Out	2,389,368	1,548,100	1,548,100	1,561,580
<b>Total Other Financing Uses</b>	<b>2,389,368</b>	<b>1,548,100</b>	<b>1,548,100</b>	<b>1,561,580</b>
<b>Total Expenditures and Other</b>	<b>\$ 55,189,127</b>	<b>\$ 58,291,602</b>	<b>\$ 65,853,090</b>	<b>\$ 67,163,736</b>

This page left blank intentionally.

## **SPECIAL REVENUE FUNDS**

---

**County Assistance District #1 Fund**

*Local Government Code §387.003*

*The County Assistance District #1 fund can be used for construction, maintenance or improvement of roads or highways; provision of law enforcement and detention services; maintenance or improvement of libraries, museums, parks or other recreational facilities; promotion of economic development and tourism; firefighting and fire prevention services and provision of services that benefit the public welfare.*

---

**Law Library Fund**

*Local Government Code §323.023*

*The Law Library Fund accounts for the revenues derived from fees set by the commissioners court not to exceed \$35, collected, and paid as other costs in each civil case filed in a county or district court, except suits for delinquent taxes. The revenues are used to provide and maintain a County Law Library.*

---

**Courthouse Security Fund**

*Code of Criminal Procedure §102.017, Local Gov't Code §291.008*

*The Courthouse Security Fund accounts for revenues derived from the security fees charged on civil and criminal cases as set by Commissioners' Court. The revenues are to be used for security personnel, services and items related to a building housing a court.*

---

**Justice Court Building Security Fund**

*Code of Criminal Procedure §102.017*

*The Justice Court Building Security Fund accounts for revenues derived from the security fees charged to defendants convicted of offenses as a cost of court on cases filed in a justice court. The revenues are to be used for security personnel, services and items related to a building housing a justice court not located in the County courthouse.*

---

**Records Management Funds**

*Local Gov't Code §118 - Code of Criminal Procedures §102 -  
Government Code §51.317*

*The Records Management Funds account for revenues derived from the records management and preservation fees charged by the County and District Clerks. The revenues are to be used for specific records preservation and automation projects.*

---

**Court Technology Funds**

*Code of Criminal Procedure §102.0173, §102.0173*

*The Court Technology Fund accounts for revenues derived from the fees charged to a defendant convicted of a criminal offense. The revenues are to be used for specific technology enhancements for the Courts and Clerks.*

---

**Panhandle Auto Burglary and Theft Fund**

*Code of Criminal Procedures §59.06*

*The Panhandle Auto Burglary and Theft Fund accounts for State grant funds received from the Auto Burglary and Theft Prevention Authority to participate in a statewide collaborative network to combat motor vehicle burglary and theft and to fund education campaigns to inform automobile owners of methods of preventing automobile burglary or theft. Participating agencies are Potter County, Randall County and the City of Amarillo*

---

**Federal Law Enforcement Grants Fund**

*Individual guidelines from Granting Agency*

*The Federal Law Enforcement Grants fund accounts for federal funds received by the Sheriff to be used to enhance operations for specific projects approved by the Bureau of Justice Administration or other granting agencies.*

This page left blank intentionally.

**Potter County, Texas  
Special Revenue Funds  
Combined Budgets  
2020-21**

	<b>County Assistance District #1</b>	<b>Law Library Fund</b>	<b>Courthouse Security Fund</b>	<b>Justice Court Security Fund</b>
<b>Revenues</b>	<b>\$ 2,606,000</b>	<b>\$ 70,600</b>	<b>\$ 40,200</b>	<b>\$ 1,400</b>
51 Taxes	2,600,000	-	-	-
52 Licenses & Fees	-	70,000	40,000	1,200
53 Intergovernmental Revenue	-	-	-	-
54 Fines & Forfeitures	-	-	-	-
55 Rents & Recoveries	-	-	-	-
57 Other Revenue	6,000	600	200	200
<b>Expenditures</b>	<b>2,172,277</b>	<b>70,000</b>	<b>35,000</b>	<b>15,000</b>
<b>Judicial</b>	<b>-</b>	<b>70,000</b>	<b>-</b>	<b>-</b>
60 Salaries & Fringe Benefits	-	-	-	-
72 Education, Travel & Uniforms	-	-	-	-
73 Contract Services	-	-	-	-
74 General Operating Expenses	-	70,000	-	-
76 Equipment / Vehicle Repairs & Maintenance	-	-	-	-
77 Building Repairs & Maintenance	-	-	-	-
79 Other Expenditures	-	-	-	-
<b>Public Safety / Public Service</b>	<b>134,277</b>	<b>-</b>	<b>20,000</b>	<b>10,000</b>
60 Salaries & Fringe Benefits	121,277	-	-	-
72 Education, Travel & Uniforms	-	-	-	-
73 Contract Services	10,000	-	-	-
74 General Operating Expenses	3,000	-	10,000	5,000
76 Equipment / Vehicle Repairs & Maintenance	-	-	-	-
77 Building Repairs & Maintenance	-	-	10,000	5,000
78 Other Expenditures	-	-	-	-
<b>Capital Outlay</b>	<b>2,038,000</b>	<b>-</b>	<b>15,000</b>	<b>5,000</b>
70 Capital Outlay	2,038,000	-	15,000	5,000
<b>Revenues Over(Under) Expenditures</b>	<b>433,723</b>	<b>600</b>	<b>5,200</b>	<b>(13,600)</b>
<b>Other Financing Sources (Uses)</b>				
Operating Transfers In (Out)	-	-	-	-
<b>Revenues and Other Financing Sources Over (Under) Expenditures and Other Uses</b>	<b>433,723</b>	<b>600</b>	<b>5,200</b>	<b>(13,600)</b>
<b>Fund Balance, Beginning of Year</b>	<b>165,517</b>	<b>139,036</b>	<b>67,004</b>	<b>34,081</b>
<b>Fund Balance, End of Year</b>	<b>\$ 599,240</b>	<b>\$ 139,636</b>	<b>\$ 72,204</b>	<b>\$ 20,481</b>

**Potter County, Texas  
Special Revenue Funds  
Combined Budgets  
2020-21**

	<b>County Clerk Records Mgmt Fund</b>	<b>Court Records Mgmt Fund</b>	<b>District Clerk Records Mgmt Fund</b>	<b>Justice Court Technology Fund</b>
<b>Revenues</b>	<b>\$ 106,000</b>	<b>\$ 26,200</b>	<b>\$ 33,750</b>	<b>\$ 10,400</b>
51 Taxes	-	-	-	-
52 Licenses & Fees	90,000	26,000	33,000	10,000
53 Intergovernmental Revenue	-	-	-	-
54 Fines & Forfeitures	-	-	-	-
55 Rents & Recoveries	-	-	-	-
57 Other Revenue	16,000	200	750	400
<b>Expenditures</b>	<b>105,000</b>	<b>12,000</b>	<b>56,655</b>	<b>57,000</b>
<b>Judicial</b>	<b>105,000</b>	<b>12,000</b>	<b>56,655</b>	<b>57,000</b>
60 Salaries & Fringe Benefits	-	-	-	-
72 Education, Travel & Uniforms	2,500	2,000	51,655	14,000
73 Contract Services	93,000	-	-	30,000
74 General Operating Expenses	6,000	10,000	5,000	13,000
76 Equipment / Vehicle Repairs & Maintenance	3,500	-	-	-
77 Building Repairs & Maintenance	-	-	-	-
79 Other Expenditures	-	-	-	-
<b>Public Service / Public Safety</b>	<b>-</b>	<b>-</b>	<b>-</b>	<b>-</b>
60 Salaries & Fringe Benefits	-	-	-	-
72 Education, Travel & Uniforms	-	-	-	-
73 Contract Services	-	-	-	-
74 General Operating Expenses	-	-	-	-
76 Equipment / Vehicle Repairs & Maintenance	-	-	-	-
77 Building Repairs & Maintenance	-	-	-	-
78 Other Expenditures	-	-	-	-
<b>Capital Outlay</b>	<b>-</b>	<b>-</b>	<b>-</b>	<b>-</b>
70 Capital Outlay	-	-	-	-
<b>Revenues Over(Under) Expenditures</b>	<b>1,000</b>	<b>14,200</b>	<b>(22,905)</b>	<b>(46,600)</b>
<b>Other Financing Sources (Uses)</b>				
Operating Transfers In (Out)	-	-	-	-
<b>Revenues and Other Financing Sources Over (Under) Expenditures and Other Uses</b>	<b>1,000</b>	<b>14,200</b>	<b>(22,905)</b>	<b>(46,600)</b>
<b>Fund Balance, Beginning of Year</b>	<b>378,070</b>	<b>34,911</b>	<b>256,546</b>	<b>100,813</b>
<b>Fund Balance, End of Year</b>	<b>\$ 379,070</b>	<b>\$ 49,111</b>	<b>\$ 233,641</b>	<b>\$ 54,213</b>



**Potter County, Texas  
Special Revenue Funds  
Combined Budgets  
2020-21**

	<u>Co. / Dist. Clerk Technology Fund</u>	<u>Panhandle Auto Theft and Burglary Unit Fund</u>	<u>Law Enforcement Grants Fund</u>	<u>Total Special Funds (Memo Only)</u>
<b>Revenues</b>	<b>\$ 2,800</b>	<b>\$ 359,960</b>	<b>\$ -</b>	<b>\$ 3,257,310</b>
51 Taxes	-	-	-	2,600,000
52 Licenses & Fees	2,700	-	-	272,900
53 Intergovernmental Revenue	-	359,960	-	359,960
54 Fines & Forfeitures	-	-	-	-
55 Rents & Recoveries	-	-	-	-
57 Other Revenue	100	-	-	24,450
<b>Expenditures</b>	<b>6,000</b>	<b>426,535</b>	<b>-</b>	<b>2,955,467</b>
<b>Judicial</b>	<b>6,000</b>	<b>426,535</b>	<b>-</b>	<b>733,190</b>
60 Salaries & Fringe Benefits	-	304,531	-	304,531
72 Education, Travel & Uniforms	-	500	-	70,655
73 Contract Services	5,000	98,144	-	226,144
74 General Operating Expenses	1,000	9,360	-	114,360
76 Equipment / Vehicle Repairs & Maintenance	-	14,000	-	17,500
77 Building Repairs & Maintenance	-	-	-	-
79 Other Expenditures	-	-	-	-
<b>Public Service / Public Safety</b>	<b>-</b>	<b>-</b>	<b>-</b>	<b>164,277</b>
60 Salaries & Fringe Benefits	-	-	-	121,277
72 Education, Travel & Uniforms	-	-	-	-
73 Contract Services	-	-	-	10,000
74 General Operating Expenses	-	-	-	18,000
76 Equipment / Vehicle Repairs & Maintenance	-	-	-	-
77 Building Repairs & Maintenance	-	-	-	15,000
78 Other Expenditures	-	-	-	-
<b>Capital Outlay</b>	<b>-</b>	<b>-</b>	<b>-</b>	<b>2,058,000</b>
70 Capital Outlay	-	-	-	2,058,000
<b>Revenues Over(Under) Expenditures</b>	<b>(3,200)</b>	<b>(66,575)</b>	<b>-</b>	<b>301,843</b>
<b>Other Financing Sources (Uses)</b>				
Operating Transfers In (Out)	-	61,580	-	61,580
<b>Revenues and Other Financing Sources Over (Under) Expenditures and Other Uses</b>	<b>(3,200)</b>	<b>(4,995)</b>	<b>-</b>	<b>363,423</b>
<b>Fund Balance, Beginning of Year</b>	<b>49,261</b>	<b>(37,677)</b>	<b>2</b>	<b>1,187,564</b>
<b>Fund Balance, End of Year</b>	<b>\$ 46,061</b>	<b>\$ (42,672)</b>	<b>\$ 2</b>	<b>\$ 1,550,987</b>

**Potter County, Texas  
County Assistance District #1  
Revenues and Expenditures  
2020-21**

	<u>Actual 2017-18</u>	<u>Actual 2018-19</u>	<u>Estimate 2019-20</u>	<u>Budget 2020-21</u>
<b>Revenues</b>	<b>\$ 1,365,364</b>	<b>\$ 3,033,085</b>	<b>\$ 2,622,000</b>	<b>\$ 2,606,000</b>
51 Taxes	1,359,953	2,977,971	2,580,000	2,600,000
52 Licenses & Fees	-	-	-	-
53 Intergovernmental Revenue	-	-	-	-
54 Fines & Forfeitures	-	-	-	-
55 Rents & Recoveries	-	-	-	-
57 Other Revenue	5,411	55,114	42,000	6,000
<b>Expenditures</b>	<b>46,750</b>	<b>447,409</b>	<b>6,360,773</b>	<b>2,172,277</b>
60 Salaries & Fringe Benefits	-	-	119,799	121,277
70 Capital Outlay	-	307,627	5,880,974	2,038,000
72 Education, Travel & Uniforms	-	-	-	-
73 Contract Services	-	139,782	250,000	10,000
74 General Operating Expenses	46,750	-	110,000	3,000
76 Equipment / Vehicle Repairs & Maintenance	-	-	-	-
77 Building Repairs & Maintenance	-	-	-	-
79 Other Expenditures	-	-	-	-
<b>Revenues Over(Under) Expenditures</b>	<b>1,318,614</b>	<b>2,585,676</b>	<b>(3,738,773)</b>	<b>433,723</b>
<b>Other Financing Sources (Uses)</b>				
Operating Transfers In	-	-	-	-
Operating Transfers Out	-	-	-	-
<b>Revenues and Other Financing Sources Over (Under) Expenditures and Other Uses</b>	<b>1,318,614</b>	<b>2,585,676</b>	<b>(3,738,773)</b>	<b>433,723</b>
<b>Fund Balance, Beginning of Year</b>	<b>-</b>	<b>1,318,614</b>	<b>3,904,290</b>	<b>165,517</b>
<b>Fund Balance, End of Year</b>	<b><u>\$ 1,318,614</u></b>	<b><u>\$ 3,904,290</u></b>	<b><u>\$ 165,517</u></b>	<b><u>\$ 599,240</u></b>

**Potter County, Texas  
Law Library Fund  
Revenues and Expenditures  
2020-21**

	<b>Actual 2017-18</b>	<b>Actual 2018-19</b>	<b>Estimate 2019-20</b>	<b>Budget 2020-21</b>
<b>Revenues</b>	<b>\$ 70,582</b>	<b>\$ 92,270</b>	<b>\$ 82,500</b>	<b>\$ 70,600</b>
52 Licenses & Fees	70,028	89,325	80,000	70,000
53 Intergovernmental Revenue	-	-	-	-
54 Fines & Forfeitures	-	-	-	-
55 Rents & Recoveries	-	-	-	-
57 Other Revenue	554	2,945	2,500	600
<b>Expenditures</b>	<b>48,005</b>	<b>43,667</b>	<b>70,000</b>	<b>70,000</b>
60 Salaries & Fringe Benefits	-	-	-	-
70 Capital Outlay	-	-	-	-
72 Education, Travel & Uniforms	-	-	-	-
73 Contract Services	-	-	-	-
74 General Operating Expenses	48,005	43,667	70,000	70,000
76 Equipment / Vehicle Repairs & Maintenance	-	-	-	-
77 Building Repairs & Maintenance	-	-	-	-
79 Other Expenditures	-	-	-	-
<b>Revenues Over(Under) Expenditures</b>	<b>22,577</b>	<b>48,603</b>	<b>12,500</b>	<b>600</b>
<b>Other Financing Sources (Uses)</b>				
Operating Transfers In	-	-	-	-
Operating Transfers Out	-	-	-	-
<b>Revenues and Other Financing Sources Over (Under) Expenditures and Other Uses</b>	<b>22,577</b>	<b>48,603</b>	<b>12,500</b>	<b>600</b>
<b>Fund Balance, Beginning of Year</b>	<b>55,356</b>	<b>77,933</b>	<b>126,536</b>	<b>139,036</b>
<b>Fund Balance, End of Year</b>	<b><u>\$ 77,933</u></b>	<b><u>\$ 126,536</u></b>	<b><u>\$ 139,036</u></b>	<b><u>\$ 139,636</u></b>

**Potter County, Texas  
Courthouse Security Fund  
Revenues and Expenditures  
2020-21**

	<b>Actual 2017-18</b>	<b>Actual 2018-19</b>	<b>Estimate 2019-20</b>	<b>Budget 2020-21</b>
<b>Revenues</b>	<b>\$ 46,702</b>	<b>\$ 47,993</b>	<b>\$ 47,000</b>	<b>\$ 40,200</b>
52 Licenses & Fees	46,070	47,130	46,000	40,000
53 Intergovernmental Revenue	-	-	-	-
54 Fines & Forfeitures	-	-	-	-
55 Rents & Recoveries	-	-	-	-
57 Other Revenue	632	863	1,000	200
<b>Expenditures</b>	<b>573,969</b>	<b>12,586</b>	<b>34,000</b>	<b>35,000</b>
60 Salaries & Fringe Benefits	568,211	-	-	-
70 Capital Outlay	-	12,586	19,000	15,000
72 Education, Travel & Uniforms	-	-	-	-
73 Contract Services	-	-	-	-
74 General Operating Expenses	5,758	-	10,000	10,000
76 Equipment / Vehicle Repairs & Maintenance	-	-	-	-
77 Building Repairs & Maintenance	-	-	5,000	10,000
79 Other Expenditures	-	-	-	-
<b>Revenues Over(Under) Expenditures</b>	<b>(527,267)</b>	<b>35,407</b>	<b>13,000</b>	<b>5,200</b>
<b>Other Financing Sources (Uses)</b>				
Operating Transfers In	550,000	-	-	-
Operating Transfers Out	-	-	-	-
<b>Revenues and Other Financing Sources Over (Under) Expenditures and Other Uses</b>	<b>22,733</b>	<b>35,407</b>	<b>13,000</b>	<b>5,200</b>
<b>Fund Balance, Beginning of Year</b>	<b>(4,136)</b>	<b>18,597</b>	<b>54,004</b>	<b>67,004</b>
<b>Fund Balance, End of Year</b>	<b>\$ 18,597</b>	<b>\$ 54,004</b>	<b>\$ 67,004</b>	<b>\$ 72,204</b>

**Potter County, Texas**  
**Justice Court Building Security Fund**  
**Revenues and Expenditures**  
**2020-21**

	<b>Actual 2017-18</b>	<b>Actual 2018-19</b>	<b>Estimate 2019-20</b>	<b>Budget 2020-21</b>
<b>Revenues</b>	<b>\$ 3,378</b>	<b>\$ 4,525</b>	<b>\$ 4,200</b>	<b>\$ 1,400</b>
52 Licenses & Fees	3,080	3,268	3,000	1,200
53 Intergovernmental Revenue	-	-	-	-
54 Fines & Forfeitures	-	-	-	-
55 Rents & Recoveries	-	-	-	-
57 Other Revenue	298	1,257	1,200	200
<b>Expenditures</b>	<b>-</b>	<b>-</b>	<b>15,000</b>	<b>15,000</b>
60 Salaries & Fringe Benefits	-	-	-	-
70 Capital Outlay	-	-	5,000	5,000
72 Education, Travel & Uniforms	-	-	-	-
73 Contract Services	-	-	-	-
74 General Operating Expenses	-	-	5,000	5,000
76 Equipment / Vehicle Repairs & Maintenance	-	-	-	-
77 Building Repairs & Maintenance	-	-	5,000	5,000
79 Other Expenditures	-	-	-	-
<b>Revenues Over(Under) Expenditures</b>	<b>3,378</b>	<b>4,525</b>	<b>(10,800)</b>	<b>(13,600)</b>
<b>Other Financing Sources (Uses)</b>				
Operating Transfers In	-	-	-	-
Operating Transfers Out	-	-	-	-
<b>Revenues and Other Financing Sources Over (Under) Expenditures and Other Uses</b>	<b>3,378</b>	<b>4,525</b>	<b>(10,800)</b>	<b>(13,600)</b>
<b>Fund Balance, Beginning of Year</b>	<b>36,978</b>	<b>40,356</b>	<b>44,881</b>	<b>34,081</b>
<b>Fund Balance, End of Year</b>	<b><u>\$ 40,356</u></b>	<b><u>\$ 44,881</u></b>	<b><u>\$ 34,081</u></b>	<b><u>\$ 20,481</u></b>

**Potter County, Texas**  
**County Clerk Records Management Fund**  
**Revenues and Expenditures**  
**2020-21**

	<b>Actual 2017-18</b>	<b>Actual 2018-19</b>	<b>Estimate 2019-20</b>	<b>Budget 2020-21</b>
<b>Revenues</b>	<b>\$ 125,258</b>	<b>\$ 123,415</b>	<b>\$ 119,000</b>	<b>\$ 106,000</b>
52 Licenses & Fees	100,843	98,252	96,000	90,000
53 Intergovernmental Revenue	-	-	-	-
54 Fines & Forfeitures	-	-	-	-
55 Rents & Recoveries	-	-	-	-
57 Other Revenue	24,415	25,163	23,000	16,000
<b>Expenditures</b>	<b>93,410</b>	<b>101,466</b>	<b>136,000</b>	<b>105,000</b>
60 Salaries & Fringe Benefits	-	-	-	-
70 Capital Outlay	-	19,714	35,000	-
72 Education, Travel & Uniforms	2,500	-	2,500	2,500
73 Contract Services	83,339	76,806	87,000	93,000
74 General Operating Expenses	7,571	4,946	8,000	6,000
76 Equipment / Vehicle Repairs & Maintenance	-	-	3,500	3,500
77 Building Repairs & Maintenance	-	-	-	-
79 Other Expenditures	-	-	-	-
<b>Revenues Over(Under) Expenditures</b>	<b>31,848</b>	<b>21,949</b>	<b>(17,000)</b>	<b>1,000</b>
<b>Other Financing Sources (Uses)</b>				
Operating Transfers In	-	-	-	-
Operating Transfers Out	-	-	-	-
<b>Revenues and Other Financing Sources Over (Under) Expenditures and Other Uses</b>	<b>31,848</b>	<b>21,949</b>	<b>(17,000)</b>	<b>1,000</b>
<b>Fund Balance, Beginning of Year</b>	<b>341,273</b>	<b>373,121</b>	<b>395,070</b>	<b>378,070</b>
<b>Fund Balance, End of Year</b>	<b><u>\$ 373,121</u></b>	<b><u>\$ 395,070</u></b>	<b><u>\$ 378,070</u></b>	<b><u>\$ 379,070</u></b>

**Potter County, Texas**  
**Court Records Management Fund**  
**Revenues and Expenditures**  
**2020-21**

	<b>Actual 2017-18</b>	<b>Actual 2018-19</b>	<b>Estimate 2019-20</b>	<b>Budget 2020-21</b>
<b>Revenues</b>	<b>\$ 42,525</b>	<b>\$ 43,023</b>	<b>\$ 42,800</b>	<b>\$ 26,200</b>
52 Licenses & Fees	42,041	41,330	41,000	26,000
53 Intergovernmental Revenue	-	-	-	-
54 Fines & Forfeitures	-	-	-	-
55 Rents & Recoveries	-	-	-	-
57 Other Revenue	484	1,693	1,800	200
<b>Expenditures</b>	<b>53,377</b>	<b>53,314</b>	<b>62,055</b>	<b>12,000</b>
60 Salaries & Fringe Benefits	49,417	52,796	-	-
70 Capital Outlay	-	-	60,055	-
72 Education, Travel & Uniforms	-	518	2,000	2,000
73 Contract Services	-	-	-	-
74 General Operating Expenses	3,960	-	-	10,000
76 Equipment / Vehicle Repairs & Maintenance	-	-	-	-
77 Building Repairs & Maintenance	-	-	-	-
79 Other Expenditures	-	-	-	-
<b>Revenues Over(Under) Expenditures</b>	<b>(10,852)</b>	<b>(10,291)</b>	<b>(19,255)</b>	<b>14,200</b>
<b>Other Financing Sources (Uses)</b>	<b>-</b>	<b>-</b>	<b>-</b>	<b>-</b>
Operating Transfers In	-	-	-	-
Operating Transfers Out	-	-	-	-
<b>Revenues and Other Financing Sources Over (Under) Expenditures and Other Uses</b>	<b>(10,852)</b>	<b>(10,291)</b>	<b>(19,255)</b>	<b>14,200</b>
<b>Fund Balance, Beginning of Year</b>	<b>75,309</b>	<b>64,457</b>	<b>54,166</b>	<b>34,911</b>
<b>Fund Balance, End of Year</b>	<b><u>\$ 64,457</u></b>	<b><u>\$ 54,166</u></b>	<b><u>\$ 34,911</u></b>	<b><u>\$ 49,111</u></b>

**Potter County, Texas**  
**District Clerk Records Management Fund**  
**Revenues and Expenditures**  
**2020-21**

	<u>Actual</u> <u>2017-18</u>	<u>Actual</u> <u>2018-19</u>	<u>Estimate</u> <u>2019-20</u>	<u>Budget</u> <u>2020-21</u>
<b>Revenues</b>	<b>\$ 37,939</b>	<b>\$ 45,015</b>	<b>\$ 44,000</b>	<b>\$ 33,750</b>
52 Licenses & Fees	34,324	39,548	39,000	33,000
53 Intergovernmental Revenue	-	-	-	-
54 Fines & Forfeitures	-	-	-	-
55 Rents & Recoveries	-	-	-	-
57 Other Revenue	3,615	5,467	5,000	750
<b>Expenditures</b>	<b>73,184</b>	<b>21,934</b>	<b>31,655</b>	<b>56,655</b>
60 Salaries & Fringe Benefits	-	-	-	-
70 Capital Outlay	57,463	-	-	-
72 Education, Travel & Uniforms	15,721	21,934	26,655	51,655
73 Contract Services	-	-	-	-
74 General Operating Expenses	-	-	5,000	5,000
76 Equipment / Vehicle Repairs & Maintenance	-	-	-	-
77 Building Repairs & Maintenance	-	-	-	-
79 Other Expenditures	-	-	-	-
<b>Revenues Over(Under) Expenditures</b>	<b>(35,245)</b>	<b>23,081</b>	<b>12,345</b>	<b>(22,905)</b>
<b>Other Financing Sources (Uses)</b>				
Operating Transfers In	-	-	-	-
Operating Transfers Out	-	-	-	-
<b>Revenues and Other Financing Sources Over (Under) Expenditures and Other Uses</b>	<b>(35,245)</b>	<b>23,081</b>	<b>12,345</b>	<b>(22,905)</b>
<b>Fund Balance, Beginning of Year</b>	<b>256,365</b>	<b>221,120</b>	<b>244,201</b>	<b>256,546</b>
<b>Fund Balance, End of Year</b>	<b><u>\$ 221,120</u></b>	<b><u>\$ 244,201</u></b>	<b><u>\$ 256,546</u></b>	<b><u>\$ 233,641</u></b>



**Potter County, Texas  
Justice Court Technology Fund  
Revenues and Expenditures  
2020-21**

	<b>Actual 2017-18</b>	<b>Actual 2018-19</b>	<b>Estimate 2019-20</b>	<b>Budget 2020-21</b>
<b>Revenues</b>	<b>\$ 14,577</b>	<b>\$ 18,193</b>	<b>\$ 18,300</b>	<b>\$ 10,400</b>
52 Licenses & Fees	13,314	13,487	13,500	10,000
53 Intergovernmental Revenue	-	-	-	-
54 Fines & Forfeitures	-	-	-	-
55 Rents & Recoveries	-	-	-	-
57 Other Revenue	1,263	4,706	4,800	400
<b>Expenditures</b>	<b>22,134</b>	<b>23,031</b>	<b>70,000</b>	<b>57,000</b>
60 Salaries & Fringe Benefits	-	-	-	-
70 Capital Outlay	16,942	-	-	-
72 Education, Travel & Uniforms	1,418	13,724	14,000	14,000
73 Contract Services	-	6,000	30,000	30,000
74 General Operating Expenses	3,774	3,307	26,000	13,000
76 Equipment / Vehicle Repairs & Maintenance	-	-	-	-
77 Building Repairs & Maintenance	-	-	-	-
79 Other Expenditures	-	-	-	-
<b>Revenues Over(Under) Expenditures</b>	<b>(7,557)</b>	<b>(4,838)</b>	<b>(51,700)</b>	<b>(46,600)</b>
<b>Other Financing Sources (Uses)</b>				
Operating Transfers In	-	-	-	-
Operating Transfers Out	-	-	-	-
<b>Revenues and Other Financing Sources Over (Under) Expenditures and Other Uses</b>	<b>(7,557)</b>	<b>(4,838)</b>	<b>(51,700)</b>	<b>(46,600)</b>
<b>Fund Balance, Beginning of Year</b>	<b>164,908</b>	<b>157,351</b>	<b>152,513</b>	<b>100,813</b>
<b>Fund Balance, End of Year</b>	<b><u>\$ 157,351</u></b>	<b><u>\$ 152,513</u></b>	<b><u>\$ 100,813</u></b>	<b><u>\$ 54,213</u></b>

**Potter County, Texas**  
**County Clerk/District Clerk Technology Fund**  
**Revenues and Expenditures**  
**2020-21**

	Actual 2017-18	Actual 2018-19	Estimate 2019-20	Budget 2020-21
<b>Revenues</b>	<b>\$ 5,321</b>	<b>\$ 5,726</b>	<b>\$ 5,600</b>	<b>\$ 2,800</b>
52 Licenses & Fees	5,043	4,523	4,400	2,700
53 Intergovernmental Revenue	-	-	-	-
54 Fines & Forfeitures	-	-	-	-
55 Rents & Recoveries	-	-	-	-
57 Other Revenue	278	1,203	1,200	100
<b>Expenditures</b>	<b>7,542</b>	<b>-</b>	<b>-</b>	<b>6,000</b>
60 Salaries & Fringe Benefits	-	-	-	-
70 Capital Outlay	-	-	-	-
72 Education, Travel & Uniforms	-	-	-	-
73 Contract Services	7,542	-	-	5,000
74 General Operating Expenses	-	-	-	1,000
76 Equipment / Vehicle Repairs & Maintenance	-	-	-	-
77 Building Repairs & Maintenance	-	-	-	-
79 Other Expenditures	-	-	-	-
<b>Revenues Over(Under) Expenditures</b>	<b>(2,221)</b>	<b>5,726</b>	<b>5,600</b>	<b>(3,200)</b>
<b>Other Financing Sources (Uses)</b>				
Operating Transfers In	-	-	-	-
Operating Transfers Out	-	-	-	-
<b>Revenues and Other Financing Sources Over (Under) Expenditures and Other Uses</b>	<b>(2,221)</b>	<b>5,726</b>	<b>5,600</b>	<b>(3,200)</b>
<b>Fund Balance, Beginning of Year</b>	<b>40,156</b>	<b>37,935</b>	<b>43,661</b>	<b>49,261</b>
<b>Fund Balance, End of Year</b>	<b><u>\$ 37,935</u></b>	<b><u>\$ 43,661</u></b>	<b><u>\$ 49,261</u></b>	<b><u>\$ 46,061</u></b>

**Potter County, Texas**  
**Panhandle Auto Burglary and Theft Unit**  
**Revenues and Expenditures**  
**2020-21**

	<u>Actual</u> <u>2017-18</u>	<u>Actual</u> <u>2018-19</u>	<u>Estimate</u> <u>2019-20</u>	<u>Budget</u> <u>2020-21</u>
<b>Revenues</b>	<b>\$ 367,743</b>	<b>\$ 356,541</b>	<b>\$ 373,705</b>	<b>\$ 359,960</b>
52 Licenses & Fees	-	-	-	-
53 Intergovernmental Revenue	367,743	356,541	373,705	359,960
54 Fines & Forfeitures	-	-	-	-
55 Rents & Recoveries	-	-	-	-
57 Other Revenue	-	-	-	-
<b>Expenditures</b>	<b>410,014</b>	<b>417,844</b>	<b>438,532</b>	<b>426,535</b>
60 Salaries & Fringe Benefits	278,958	299,095	309,615	304,531
70 Capital Outlay	-	-	-	-
72 Education, Travel & Uniforms	11,048	5,503	7,500	500
73 Contract Services	88,837	91,398	97,433	98,144
74 General Operating Expenses	18,458	7,033	11,984	9,360
76 Equipment / Vehicle Repairs & Maintenance	12,713	14,815	12,000	14,000
77 Building Repairs & Maintenance	-	-	-	-
79 Other Expenditures	-	-	-	-
<b>Revenues Over(Under) Expenditures</b>	<b>(42,271)</b>	<b>(61,303)</b>	<b>(64,827)</b>	<b>(66,575)</b>
<b>Other Financing Sources (Uses)</b>				
Operating Transfers In	48,100	48,100	48,100	61,580
Operating Transfers Out	-	-	-	-
<b>Revenues and Other Financing Sources Over (Under) Expenditures and Other Uses</b>	<b>5,829</b>	<b>(13,203)</b>	<b>(16,727)</b>	<b>(4,995)</b>
<b>Fund Balance, Beginning of Year</b>	<b>(13,576)</b>	<b>(7,747)</b>	<b>(20,950)</b>	<b>(37,677)</b>
<b>Fund Balance, End of Year</b>	<b><u>\$ (7,747)</u></b>	<b><u>\$ (20,950)</u></b>	<b><u>\$ (37,677)</u></b>	<b><u>\$ (42,672)</u></b>

**Potter County, Texas**  
**Federal Law Enforcement Grants Fund**  
**Revenues and Expenditures**  
**2020-21**

	<u>Actual</u> <u>2017-18</u>	<u>Actual</u> <u>2018-19</u>	<u>Estimate</u> <u>2019-20</u>	<u>Budget</u> <u>2020-21</u>
<b>Revenues</b>	<b>\$ 60</b>	<b>\$ 12</b>	<b>\$ 150,000</b>	<b>\$ -</b>
52 Licenses & Fees	-	-	-	-
53 Intergovernmental Revenue	-	-	150,000	-
54 Fines & Forfeitures	-	-	-	-
55 Rents & Recoveries	-	-	-	-
57 Other Revenue	60	12	-	-
<b>Expenditures</b>	<b>-</b>	<b>3,610</b>	<b>150,000</b>	<b>-</b>
60 Salaries & Fringe Benefits	-	-	-	-
70 Capital Outlay	-	-	25,000	-
72 Education, Travel & Uniforms	-	-	-	-
73 Contract Services	-	-	-	-
74 General Operating Expenses	-	3,610	125,000	-
76 Equipment / Vehicle Repairs & Maintenance	-	-	-	-
77 Building Repairs & Maintenance	-	-	-	-
79 Other Expenditures	-	-	-	-
<b>Revenues Over(Under) Expenditures</b>	<b>60</b>	<b>(3,598)</b>	<b>-</b>	<b>-</b>
<b>Other Financing Sources (Uses)</b>				
Operating Transfers In	-	-	-	-
Operating Transfers Out	-	-	-	-
<b>Revenues and Other Financing Sources Over (Under) Expenditures and Other Uses</b>	<b>60</b>	<b>(3,598)</b>	<b>-</b>	<b>-</b>
<b>Fund Balance, Beginning of Year</b>	<b>3,540</b>	<b>3,600</b>	<b>2</b>	<b>2</b>
<b>Fund Balance, End of Year</b>	<b><u>\$ 3,600</u></b>	<b><u>\$ 2</u></b>	<b><u>\$ 2</u></b>	<b><u>\$ 2</u></b>

## **DEBT SERVICE FUNDS**

---

### ***Series 2016 Certificates of Obligation***

*This Debt Service Fund accounts for the accumulation of resources for the payment of principal and interest on the Series 2016 Certificates of Obligation issued to construct facilities for the administration, law enforcement operations, maintenance and storage for the Potter County Sheriff's office.*

---

### ***Series 2017 Tax Notes***

*This Debt Service Fund accounts for the accumulation of resources for the payment of principal and interest on the Series 2017 Tax Notes issued to purchase a radio communication system for the Sheriff, Fire/Rescue, Constables, Road & Bridge County Attorney, District Attorney and Court Bailiffs. This purchase is in collaboration with the City of Amarillo and Randall County to provide a seamless emergency communication system to benefit the citizens of the Amarillo/Potter/Randall area.*

---

### ***Series 2019 Certificates of Obligation***

*This Debt Service Fund accounts for the accumulation of resources for the payment of principal and interest on the Series 2016 Certificates of Obligation issued to construct a district courts facility, including demolition of existing facilities and parking.*

This page left blank intentionally.

**Potter County, Texas  
Debt Service Funds  
Combined Proposed Budgets  
2020-21**

	<u>Series 2016 Certificates of Obligation</u>	<u>Series 2017 Tax Notes</u>	<u>Series 2019 Certificates of Obligation</u>	<u>Totals (Memo Only)</u>
<b>Revenues</b>	<b>\$ 481,850</b>	<b>\$ 963,075</b>	<b>\$ 2,782,537</b>	<b>\$ 4,227,462</b>
51 Taxes	461,850	963,075	2,781,537	4,206,462
52 Licenses & Fees	-	-	-	-
53 Intergovernmental Revenue	-	-	-	-
54 Fines & Forfeitures	-	-	-	-
55 Rents & Recoveries	-	-	-	-
57 Other Revenue	20,000	-	1,000	21,000
<b>Expenditures</b>	<b>1,481,850</b>	<b>963,075</b>	<b>2,782,537</b>	<b>5,227,462</b>
60 Salaries & Fringe Benefits	-	-	-	-
70 Capital Outlay	-	-	-	-
72 Education, Travel & Uniforms	-	-	-	-
73 Contract Services	-	-	-	-
74 General Operating Expenses	1,000	1,000	1,000	3,000
76 Equipment / Vehicle Repairs & Maintenance	-	-	-	-
77 Building Repairs & Maintenance	-	-	-	-
78 Special Expenditures	1,480,850	962,075	2,781,537	5,224,462
<b>Revenues Over(Under) Expenditures</b>	<b>(1,000,000)</b>	<b>-</b>	<b>-</b>	<b>(1,000,000)</b>
<b>Other Financing Sources (Uses)</b>				
Operating Transfers In	-	-	-	-
Operating Transfers Out	-	-	-	-
<b>Revenues and Other Financing Sources Over (Under) Expenditures and Other Uses</b>	<b>(1,000,000)</b>	<b>-</b>	<b>-</b>	<b>(1,000,000)</b>
<b>Fund Balance, Beginning of Year</b>	<b>3,919,465</b>	<b>166,027</b>	<b>-</b>	<b>4,085,492</b>
<b>Fund Balance, End of Year</b>	<b><u>\$ 2,919,465</u></b>	<b><u>\$ 166,027</u></b>	<b><u>\$ -</u></b>	<b><u>\$ 3,085,492</u></b>

**Potter County, Texas**  
**Series 2016 Debt Service Fund**  
**Certificates of Obligation**  
**2020-21**

	<b>Actual 2017-18</b>	<b>Actual 2018-19</b>	<b>Estimate 2019-20</b>	<b>Budget 2020-21</b>
<b>Revenues</b>	<b>\$ 1,681,168</b>	<b>\$ 1,716,695</b>	<b>\$ 460,425</b>	<b>\$ 481,850</b>
51 Taxes	1,681,168	1,650,961	440,425	461,850
53 Intergovernmental Revenue	-	-	-	-
57 Other Revenue	-	65,734	20,000	20,000
<b>Expenditures</b>	<b>1,488,725</b>	<b>1,487,413</b>	<b>1,485,425</b>	<b>1,481,850</b>
74 General Operating Expenses	200	400	1,000	1,000
78 Special Expenditures	1,488,525	1,487,013	1,484,425	1,480,850
79 Other Expenditures	-	-	-	-
<b>Revenues Over(Under) Expenditures</b>	<b>192,443</b>	<b>229,282</b>	<b>(1,025,000)</b>	<b>(1,000,000)</b>
<b>Other Financing Sources (Uses)</b>				
Operating Transfers In	-	2,085,168	2,308,564	-
Operating Transfers Out	-	-	-	-
<b>Revenues and Other Financing Sources Over (Under) Expenditures and Other Uses</b>	<b>192,443</b>	<b>2,314,450</b>	<b>1,283,564</b>	<b>(1,000,000)</b>
<b>Fund Balance, Beginning of Year</b>	<b>129,008</b>	<b>321,451</b>	<b>2,635,901</b>	<b>3,919,465</b>
<b>Fund Balance, End of Year</b>	<b><u>\$ 321,451</u></b>	<b><u>\$ 2,635,901</u></b>	<b><u>\$ 3,919,465</u></b>	<b><u>\$ 2,919,465</u></b>



**Potter County, Texas**  
**Series 2017 Debt Service Fund**  
**Tax Notes**  
**2020-21**

	<u>Actual 2017-18</u>	<u>Actual 2018-19</u>	<u>Estimate 2019-20</u>	<u>Budget 2020-21</u>
<b>Revenues</b>	<b>\$ 364,544</b>	<b>\$ 1,070,125</b>	<b>\$ 464,122</b>	<b>\$ 963,075</b>
51 Taxes	364,544	1,070,125	464,122	963,075
53 Intergovernmental Revenue	-	-	-	-
57 Other Revenue	-	-	-	-
<b>Expenditures</b>	<b>306,945</b>	<b>960,697</b>	<b>965,122</b>	<b>963,075</b>
74 General Operating Expenses	-	-	1,000	1,000
78 Special Expenditures	306,945	960,697	964,122	962,075
79 Other Expenditures	-	-	-	-
<b>Revenues Over(Under) Expenditures</b>	<b>57,599</b>	<b>109,428</b>	<b>(501,000)</b>	<b>-</b>
<b>Other Financing Sources (Uses)</b>				
Operating Transfers In	-	-	500,000	-
Operating Transfers Out	-	-	-	-
<b>Revenues and Other Financing Sources Over (Under) Expenditures and Other Uses</b>	<b>57,599</b>	<b>109,428</b>	<b>(1,000)</b>	<b>-</b>
<b>Fund Balance, Beginning of Year</b>	<b>-</b>	<b>57,599</b>	<b>167,027</b>	<b>166,027</b>
<b>Fund Balance, End of Year</b>	<b><u>\$ 57,599</u></b>	<b><u>\$ 167,027</u></b>	<b><u>\$ 166,027</u></b>	<b><u>\$ 166,027</u></b>

**Potter County, Texas**  
**Series 2019 Debt Service Fund**  
**Certificates of Obligation**  
**2020-21**

	<u>Actual 2017-18</u>	<u>Actual 2018-19</u>	<u>Estimate 2019-20</u>	<u>Budget 2020-21</u>
<b>Revenues</b>	\$ -	\$ -	\$ 2,709,717	\$ 2,782,537
51 Taxes	-	-	2,708,717	2,781,537
53 Intergovernmental Revenue	-	-	-	-
57 Other Revenue	-	-	1,000	1,000
<b>Expenditures</b>	-	-	2,709,717	2,782,537
74 General Operating Expenses	-	-	1,000	1,000
78 Special Expenditures	-	-	2,708,717	2,781,537
79 Other Expenditures	-	-	-	-
<b>Revenues Over(Under) Expenditures</b>	-	-	-	-
<b>Other Financing Sources (Uses)</b>				
Operating Transfers In	-	-	-	-
Operating Transfers Out	-	-	-	-
<b>Revenues and Other Financing Sources Over (Under) Expenditures and Other Uses</b>	-	-	-	-
<b>Fund Balance, Beginning of Year</b>	-	-	-	-
<b>Fund Balance, End of Year</b>	<u>\$ -</u>	<u>\$ -</u>	<u>\$ -</u>	<u>\$ -</u>

**Potter County, Texas  
Schedule of Debt Service  
2020-21**

	Series 2016 Certificates of Obligation		Series 2017 Tax Notes		Series 2019 Certificates of Obligation		Fiscal Total
	Principal	Interest	Principal	Interest	Principal	Interest	
2/1/2020	920,000	285,662	885,000	43,787	-	1,692,948	3,827,397
8/1/2020	-	278,763		35,335	-	1,015,769	1,329,867
<b>Fiscal 2020</b>	<b>920,000</b>	<b>564,425</b>	<b>885,000</b>	<b>79,122</b>	<b>-</b>	<b>2,708,717</b>	<b>5,157,264</b>
2/1/2021	935,000	278,762	900,000	35,335	-	1,015,769	3,164,866
8/1/2021	-	267,075		26,740	750,000	1,015,768	2,059,583
<b>Fiscal 2021</b>	<b>935,000</b>	<b>545,837</b>	<b>900,000</b>	<b>62,075</b>	<b>750,000</b>	<b>2,031,537</b>	<b>5,224,449</b>
2/1/2022	955,000	267,075	915,000	26,740	-	997,019	3,160,834
8/1/2022	-	252,750		18,002	1,050,000	997,019	2,317,771
<b>Fiscal 2022</b>	<b>955,000</b>	<b>519,825</b>	<b>915,000</b>	<b>44,742</b>	<b>1,050,000</b>	<b>1,994,038</b>	<b>5,478,605</b>
2/1/2023	985,000	252,750	935,000	18,002	-	970,769	3,161,521
8/1/2023	-	237,975		9,073	1,140,000	970,769	2,357,817
<b>Fiscal 2023</b>	<b>985,000</b>	<b>490,725</b>	<b>935,000</b>	<b>27,075</b>	<b>1,140,000</b>	<b>1,941,538</b>	<b>5,519,338</b>
2/1/2024	1,015,000	237,975	950,000	9,073	-	942,269	3,154,317
8/1/2024	-	222,750			750,000	942,269	1,915,019
<b>Fiscal 2024</b>	<b>1,015,000</b>	<b>460,725</b>	<b>950,000</b>	<b>9,073</b>	<b>750,000</b>	<b>1,884,538</b>	<b>5,069,336</b>
2/1/2025	1,045,000	222,750	-	-	-	923,519	2,191,269
8/1/2025	-	207,075	-	-	1,760,000	923,519	2,890,594
<b>Fiscal 2025</b>	<b>1,045,000</b>	<b>429,825</b>	<b>-</b>	<b>-</b>	<b>1,760,000</b>	<b>1,847,038</b>	<b>5,081,863</b>
2/1/2026	1,080,000	207,075	-	-	-	879,519	2,166,594
8/1/2026	-	190,875	-	-	1,060,000	879,519	2,130,394
<b>Fiscal 2026</b>	<b>1,080,000</b>	<b>397,950</b>	<b>-</b>	<b>-</b>	<b>1,060,000</b>	<b>1,759,038</b>	<b>4,296,988</b>
2/1/2027	1,110,000	190,875	-	-	-	853,019	2,153,894
8/1/2027	-	174,225	-	-	1,175,000	853,019	2,202,244
<b>Fiscal 2027</b>	<b>1,110,000</b>	<b>365,100</b>	<b>-</b>	<b>-</b>	<b>1,175,000</b>	<b>1,706,038</b>	<b>4,356,138</b>
2/1/2028	1,145,000	174,225	-	-	-	823,644	2,142,869
8/1/2028	-	157,050	-	-	1,250,000	823,644	2,230,694
<b>Fiscal 2028</b>	<b>1,145,000</b>	<b>331,275</b>	<b>-</b>	<b>-</b>	<b>1,250,000</b>	<b>1,647,288</b>	<b>4,373,563</b>
2/1/2029	1,175,000	157,050	-	-	-	792,394	2,124,444
8/1/2029	-	139,425	-	-	1,305,000	792,394	2,236,819
<b>Fiscal 2029</b>	<b>1,175,000</b>	<b>296,475</b>	<b>-</b>	<b>-</b>	<b>1,305,000</b>	<b>1,584,788</b>	<b>4,361,263</b>
2/1/2030	1,215,000	139,425	-	-	-	759,769	2,114,194
8/1/2030	-	121,200	-	-	1,370,000	759,769	2,250,969
<b>Fiscal 2030</b>	<b>1,215,000</b>	<b>260,625</b>	<b>-</b>	<b>-</b>	<b>1,370,000</b>	<b>1,519,538</b>	<b>4,365,163</b>
2/1/2031	1,250,000	121,200	-	-	-	732,369	2,103,569
8/1/2031	-	102,450	-	-	1,425,000	732,369	2,259,819
<b>Fiscal 2031</b>	<b>1,250,000</b>	<b>223,650</b>	<b>-</b>	<b>-</b>	<b>1,425,000</b>	<b>1,464,738</b>	<b>4,363,388</b>
2/1/2032	1,285,000	102,450	-	-	-	703,869	2,091,319
8/1/2032	-	83,175	-	-	1,485,000	703,869	2,272,044
<b>Fiscal 2032</b>	<b>1,285,000</b>	<b>185,625</b>	<b>-</b>	<b>-</b>	<b>1,485,000</b>	<b>1,407,738</b>	<b>4,363,363</b>
2/1/2033	1,325,000	83,175	-	-	-	674,169	2,082,344
8/1/2033	-	63,300	-	-	1,540,000	674,169	2,277,469
<b>Fiscal 2033</b>	<b>1,325,000</b>	<b>146,475</b>	<b>-</b>	<b>-</b>	<b>1,540,000</b>	<b>1,348,338</b>	<b>4,359,813</b>

	Series 2016 Certificates of Obligation		Series 2017 Tax Notes		Series 2019 Certificates of Obligation		Fiscal Total
	Principal	Interest	Principal	Interest	Principal	Interest	
2/1/2034	1,365,000	63,300	-	-	-	643,369	2,071,669
8/1/2034	-	42,825	-	-	1,605,000	643,369	2,291,194
<b>Fiscal 2034</b>	<b>1,365,000</b>	<b>106,125</b>	<b>-</b>	<b>-</b>	<b>1,605,000</b>	<b>1,286,738</b>	<b>4,362,863</b>
2/1/2035	1,405,000	42,825	-	-	-	611,269	2,059,094
8/1/2035	-	21,750	-	-	1,670,000	611,269	2,303,019
<b>Fiscal 2035</b>	<b>1,405,000</b>	<b>64,575</b>	<b>-</b>	<b>-</b>	<b>1,670,000</b>	<b>1,222,538</b>	<b>4,362,113</b>
2/1/2036	1,450,000	21,750	-	-	-	577,869	2,049,619
8/1/2036	-	-	-	-	1,735,000	577,869	2,312,869
<b>Fiscal 2036</b>	<b>1,450,000</b>	<b>21,750</b>	<b>-</b>	<b>-</b>	<b>1,735,000</b>	<b>1,155,738</b>	<b>4,362,488</b>
2/1/2037	-	-	-	-	-	551,844	551,844
8/1/2037	-	-	-	-	1,785,000	551,844	2,336,844
<b>Fiscal 2037</b>	<b>-</b>	<b>-</b>	<b>-</b>	<b>-</b>	<b>1,785,000</b>	<b>1,103,688</b>	<b>2,888,688</b>
2/1/2038	-	-	-	-	-	516,144	516,144
8/1/2038	-	-	-	-	1,860,000	516,144	2,376,144
<b>Fiscal 2038</b>	<b>-</b>	<b>-</b>	<b>-</b>	<b>-</b>	<b>1,860,000</b>	<b>1,032,288</b>	<b>2,892,288</b>
2/1/2039	-	-	-	-	-	478,944	478,944
8/1/2039	-	-	-	-	1,935,000	478,944	2,413,944
<b>Fiscal 2039</b>	<b>-</b>	<b>-</b>	<b>-</b>	<b>-</b>	<b>1,935,000</b>	<b>957,888</b>	<b>2,892,888</b>
2/1/2040	-	-	-	-	-	440,244	440,244
8/1/2040	-	-	-	-	2,010,000	440,244	2,450,244
<b>Fiscal 2040</b>	<b>-</b>	<b>-</b>	<b>-</b>	<b>-</b>	<b>2,010,000</b>	<b>880,488</b>	<b>2,890,488</b>
2/1/2041	-	-	-	-	-	400,044	400,044
8/1/2041	-	-	-	-	2,090,000	400,044	2,490,044
<b>Fiscal 2041</b>	<b>-</b>	<b>-</b>	<b>-</b>	<b>-</b>	<b>2,090,000</b>	<b>800,088</b>	<b>2,890,088</b>
2/1/2042	-	-	-	-	-	358,244	358,244
8/1/2042	-	-	-	-	2,175,000	358,244	2,533,244
<b>Fiscal 2042</b>	<b>-</b>	<b>-</b>	<b>-</b>	<b>-</b>	<b>2,175,000</b>	<b>716,488</b>	<b>2,891,488</b>
2/1/2043	-	-	-	-	-	322,900	322,900
8/1/2043	-	-	-	-	2,245,000	322,900	2,567,900
<b>Fiscal 2043</b>	<b>-</b>	<b>-</b>	<b>-</b>	<b>-</b>	<b>2,245,000</b>	<b>645,800</b>	<b>2,890,800</b>
2/1/2044	-	-	-	-	-	286,419	286,419
8/1/2044	-	-	-	-	2,320,000	286,419	2,606,419
<b>Fiscal 2044</b>	<b>-</b>	<b>-</b>	<b>-</b>	<b>-</b>	<b>2,320,000</b>	<b>572,838</b>	<b>2,892,838</b>
2/1/2045	-	-	-	-	-	248,719	248,719
8/1/2045	-	-	-	-	2,395,000	248,719	2,643,719
<b>Fiscal 2045</b>	<b>-</b>	<b>-</b>	<b>-</b>	<b>-</b>	<b>2,395,000</b>	<b>497,438</b>	<b>2,892,438</b>
2/1/2046	-	-	-	-	-	209,800	209,800
8/1/2046	-	-	-	-	2,470,000	209,800	2,679,800
<b>Fiscal 2046</b>	<b>-</b>	<b>-</b>	<b>-</b>	<b>-</b>	<b>2,470,000</b>	<b>419,600</b>	<b>2,889,600</b>
2/1/2047	-	-	-	-	-	160,400	160,400
8/1/2047	-	-	-	-	2,570,000	160,400	2,730,400
<b>Fiscal 2047</b>	<b>-</b>	<b>-</b>	<b>-</b>	<b>-</b>	<b>2,570,000</b>	<b>320,800</b>	<b>2,890,800</b>
2/1/2048	-	-	-	-	-	109,000	109,000
8/1/2048	-	-	-	-	2,670,000	109,000	2,779,000
<b>Fiscal 2048</b>	<b>-</b>	<b>-</b>	<b>-</b>	<b>-</b>	<b>2,670,000</b>	<b>218,000</b>	<b>2,888,000</b>
2/1/2049	-	-	-	-	-	55,600	55,600
8/1/2049	-	-	-	-	2,780,000	55,600	2,835,600
<b>Fiscal 2049</b>	<b>-</b>	<b>-</b>	<b>-</b>	<b>-</b>	<b>2,780,000</b>	<b>111,200</b>	<b>2,891,200</b>
<b>Total</b>	<b>19,660,000</b>	<b>5,410,987</b>	<b>4,585,000</b>	<b>222,087</b>	<b>50,375,000</b>	<b>36,786,528</b>	<b>117,039,602</b>

## **CAPITAL PROJECTS FUNDS**

---

### ***Capital Projects Fund***

*This Capital Projects fund accounts for the acquisition, construction or remodeling of major capital facilities. Some activities reported in this fund are financed through borrowing. Other activities are funded by transfers from the General Fund.*

---

### ***District Courts Building Construction Fund***

*The District Courts Building Construction fund accounts for any grant funds, borrowed funds and general funds used for the construction of a district courts facility, including demolition of existing facilities and parking.*

---

This page left blank intentionally.

**Potter County, Texas  
Capital Projects Funds  
Combined Budgets  
2020-21**

	<u>Capital Projects Fund</u>	<u>District Courts Building Construction Fund</u>	<u>Totals (Memo only)</u>
<b>Revenues</b>	<b>\$ 50,000</b>	<b>\$ 15,000</b>	<b>\$ 65,000</b>
52 Licenses & Fees	-	-	-
53 Intergovernmental Revenue	-	-	-
54 Fines & Forfeitures	-	-	-
55 Rents & Recoveries	-	-	-
57 Other Revenue	50,000	15,000	65,000
<b>Expenditures</b>	<b>2,135,000</b>	<b>58,900,000</b>	<b>61,035,000</b>
60 Salaries & Fringe Benefits	-	-	-
70 Capital Outlay	1,250,000	52,000,000	53,250,000
72 Education, Travel & Uniforms	-	-	-
73 Contract Services	535,000	3,400,000	3,935,000
74 General Operating Expenses	-	3,500,000	3,500,000
76 Equipment / Vehicle Repairs & Maintenance	-	-	-
77 Building Repairs & Maintenance	350,000	-	350,000
78 Special Expenditures	-	-	-
<b>Revenues Over(Under) Expenditures</b>	<b>(2,085,000)</b>	<b>(58,885,000)</b>	<b>(60,970,000)</b>
<b>Other Financing Sources (Uses)</b>			
Operating Transfers In	1,500,000	7,750,000	9,250,000
Operating Transfers Out	(7,750,000)	-	(7,750,000)
<b>Revenues and Other Financing Sources Over (Under) Expenditures and Other Uses</b>	<b>(8,335,000)</b>	<b>(51,135,000)</b>	<b>(59,470,000)</b>
<b>Fund Balance, Beginning of Year</b>	<b>10,734,556</b>	<b>51,180,858</b>	<b>61,915,414</b>
<b>Fund Balance, End of Year</b>	<b><u>\$ 2,399,556</u></b>	<b><u>\$ 45,858</u></b>	<b><u>\$ 2,445,414</u></b>

**Potter County, Texas  
Capital Projects Fund  
Revenues and Expenditures  
2020-21**

	<u>Actual 2017-18</u>	<u>Actual 2018-19</u>	<u>Estimate 2019-20</u>	<u>Budget 2020-21</u>
<b>Revenues</b>	<b>\$ 180,000</b>	<b>\$ 244,408</b>	<b>\$ 175,000</b>	<b>\$ 50,000</b>
52 Licenses & Fees	-	-	-	-
53 Intergovernmental Revenue	-	-	-	-
54 Fines & Forfeitures	-	-	-	-
55 Rents & Recoveries	-	-	-	-
57 Other Revenue	180,000	244,408	175,000	50,000
<b>Expenditures</b>	<b>2,326,974</b>	<b>285,852</b>	<b>1,500,000</b>	<b>2,135,000</b>
70 Capital Outlay	2,326,974	237,350	750,000	1,250,000
72 Education, Travel & Uniforms	-	-	-	-
73 Contract Services	-	48,502	500,000	535,000
74 General Operating Expenses	-	-	-	-
76 Equipment / Vehicle Repairs & Maintenance	-	-	-	-
77 Building Repairs & Maintenance	-	-	250,000	350,000
<b>Revenues Over(Under) Expenditures</b>	<b>(2,146,974)</b>	<b>(41,444)</b>	<b>(1,325,000)</b>	<b>(2,085,000)</b>
<b>Other Financing Sources (Uses)</b>				
Operating Transfers In	1,541,268	1,500,000	1,500,000	1,500,000
Operating Transfers Out	-	-	-	(7,750,000)
<b>Revenues and Other Financing Sources Over (Under) Expenditures and Other Uses</b>	<b>(605,706)</b>	<b>1,458,556</b>	<b>175,000</b>	<b>(8,335,000)</b>
<b>Fund Balance, Beginning of Year</b>	<b>9,706,706</b>	<b>9,101,000</b>	<b>10,559,556</b>	<b>10,734,556</b>
<b>Fund Balance, End of Year</b>	<b><u>\$ 9,101,000</u></b>	<b><u>\$ 10,559,556</u></b>	<b><u>\$ 10,734,556</u></b>	<b><u>\$ 2,399,556</u></b>



**Potter County, Texas**  
**District Courts Building Construction Fund**  
**Revenues and Expenditures**  
**2020-21**

	<u>Actual</u> <u>2017-18</u>	<u>Actual</u> <u>2018-19</u>	<u>Estimate</u> <u>2019-20</u>	<u>Budget</u> <u>2020-21</u>
<b>Revenues</b>	\$ -	\$ 54,601,585	\$ 675,000	\$ 15,000
52 Licenses & Fees	-	-	-	-
53 Intergovernmental Revenue	-	-	-	-
54 Fines & Forfeitures	-	-	-	-
55 Rents & Recoveries	-	-	-	-
57 Other Revenue	-	54,601,585	675,000	15,000
<b>Expenditures</b>	-	<b>585,727</b>	<b>3,510,000</b>	<b>58,900,000</b>
70 Capital Outlay	-	-	10,000	52,000,000
72 Education, Travel & Uniforms	-	-	-	-
73 Contract Services	-	585,727	3,500,000	3,400,000
74 General Operating Expenses	-	-	-	3,500,000
76 Equipment / Vehicle Repairs & Maintenance	-	-	-	-
77 Building Repairs & Maintenance	-	-	-	-
<b>Revenues Over(Under) Expenditures</b>	-	<b>54,015,858</b>	<b>(2,835,000)</b>	<b>(58,885,000)</b>
<b>Other Financing Sources (Uses)</b>				
Operating Transfers In	-	-	-	7,750,000
Operating Transfers Out	-	-	-	-
<b>Revenues and Other Financing Sources Over (Under) Expenditures and Other Uses</b>	-	<b>54,015,858</b>	<b>(2,835,000)</b>	<b>(51,135,000)</b>
<b>Fund Balance, Beginning of Year</b>	-	-	<b>54,015,858</b>	<b>51,180,858</b>
<b>Fund Balance, End of Year</b>	<u>\$ -</u>	<u>\$ 54,015,858</u>	<u>\$ 51,180,858</u>	<u>\$ 45,858</u>

This page left blank intentionally.

## **INTERNAL SERVICE FUNDS**

---

### ***Health & Life Insurance Fund***

*The Insurance Fund accounts for medical insurance premium payments paid on behalf of the County employees and their covered dependents. Annual medical claims are paid from accumulated premium payments, and claims exceeding accumulated premium payments are paid by the private insurance carrier.*

---

This page left blank intentionally.

**Potter County, Texas  
Health & Life Insurance Fund  
Revenues and Expenditures  
2020-21**

	<b>Actual 2017-18</b>	<b>Actual 2018-19</b>	<b>Estimate 2019-20</b>	<b>Budget 2020-21</b>
<b>Operating Revenues</b>	<b>\$ 7,213,371</b>	<b>\$ 8,387,234</b>	<b>\$ 8,444,000</b>	<b>\$ 7,722,000</b>
52 Licenses & Fees	-	-	-	-
53 Intergovernmental Revenue	-	250,000	-	-
54 Fines & Forfeitures	-	-	-	-
55 Rents & Recoveries	469,571	822,222	200,000	200,000
58 Other Revenue	6,743,800	7,315,012	8,244,000	7,522,000
<b>Operating Expenses</b>	<b>8,087,376</b>	<b>7,212,455</b>	<b>8,398,000</b>	<b>7,192,000</b>
60 Salaries & Fringe Benefits	-	-	-	-
70 Capital Outlay	-	-	-	-
72 Education, Travel & Uniforms	-	-	-	-
73 Contract Services	19,703	40,000	40,000	40,000
74 General Operating Expenses	-	-	-	-
76 Equipment / Vehicle Repairs & Maintenance	-	-	-	-
77 Building Repairs & Maintenance	-	-	-	-
78 Special Expenditures	-	-	-	-
79 Other Expenses	8,067,673	7,172,455	8,358,000	7,152,000
<b>Net Operating Income</b>	<b>(874,005)</b>	<b>1,174,779</b>	<b>46,000</b>	<b>530,000</b>
<b>Non-operating Income</b>	<b>16,933</b>	<b>22,391</b>	<b>15,000</b>	<b>5,000</b>
57 Interest on Investments	16,933	22,391	15,000	5,000
<b>Net Income (Loss)</b>	<b>(857,072)</b>	<b>1,197,170</b>	<b>61,000</b>	<b>535,000</b>
<b>Retained Earnings at Beginning of Year</b>	<b>915,932</b>	<b>58,860</b>	<b>1,256,030</b>	<b>1,317,030</b>
<b>Operating Transfers</b>	<b>-</b>	<b>-</b>	<b>-</b>	<b>-</b>
<b>Retained Earnings at End of Year</b>	<b>\$ 58,860</b>	<b>\$ 1,256,030</b>	<b>\$ 1,317,030</b>	<b>\$ 1,852,030</b>

This page left blank intentionally.

## **Capital Outlay**

---

*The equipment section lists items approved during the budget sessions.*

*Equipment is divided into two categories: Capital equipment - assets with a cost of \$5,000 or more and an expected useful life of at least one year; and Non-capital equipment - assets with a cost between \$1,000 and \$5,000 with an expected useful life of a least one year.*

---

*The vehicle fleet management section lists current leased vehicles along with items approved during the budget sessions.*

*Vehicles are leased through Enterprise Fleet Management and unless otherwise noted, are set on a 4 year term.*

This page left blank intentionally.



**Potter County, Texas  
Equipment Budget  
2020-21**

	<u>Requested</u>	<u>Cuts</u>	<u>Proposed</u>			
			<u>Capital</u>	<u>Non-capital</u>	<u>Other</u>	
					<u>Amount</u>	<u>Memo</u>
<b>1130 Information Technology</b>	<b>161,880</b>	<b>-</b>	<b>95,315</b>	<b>61,725</b>	<b>4,840</b>	
1 Dell Backup Solution - 1 of 5 pmts	81,555		81,555	-		
65 Desktops	49,075		-	49,075		
10 Laptops w/docks	12,650		-	12,650		
1 Cisco Router upgrade	13,760		13,760	-		
20 ShoreTel phones for stock	4,840		-	-	4,840	74500
<b>2290 Public Defenders' Office</b>	<b>65,330</b>	<b>(65,330)</b>	<b>-</b>	<b>-</b>	<b>-</b>	
10 Desks/Workstations	10,000	(10,000)	-	-		
10 Desk Chairs	3,000	(3,000)	-	-		
10 Filing Cabinet	4,000	(4,000)	-	-		
10 Computer/Laptop	20,000	(20,000)	-	-		
18 Side Chairs	3,330	(3,330)	-	-		
1 Case Management Software	25,000	(25,000)	-	-		
<b>2295 Managed Assigned Counsel</b>	<b>41,280</b>	<b>(41,280)</b>	<b>-</b>	<b>-</b>	<b>-</b>	
4 Desks/Workstations	4,000	(4,000)	-	-		
4 Desk Chairs	1,200	(1,200)	-	-		
4 Filing Cabinet	1,600	(1,600)	-	-		
4 Computer/Laptop	8,000	(8,000)	-	-		
8 Side Chairs	1,480	(1,480)	-	-		
1 Case Management Software	25,000	(25,000)	-	-		
<b>3110 Constable, Pct. #1</b>	<b>6,100</b>	<b>-</b>	<b>-</b>	<b>6,100</b>	<b>-</b>	
1 Incar Computer, Mount & installation	4,950		-	4,950		
1 Incar printer	1,150		-	1,150		
<b>3130 Constable, Pct. #3</b>	<b>6,100</b>	<b>-</b>	<b>-</b>	<b>6,100</b>	<b>-</b>	
1 Incar Computer, Mount & installation	4,950		-	4,950		
<b>3140 Constable, Pct. #4</b>	<b>6,100</b>	<b>-</b>	<b>-</b>	<b>6,100</b>	<b>-</b>	
1 Incar Computer, Mount & installation	4,950		-	4,950		
1 Incar printer	1,150		-	1,150		
<b>3160 Sheriff - Law Enforcement</b>	<b>23,200</b>	<b>-</b>	<b>-</b>	<b>16,200</b>	<b>7,000</b>	
6 Equipment for vehicles	16,200		-	16,200		
3 Temp Takers for Courthouses	7,000		-	-	7,000	CHSecurity Fund
<b>3210 Fire/Rescue Department</b>	<b>2,133,000</b>	<b>(600,000)</b>	<b>-</b>	<b>25,000</b>	<b>1,508,000</b>	
4 Rescue truck replacement	800,000		-	-	800,000	CAD#1
2 Structure engine replacement	1,200,000	(600,000)	-	-	600,000	CAD#1
1 Command Vehicle Replacement	105,000		-	-	105,000	CAD#1
1 Mower for Statin #1	3,000		-	-	3,000	CAD#1
1 Misc tools, extraction equipment	25,000		-	25,000		

**Potter County, Texas  
Equipment Budget  
2020-21**

	<u>Requested</u>	<u>Cuts</u>	<u>Proposed</u>			
			<u>Capital</u>	<u>Non-capital</u>	<u>Other</u>	
					<u>Amount</u>	<u>Memo</u>
<b>4100 Sheriff - Detention Center</b>	<b>2,200</b>	-	-	<b>2,200</b>	-	
1 Temp Taker for bookins	2,200		-	2,200		
<b>4200 CSCD</b>	<b>9,500</b>	-	-	<b>9,500</b>	-	
1 Annual Inspection, of Video Security Sys	5,500		-	5,500		
1 Additional Video Security System	3,000		-	3,000	-	
1 Proximity Card System	1,000		-	1,000	-	
<b>7100 Road &amp; Bridge</b>	<b>535,522</b>	-	-	<b>2,522</b>	<b>533,000</b>	
1 Forklift	33,000		-	-	33,000	CAD#1
1 Chip Spreader	250,000		-	-	250,000	CAD#1
1 Haul Trailer	100,000		-	-	100,000	CAD#1
1 Dump Truck	150,000		-	-	150,000	CAD#1
1 Biometric Fingerprint Scan time clock	2,522		-	2,522		
<b>Total Equipment</b>	<b><u>2,990,212</u></b>	<b><u>(706,610)</u></b>	<b><u>95,315</u></b>	<b><u>135,447</u></b>	<b><u>2,052,840</u></b>	

**Potter County, Texas  
Vehicle Fleet Management  
2019-20**

	<u>FY20</u>	<u>FY21 Approved</u>			<u>Total Due in FY21</u>
	<u>Current Lease</u>	<u>Recommend- ation</u>	<u>Cuts</u>	<u>Annual Addition</u>	
<b>1140 Information &amp; Records Mgmt</b>	<b>4,620</b>	-	-	-	<b>4,620</b>
1 2019 Ford Transit Connect	4,620			-	4,620
<b>1400 Facilities Maintenance</b>	<b>16,380</b>	-	-	-	<b>16,380</b>
1 2019 Ford Transit-150	5,064			-	5,064
1 2019 Chevrolet Silverado 1500	6,336			-	6,336
1 2020 Transit 350	4,980		-	-	4,980
<b>2260 County Attorney</b>	<b>25,320</b>	-	-	-	<b>25,320</b>
4 2019 Chevrolet Impala	19,728			-	19,728
1 2019 Chevrolet Traverse	5,592			-	5,592
<b>2270 District Attorney</b>	<b>42,996</b>	-	-	-	<b>42,996</b>
4 2019 Ford Explorer	25,284			-	25,284
2 2019 Chevrolet Tahoe	17,712			-	17,712
<b>3160 Sheriff - Law Enforcement</b>	<b>185,144</b>	-	-	<b>59,221</b>	<b>244,365</b>
5 2019 Chevrolet Impala	27,980			-	27,980
1 2019 Ford Explorer	6,300			-	6,300
2 2019 Chevrolet Tahoe	20,064			-	20,064
7 2020 Chevy Tahoe (2 year lease)	121,296			-	121,296
1 2020 Chevy Tahoe (xfer from DA)	9,504		-	-	9,504
1 2021 1/2 ton PU Crew Cab				8,400	8,400
1 2021 3/4 ton PU Crew Cab (2 year lease)				14,005	14,005
4 2021 Chevy Tahoe PPV				36,816	36,816
<b>7100 Road &amp; Bridge</b>	<b>23,952</b>	-	-	-	<b>23,952</b>
1 2019 Chevrolet Silverado 1500	6,336			-	6,336
1 2019 Ford F-350 Chassis	10,428			-	10,428
1 2020 Chevy Silverado 4X4 Crew Cab	7,188			-	7,188
				-	-
<b>Total</b>	<b><u>298,412</u></b>	<b><u>-</u></b>	<b><u>-</u></b>	<b><u>59,221</u></b>	<b><u>357,633</u></b>

This page left blank intentionally.

## **PERSONNEL**

---

*The following pages report the positions approved for each department. Position numbers, titles and maximum salaries at the beginning of each fiscal year reported are presented.*

---

This page left blank intentionally.

**Potter County, Texas  
General Fund  
Salary / Position Budget  
2020-21**

	2017-18		2018-19		2019-20		2020-21	
	Salary	#	Salary	#	Salary	#	Salary	#
<b>General Administration</b>	<b>3,251,587</b>		<b>3,402,965</b>		<b>2,875,530</b>		<b>2,882,488</b>	
<b>1100 - County Judge</b>	<b>173,015</b>	<b>2</b>	<b>178,372</b>	<b>2</b>	<b>181,435</b>	<b>2</b>	<b>181,435</b>	<b>2</b>
1100.001 County Judge	125,370 <sup>4, 5</sup>		128,574 <sup>4, 5</sup>		130,641 <sup>4, 5</sup>		130,641 <sup>4, 5</sup>	
1100.020 Court Administrator	47,645		49,798		50,794		50,794	
<b>1110 - Commissioners' Court</b>	<b>156,088</b>	<b>4</b>	<b>164,012</b>	<b>4</b>	<b>167,292</b>	<b>4</b>	<b>167,292</b>	<b>4</b>
1110.001 Commission, Precinct #1	39,022		41,003		41,823		41,823	
1110.002 Commission, Precinct #2	39,022		41,003		41,823		41,823	
1110.003 Commission, Precinct #3	39,022		41,003		41,823		41,823	
1110.004 Commission, Precinct #4	39,022		41,003		41,823		41,823	
<b>1120 - Human Resources</b>	<b>183,409</b>	<b>4</b>	<b>191,876</b>	<b>4</b>	<b>239,423</b>	<b>5</b>	<b>246,381</b>	<b>5</b>
1120.010 H. R. Director	65,108		67,610		68,962		68,962	
1120.020 Payroll & Benefits Coordinator	43,318		45,384		46,292		46,292	
1120.201 H.R. Assistant	40,836		42,852		43,709		43,709	
1120.202 H.R. Assistant	34,147		36,030		36,751		43,709	
1120.203 Payroll Assistant	0		0		43,709		43,709	
<b>1130 - Information Technology</b>	<b>572,100</b>	<b>9</b>	<b>594,341</b>	<b>9</b>	<b>0</b>	<b>0</b>	<b>0</b>	<b>0</b>
1130.010 Manager/Analyst	84,811		87,707		0		0	
1130.020 Sr. Network Engineer	64,131		66,613		0		0	
1130.021 Sr. Applications Engineer	70,624		73,236		0		0	
1130.022 Sr. Network Engineer	69,635		72,228		0		0	
1130.100 IT Services Coordinator	55,550		57,861		0		0	
1130.200 User Support Specialist	59,318		61,705		0		0	
1130.201 Software Engineer	40,771		42,786		0		0	
1130.202 Network Engineer	66,660		69,193		0		0	
1130.203 Systems Administrator	60,600		63,012		0		0	
<b>1140 - Information &amp; Records Management</b>	<b>364,624</b>	<b>9</b>	<b>382,717</b>	<b>9</b>	<b>357,901</b>	<b>8</b>	<b>357,901</b>	<b>8</b>
1140.010 Records Manager	68,334		70,901		72,319		72,319	
1140.100 Mailroom Coordinator	40,915		42,933		49,980		49,980	
1140.101 Records Center Coordinator	47,511		49,661		50,654		50,654	
1140.200 Microfilm Technician-Darkroom	39,280		41,266		0		0	
1140.201 Microfilm Technician-Engraving	39,204		41,188		43,860		43,860	
1140.220 Microfilm Clerk	33,725		35,599		36,311		36,311	
1140.221 Microfilm Clerk	31,885 <sup>2</sup>		33,723 <sup>2</sup>		35,700		35,700	
1140.222 Microfilm Clerk	31,885		33,723		34,680		34,680	
1140.223 Microfilm Clerk	31,885		33,723		34,397		34,397	
<b>1200 - County Auditor</b>	<b>391,314</b>	<b>6</b>	<b>406,341</b>	<b>6</b>	<b>414,466</b>	<b>6</b>	<b>414,466</b>	<b>6</b>
1200.010 County Auditor	99,858		103,055		105,116		105,116	
1200.020 1st Assistant Auditor	84,924		87,822		89,579		89,579	
1200.201 Asst. Auditor - Accountant li	62,232		64,677		65,970		65,970	
1200.202 Asst. Auditor - Accountant I	50,580		52,792		53,847		53,847	
1200.203 Asst. Auditor - Internal Audit	49,332		51,519		52,549		52,549	
1200.204 Asst. Auditor - Accounts Payable	44,388		46,476		47,405		47,405	
<b>1210 - County Treasurer</b>	<b>157,435</b>	<b>3</b>	<b>164,184</b>	<b>3</b>	<b>167,468</b>	<b>3</b>	<b>167,468</b>	<b>3</b>
1210.001 County Treasurer	75,992		78,712		80,286		80,286	
1210.201 Assistant Treasurer	45,386		47,494		48,444		51,182	
1210.202 Asst. Deputy Treasurer	36,057		37,978		38,738		36,000	

**Potter County, Texas  
General Fund  
Salary / Position Budget  
2020-21**

	2017-18		2018-19		2019-20		2020-21	
	Salary	#	Salary	#	Salary	#	Salary	#
<b>1220 - Purchasing Agent</b>	<b>301,124</b>	<b>6</b>	<b>320,042</b>	<b>6</b>	<b>326,442</b>	<b>6</b>	<b>326,442</b>	<b>6</b>
1220.010 Purchasing Agent	83,226		86,091		87,812		87,812	
1220.020 Assistant Purchasing Agent	55,685		57,998		59,158		59,158	
1220.100 Senior Buyer/ Contract Manager	41,227		46,080		47,002		47,002	
1220.201 Buyer Ii	44,448		49,405		50,393		50,393	
1220.203 Delivery Assistant	35,538		37,448		38,197		38,197	
1220.400 Buyer I	41,000		43,020		43,880		43,880	
<b>1230 - Collections Department</b>	<b>132,053</b>	<b>4</b>	<b>139,044</b>	<b>4</b>	<b>141,826</b>	<b>4</b>	<b>141,826</b>	<b>4</b>
1230.010 Collections Coordinator	55,371		57,678		58,832		58,832	
1230.200 Deputy	31,653		33,486		34,156		34,156	
1230.201 Deputy	31,653		33,486		34,156		34,156	
1230.202 Deputy-Part Time	13,376		14,394		14,682		14,682	
<b>1300 - Tax Assessor/Collector</b>	<b>820,425</b>	<b>21</b>	<b>862,036</b>	<b>21</b>	<b>879,277</b>	<b>21</b>	<b>879,277</b>	<b>21</b>
1300.001 Tax Assessor/Collector	75,992		78,712		80,286		80,286	
1300.020 Chief Deputy	60,850		63,267		64,532		64,532	
1300.101 Manager-Motor Vehicle Departn	51,986		54,226		55,311		55,311	
1300.102 Head Bookkeeper	46,589		48,720		49,695		49,695	
1300.103 Asst. Manager-Motor Vehicle	46,000		48,120		49,082		49,082	
1300.104 Tax Clerk Level 1	32,300		34,146		34,829		34,829	
1300.120 Bookkeeper	38,000		39,960		40,759		40,759	
1300.201 Tax Clerk Level 3	40,500		42,510		43,360		43,360	
1300.210 Tax Clerk Level 3	38,571		40,542		41,353		41,353	
1300.212 Tax Clerk Level 2	36,998		38,938		39,717		39,717	
1300.213 Tax Clerk Level 2	35,250		37,156		37,899		37,899	
1300.301 Tax Clerk Level 1	31,278		33,103		33,765		33,765	
1300.302 Tax Clerk Level 1	30,672		32,485		33,135		33,135	
1300.303 Tax Clerk Level 1	30,672		32,485		33,135		33,135	
1300.304 Tax Clerk Level 1	31,769		33,605		34,277		34,277	
1300.305 Tax Clerk Level 1	31,769		33,605		34,277		34,277	
1300.306 Tax Clerk Level 1	30,672		32,485		33,135		33,135	
1300.307 Tax Clerk Level 1	31,769		33,605		34,277		34,277	
1300.308 Tax Clerk Level 1	31,769		33,605		34,277		34,277	
1300.309 Tax Clerk Level 2	35,250		37,156		37,899		37,899	
1300.310 Tax Clerk Level 1	31,769		33,605		34,277		34,277	
<b>Facilities Management</b>	<b>1,021,481</b>		<b>1,111,016</b>		<b>1,016,989</b>		<b>1,016,989</b>	
<b>1400 - Facilities Maintenance</b>	<b>1,021,481</b>	<b>28</b>	<b>1,111,016</b>	<b>29</b>	<b>1,016,989</b>	<b>25</b>	<b>1,016,989</b>	<b>25</b>
1400.010 Director Of Facilities	84,658		87,551		89,302		89,302	
1400.020 Asst. Director Of Facilities	64,398		66,886		68,224		68,224	
1400.101 Custodial Supervisor	39,023		41,004		41,824		41,824	
1400.280 Office Coordinator	38,971		40,951		45,111		45,111	
1400.400 Lead Technician IV	47,679		49,833		52,000		52,000	
1400.420 Electrical Technician III	47,679		49,833		52,000		52,000	
1400.421 Mechanic Technician III	37,545		39,496		41,600		41,600	
1400.430 Mechanic Technician II	36,709		38,643		40,768		40,768	
1400.431 Mechanic Technician II	36,709		38,643		40,768		40,768	
1400.432 Mechanic Technician II	36,709		38,643		40,768		40,768	
1400.440 Asst. Groundskeeper	34,123		36,005		38,272		38,272	
1400.441 Mechanic Technician I	33,633		35,506		37,648		37,648	
1400.442 Mechanic Technician I	0		35,506		37,648		37,648	
1400.450 Lead Groundskeeper	43,446		45,515		47,632		47,632	
1400.455 Groundskeeper I	31,588		33,420		0		0	



**Potter County, Texas  
General Fund  
Salary / Position Budget  
2020-21**

	<u>2017-18</u>		<u>2018-19</u>		<u>2019-20</u>		<u>2020-21</u>	
	<u>Salary</u>	<u>#</u>	<u>Salary</u>	<u>#</u>	<u>Salary</u>	<u>#</u>	<u>Salary</u>	<u>#</u>
<b>1400 - Facilities Maintenance - continued</b>								
1400.460 Custodial Foreman	35,794		37,710		0		0	
1400.461 Custodial Foreman	35,794		37,710		38,464		38,464	
1400.465 Floor Technician III	29,311		31,098		31,719		31,719	
1400.466 Custodian III	29,351		31,138		31,761		31,761	
1400.470 Custodian II	28,772		30,548		31,719		31,719	
1400.471 Custodian II	28,772		30,548		0		0	
1400.472 Custodian II	28,772		30,548		31,159		31,159	
1400.480 Custodian I	27,435		29,183		29,767		29,767	
1400.481 Custodian I	27,435		29,183		29,767		29,767	
1400.482 Custodian I	27,435		29,183		29,767		29,767	
1400.483 Custodian I	27,435		29,183		0		0	
1400.484 Custodian I	27,435		29,183		29,767		29,767	
1400.485 Custodian I - Days	27,435		29,183		29,767		29,767	
1400.486 Custodian I	27,435		29,183		29,767		29,767	
<b>Election Administration</b>	<b>189,525</b>		<b>198,715</b>		<b>202,691</b>		<b>202,691</b>	
<b>1500 - Election Administration</b>	<b>189,525</b>	<b>5</b>	<b>198,715</b>	<b>5</b>	<b>202,691</b>	<b>5</b>	<b>202,691</b>	<b>5</b>
1500.010 Elections Administrator	61,787		64,223		65,508		65,508	
1500.200 Deputy Clerk	37,196		39,140		39,923		39,923	
1500.201 Deputy Elections Administrator	40,400		42,408		43,256		43,256	
1500.210 Deputy Clerk	33,878		35,755		36,471		36,471	
1500.228 Deputy Clerk - Part Time	16,264		17,189		17,533		17,533	
<b>Judicial</b>	<b>8,415,181</b>		<b>8,835,430</b>		<b>8,844,227</b>		<b>8,772,210</b>	
<b>2100 - County Clerk</b>	<b>611,583</b>	<b>15</b>	<b>657,730</b>	<b>15</b>	<b>670,883</b>	<b>15</b>	<b>672,750</b>	<b>15</b>
2100.001 County Clerk	75,992		78,712		80,286		80,286	
2100.020 Chief Deputy County Clerk	54,560		56,851		57,989		59,388	
2100.050 Bookkeeper	41,441		43,470		44,340		42,000	
2100.101 Supervisor - Courts	46,868		49,006		49,986		51,390	
2100.103 Supervisor - Research	46,868		49,006		49,986		51,390	
2100.201 Deputy Clerk	37,196		39,140		39,923		39,923	
2100.202 Deputy Clerk	37,196		39,140		39,923		39,923	
2100.203 Deputy Clerk	37,196		39,140		39,923		39,923	
2100.204 Deputy Clerk	40,281		42,287		43,132		43,132	
2100.210 Deputy Clerk	34,637		36,530		37,260		37,260	
2100.211 Deputy Clerk	20,800		38,328		39,095		37,260	
2100.220 Deputy Clerk	34,637		36,530		37,260		37,260	
2100.222 Deputy Clerk	34,637		36,530		37,260		39,095	
2100.224 Deputy Clerk	34,637		36,530		37,260		37,260	
2100.240 Deputy Clerk	34,637		36,530		37,260		37,260	
<b>2110 - District Clerk</b>	<b>844,276</b>	<b>22</b>	<b>858,369</b>	<b>21</b>	<b>833,208</b>	<b>19</b>	<b>833,208</b>	<b>19</b>
2110.001 District Clerk	75,992		78,712		80,286		80,286	
2110.050 Chief Administrative Deputy	55,693		58,007		60,792		60,792	
2110.100 Supervisor - Family	47,951		50,110		52,800		52,800	
2110.101 Supervisor - Criminal	47,951		50,110		52,800		52,800	
2110.102 Supervisor - Civil Department	47,951		50,110		52,800		52,800	
2110.120 Assistant Supervisor - Family	38,445		40,414		42,876		42,876	
2110.121 Assistant Supervisor - Civil	38,445		40,414		42,876		42,876	
2110.122 Deputy Clerk	38,445		40,414		42,876		42,876	
2110.123 Assistant Supervisor - Criminal	0		40,414		42,876		42,876	
2110.200 Deputy	32,724		0		0		0	

**Potter County, Texas  
General Fund  
Salary / Position Budget  
2020-21**

	2017-18		2018-19		2019-20		2020-21	
	Salary	#	Salary	#	Salary	#	Salary	#
2110.201 Deputy	33,648		35,521		37,884		37,884	
<b>2110 - District Clerk - continued</b>								
2110.202 Deputy	33,648		35,521		37,884		37,884	
2110.203 Deputy	33,648		35,521		37,884		37,884	
2110.204 Deputy	33,648		35,521		37,884		37,884	
2110.205 Deputy	33,648		35,521		37,884		37,884	
2110.206 Deputy	33,648		35,521		0		0	
2110.207 Deputy	33,648		35,521		37,884		37,884	
2110.208 Deputy	33,648		35,521		0		0	
2110.209 Deputy	33,648		35,521		37,884		37,884	
2110.210 Deputy	33,648		35,521		37,884		37,884	
2110.211 Deputy	32,724		0		0		0	
2110.212 Deputy	32,724		34,578		37,884		37,884	
2110.213 Deputy - P/T	18,751		19,876		21,270		21,270	
<b>2120 - Court Of Appeals</b>	<b>8,372</b>	<b>4</b>	<b>8,372</b>	<b>4</b>	<b>8,372</b>	<b>4</b>	<b>8,372</b>	<b>4</b>
2120.001 Chief Justice	2,093	1	2,093	1	2,093	1	2,093	1
2120.002 Judge	2,093	1	2,093	1	2,093	1	2,093	1
2120.003 Judge	2,093	1	2,093	1	2,093	1	2,093	1
2120.004 Judge	2,093	1	2,093	1	2,093	1	2,093	1
<b>2130 - 47th District Court</b>	<b>236,226</b>	<b>4</b>	<b>245,750</b>	<b>4</b>	<b>247,343</b>	<b>4</b>	<b>247,343</b>	<b>4</b>
2130.001 Judge	19,318	1,5	20,904	1,5	18,000	1,5	18,000	1,5
2130.300 Bailiff	57,725		60,079		61,281		61,281	
2130.325 Court Administrator	62,739		65,194		66,498		66,498	
2130.350 Court Reporter	96,444		99,573		101,564		101,564	
<b>2140 - 108th District Court</b>	<b>236,226</b>	<b>4</b>	<b>245,750</b>	<b>4</b>	<b>247,343</b>	<b>4</b>	<b>247,343</b>	<b>4</b>
2140.001 Judge	19,318	1,5	20,904	1,5	18,000	1,5	18,000	1,5
2140.300 Bailiff	57,725		60,079		61,281		61,281	
2140.325 Court Administrator	62,739		65,194		66,498		66,498	
2140.350 Court Reporter	96,444		99,573		101,564		101,564	
<b>2150 - 181st District Court</b>	<b>236,226</b>	<b>4</b>	<b>245,750</b>	<b>4</b>	<b>247,343</b>	<b>4</b>	<b>247,343</b>	<b>4</b>
2150.001 Judge	19,318	1,5	20,904	1,5	18,000	1,5	18,000	1,5
2150.300 Bailiff	57,725		60,079		61,281		61,281	
2150.325 Court Administrator	62,739		65,194		66,498		66,498	
2150.350 Court Reporter	96,444		99,573		101,564		101,564	
<b>2160 - 251st District Court</b>	<b>236,226</b>	<b>4</b>	<b>245,750</b>	<b>4</b>	<b>247,343</b>	<b>4</b>	<b>247,343</b>	<b>4</b>
2160.001 Judge	19,318	1,5	20,904	1,5	18,000	1,5	18,000	1,5
2160.300 Bailiff	57,725		60,079		61,281		61,281	
2160.325 Court Administrator	62,739		65,194		66,498		66,498	
2160.350 Court Reporter	96,444		99,573		101,564		101,564	
<b>2170 - 320th District Court</b>	<b>236,226</b>	<b>4</b>	<b>245,750</b>	<b>4</b>	<b>247,343</b>	<b>4</b>	<b>247,343</b>	<b>4</b>
2170.001 Judge	19,318	1,5	20,904	1,5	18,000	1,5	18,000	1,5
2170.300 Bailiff	57,725		60,079		61,281		61,281	
2170.325 Court Administrator	62,739		65,194		66,498		66,498	
2170.350 Court Reporter	96,444		99,573		101,564		101,564	

**Potter County, Texas  
General Fund  
Salary / Position Budget  
2020-21**

	2017-18		2018-19		2019-20		2020-21	
	Salary	#	Salary	#	Salary	#	Salary	#
<b>2190 - County Court At Law #1</b>	<b>416,878</b>	<b>5</b>	<b>389,034</b>	<b>4</b>	<b>395,135</b>	<b>4</b>	<b>395,135</b>	<b>4</b>
2190.001 Judge	162,827	4, 5	165,603	4, 5	167,235	4, 5	167,235	4, 5
2190.230 Court Clerk I	38,529		0		0		0	
2190.300 Bailiff	57,468		59,817		61,014		61,014	
2190.325 Court Coordinator	63,056		65,517		66,827		66,827	
2190.350 Court Reporter	94,998		98,097		100,059		100,059	
<b>2200 - County Court At Law #2</b>	<b>386,335</b>	<b>4</b>	<b>397,181</b>	<b>4</b>	<b>395,135</b>	<b>4</b>	<b>395,135</b>	<b>4</b>
2200.001 Judge	162,827	4, 5	165,603	4, 5	167,235	4, 5	167,235	4, 5
2200.300 Bailiff	61,893		64,331		61,014		61,014	
2200.325 Court Coordinator	66,155		68,678		66,827		66,827	
2200.350 Court Reporter	95,460		98,569		100,059		100,059	
<b>2210 - Justice Of The Peace #1</b>	<b>183,055</b>	<b>4</b>	<b>191,518</b>	<b>4</b>	<b>195,347</b>	<b>4</b>	<b>195,347</b>	<b>4</b>
2210.001 Justice Of The Peace #1	75,992		78,712		80,286		80,286	
2210.020 Chief Court Clerk	40,643		42,656		43,509		43,509	
2210.220 Court Clerk	33,210		35,075		35,776		35,776	
2210.221 Court Clerk	33,210		35,075		35,776		35,776	
<b>2220 - Justice Of The Peace #2</b>	<b>149,355</b>	<b>3</b>	<b>155,943</b>	<b>3</b>	<b>159,061</b>	<b>3</b>	<b>159,061</b>	<b>3</b>
2220.001 Justice Of The Peace #2	75,992		78,712		80,286		80,286	
2220.020 Chief Court Clerk	40,425		42,434		43,282		43,282	
2220.220 Court Clerk	32,938		34,797		35,493		35,493	
<b>2230 - Justice Of The Peace #3</b>	<b>186,820</b>	<b>4</b>	<b>195,357</b>	<b>4</b>	<b>199,263</b>	<b>4</b>	<b>199,263</b>	<b>4</b>
2230.001 Justice Of The Peace #3	75,992		78,712		80,286		80,286	
2230.020 Chief Court Clerk	44,438		46,527		47,457		47,457	
2230.220 Court Clerk	33,195		35,059		35,760		35,760	
2230.230 Court Clerk	33,195		35,059		35,760		35,760	
<b>2240 - Justice Of The Peace #4</b>	<b>149,358</b>	<b>3</b>	<b>155,945</b>	<b>3</b>	<b>159,064</b>	<b>3</b>	<b>159,064</b>	<b>3</b>
2240.001 Justice Of The Peace #4	75,992		78,712		80,286		80,286	
2240.020 Chief Court Clerk	40,220		42,224		43,069		43,069	
2240.220 Court Clerk	33,146		35,009		35,709		35,709	
<b>2250 - Jury &amp; Jury Related</b>	<b>113,399</b>	<b>3</b>	<b>119,266</b>	<b>3</b>	<b>128,568</b>	<b>3</b>	<b>128,568</b>	<b>3</b>
2250.102 Supervisor - Jury	47,951		50,110		52,800		52,800	
2250.200 Deputy	32,724		34,578		37,884		37,884	
2250.201 Deputy	32,724		34,578		37,884		37,884	
<b>2260 - County Attorney</b>	<b>1,763,772</b>	<b>30</b>	<b>1,965,655</b>	<b>31</b>	<b>1,923,703</b>	<b>29</b>	<b>1,857,977</b>	<b>26</b>
2260.001 County Attorney	135,131	4	140,380	4	147,380	4	147,380	4
2260.020 First Assistant County Attorney	97,210		103,760	2	105,223		108,223	
2260.100 Compliance Coordinator	42,654	2	44,707	2	36,741		42,000	
2260.101 Check Clerk	36,057		37,978		41,798	2	41,798	2
2260.102 Chief Investigator/Off Manager	97,210		100,355		102,362		102,362	
2260.103 Legal Assistant	34,138		36,021		36,741	2	36,741	2
2260.209 Check Clerk	30,300		0		0		0	
2260.210 Legal Secretary-CPS	26,310		36,021		0		0	
2260.211 Check Clerk-P/T	14,443	2	15,332	2	15,639	2	0	
2260.212 Receptionist	26,310		28,037		31,705		30,000	
2260.220 Intake Coordinator	34,138		0		0		0	
2260.240 Office Manager	65,844		68,361		69,728		69,728	
2260.250 Court Coordinator #1	0		44,287	2	45,173		45,173	

**Potter County, Texas  
General Fund  
Salary / Position Budget  
2020-21**

		<u>2017-18</u>		<u>2018-19</u>		<u>2019-20</u>		<u>2020-21</u>	
		<u>Salary</u>	<u>#</u>	<u>Salary</u>	<u>#</u>	<u>Salary</u>	<u>#</u>	<u>Salary</u>	<u>#</u>
<b>2260 - County Attorney - continued</b>									
2260.251	Court Coordinator #2	42,242		44,287		47,214		47,214	
2260.500	Legal Secretary	36,679		38,612		0		0	
2260.501	Paralegal	48,077		50,239		46,920		46,920	
2260.600	Investigator	58,744 <sup>2</sup>		58,543		0		0	
2260.601	Victim Assistance Coordinator	65,159		67,662		69,016		69,016 <sup>3</sup>	
2260.602	Investigator	60,600 <sup>2</sup>		63,012 <sup>2</sup>		64,272		64,272	
2260.603	Investigator	65,827		68,344		56,606 <sup>2</sup>		0	
2260.604	Investigator	0		0		64,466		67,466 <sup>2</sup>	
2260.605	Investigator	69,690 <sup>2</sup>		72,284 <sup>2</sup>		73,730		73,730	
2260.606	Investigator	0		0		69,710		69,710	
2260.610	Check Clerk	14,443 <sup>2</sup>		15,332 <sup>2</sup>		15,639		0	
2260.700	Civil Division Chief	97,210		100,355		102,362		102,362	
2260.701	Criminal Division Chief	97,210		100,355		105,223		105,223	
2260.702	Juvenile Div. Trial Attorney	0		100,355		105,223		105,223	
2260.720	Assistant County Attorney	56,661		62,400 <sup>2</sup>		63,648		66,299	
2260.721	Assistant County Attorney	56,661		62,400 <sup>2</sup>		63,648		72,400 <sup>2</sup>	
2260.722	Special Prosecution Division	97,210		100,355 <sup>2</sup>		0		0	
2260.723	Assistant County Attorney	89,628		59,341 <sup>2</sup>		71,400 <sup>2</sup>		72,400 <sup>2</sup>	
2260.724	Deputy Criminal Chief	56,661		62,400 <sup>2</sup>		73,440		73,440	
2260.725	Assistant County Attorney	56,661		62,400 <sup>2</sup>		63,648		66,299	
2260.726	Assistant County Attorney	54,664		59,340 <sup>2</sup>		63,648		66,299	
2260.727	Assistant County Attorney-Grant	0		62,400 <sup>2,3</sup>		71,400 <sup>3</sup>		66,299 <sup>3</sup>	
<b>2270 - District Attorney</b>		<b>2,420,848</b>	<b>36</b>	<b>2,512,310</b>	<b>36</b>	<b>2,539,773</b>	<b>36</b>	<b>2,531,615</b>	<b>36</b>
2270.001	District Attorney	31,560 <sup>1</sup>		33,392 <sup>1</sup>		34,060 <sup>1</sup>		34,060 <sup>1</sup>	
2270.020	First Assistant District Attorney	102,938		106,357		110,141		112,520	
2270.100	Admin Assistant/Office Manager	58,103		60,789		63,261		63,761	
2270.220	Receptionist	38,633		37,281		34,680		35,280	
2270.250	Legal Secretary	42,856		41,745		43,350		39,000	
2270.251	Legal Secretary	48,832		51,385		45,135		45,435	
2270.252	Legal Secretary	35,542		40,838		42,331		42,681	
2270.253	Legal Secretary	54,755		57,300		59,670		59,970	
2270.254	Legal Secretary	45,947		48,630		50,796		51,096	
2270.255	Legal Secretary	37,370		41,031		42,585		42,985	
2270.256	Legal Secretary	38,118		39,960		39,016		40,616	
2270.600	Lead Investigator	68,503		71,601		74,226		67,570	
2270.605	Investigator	57,866		61,656		54,060		56,338	
2270.606	Investigator	59,952		62,931		64,791		56,000	
2270.607	Investigator	59,257		62,676		64,791		65,907	
2270.608	Investigator	62,502		65,481		54,315		56,588	
2270.609	Investigator	58,580		54,770		56,886		57,988	
2270.610	Investigator	52,664		56,301		58,416		59,716	
2270.700	Chief Appellate Attorney	108,686		112,176		115,527		117,500	
2270.701	Chief Trial Attorney	70,700		74,844		80,587		78,500	
2270.702	Chief Intake Attorney	87,124		90,318		93,103		95,020	
2270.710	Assistant District Attorney	75,750		78,720		76,341		78,000	
2270.711	Assistant District Attorney	103,813		107,198		110,444		112,520	
2270.712	Assistant District Attorney	105,544		109,014		112,455		114,500	
2270.713	Assistant District Attorney	70,700		74,436		76,755		79,000	
2270.714	Assistant District Attorney	75,750		75,405		77,782		79,750	
2270.715	Assistant District Attorney	80,207 <sup>3</sup>		83,010 <sup>3</sup>		85,428		87,500	
2270.716	Assistant District Attorney	76,029		79,001		75,406		77,000	
2270.717	Assistant District Attorney	72,114		74,436		75,406		60,000	

**Potter County, Texas  
General Fund  
Salary / Position Budget  
2020-21**

	<u>2017-18</u>		<u>2018-19</u>		<u>2019-20</u>		<u>2020-21</u>	
	<u>Salary</u>	<u>#</u>	<u>Salary</u>	<u>#</u>	<u>Salary</u>	<u>#</u>	<u>Salary</u>	<u>#</u>
<b>2270 - District Attorney - continued</b>								
2270.718 Assistant District Attorney	73,917		72,855		71,406		75,000	
2270.719 Assistant District Attorney	75,000		0		0		0	
2270.720 Assistant District Attorney	78,553		88,461		91,292		78,000	
2270.721 Assistant District Attorney	85,733		88,889		91,570		93,520	
2270.722 Assistant District Attorney	75,750		78,720		81,347		83,294	
2270.723 Assistant District Attorney	75,750		74,436		76,908		75,000	
2270.725 Assistant District Attorney	75,750	<sup>2, 3</sup>	78,567	<sup>3</sup>	79,000	<sup>3</sup>	81,500	<sup>3</sup>
2270.726 Assistant District Attorney-Grant	0		77,700	<sup>3</sup>	76,506	<sup>3</sup>	78,500	<sup>3</sup>
<b>Public Safety / Public Service</b>	<b>5,553,310</b>		<b>5,955,460</b>		<b>6,383,349</b>		<b>6,313,578</b>	
<b>3110 - Constable-Precinct # 1</b>	<b>51,946</b>	<b>1</b>	<b>54,185</b>	<b>1</b>	<b>55,269</b>	<b>1</b>	<b>55,269</b>	<b>1</b>
3110.001 Constable - Precinct #1	51,946		54,185		55,269		55,269	
<b>3120 - Constable-Precinct # 2</b>	<b>51,946</b>	<b>1</b>	<b>54,185</b>	<b>1</b>	<b>55,269</b>	<b>1</b>	<b>55,269</b>	<b>1</b>
3120.001 Constable - Precinct #2	51,946		54,185		55,269		55,269	
<b>3130 - Constable-Precinct # 3</b>	<b>51,946</b>	<b>1</b>	<b>54,185</b>	<b>1</b>	<b>55,269</b>	<b>1</b>	<b>55,269</b>	<b>1</b>
3130.001 Constable - Precinct #3	51,946		54,185		55,269		55,269	
<b>3140 - Constable-Precinct # 4</b>	<b>51,946</b>	<b>1</b>	<b>54,185</b>	<b>1</b>	<b>55,269</b>	<b>1</b>	<b>55,269</b>	<b>1</b>
3140.001 Constable - Precinct #4	51,946		54,185		55,269		55,269	
<b>3160 - Sheriff</b>	<b>5,123,544</b>	<b>92</b>	<b>5,432,499</b>	<b>94</b>	<b>5,849,428</b>	<b>100</b>	<b>5,779,657</b>	<b>99</b>
3160.001 Sheriff	117,344		120,891		123,309		123,309	
3160.020 Chief Deputy	105,619		108,932		111,111		111,111	
3160.050 Commander Auto Theft	101,000	<sup>3</sup>	100,000	<sup>3</sup>	102,000	<sup>3</sup>	102,000	<sup>3</sup>
3160.100 Captain	93,539		96,610		98,542		92,672	
3160.110 Lieutenant	83,293		86,159		87,882		87,882	
3160.111 Lieutenant	83,293		86,159		87,882		82,691	
3160.113 Lieutenant	83,293		86,159		87,882		87,882	
3160.120 Sergeant	63,357		65,825		67,141		67,141	
3160.122 Sergeant	65,157		67,661		65,268		65,268	
3160.123 Sergeant	65,157		67,661		69,014		69,014	
3160.124 Sergeant	63,357		65,825		67,141		67,141	
3160.125 Sergeant	65,157		67,661		69,014		65,268	
3160.127 Sergeant	65,157		67,661		69,014		69,014	
3160.128 Sergeant	65,157		67,661		65,268		65,268	
3160.129 Sergeant	65,157		67,661		69,014		69,014	
3160.130 Sergeant	65,157		67,661		69,014		69,014	
3160.131 Sergeant	65,157		67,661		69,014		69,014	
3160.132 Sergeant	65,157		67,661		69,014		69,014	
3160.133 Sergeant	65,157		67,661		69,014		69,014	
3160.134 Sergeant	65,157		67,661		69,014		69,014	
3160.135 Sergeant	65,157		67,661		69,014		69,014	
3160.136 Sergeant	65,157		67,661		69,014		65,268	
3160.137 Auto Theft Investigator	65,157	<sup>3</sup>	67,661	<sup>3</sup>	69,014	<sup>3</sup>	69,014	<sup>3</sup>
3160.150 Corporal	57,955		58,950		60,129		60,129	
3160.151 Corporal	57,955		60,314		61,520		59,300	
3160.152 Corporal	57,955		60,314		61,520		59,300	
3160.155 Corporal	57,955		60,314		61,520		61,520	
3160.156 Corporal	57,955		58,950		59,300		59,300	
3160.157 Corporal	56,617		58,950		60,129		59,300	
3160.200 Deputy	52,785		55,041		56,142		56,142	

**Potter County, Texas  
General Fund  
Salary / Position Budget  
2020-21**

	2017-18		2018-19		2019-20		2020-21	
	Salary	#	Salary	#	Salary	#	Salary	#
<b>3160 - Sheriff - continued</b>								
3160.201 Deputy	52,785		54,254		55,339		55,339	
3160.202 Deputy	52,785		54,254		55,339		54,590	
3160.203 Deputy	52,785		55,041		56,142		54,590	
3160.204 Deputy	52,785		55,041		56,142		56,142	
3160.205 Deputy	52,785		55,041		54,590		54,590	
3160.207 Deputy	52,785		54,254		55,339		55,339	
3160.208 Deputy	52,785		54,254		54,590		54,590	
3160.209 Deputy	52,785		54,254		54,590		54,590	
3160.211 Deputy	52,014		54,254		55,339		55,339	
3160.212 Deputy	52,785		54,254		55,339		55,339	
3160.213 Deputy	52,014		54,254		55,339		55,339	
3160.214 Deputy	52,785		55,041		56,142		56,142	
3160.215 Deputy	52,785		55,041		54,590		54,590	
3160.216 Deputy	52,014		54,254		55,339		55,339	
3160.217 Deputy	52,785		55,041		56,142		54,590	
3160.218 Deputy	52,785		54,254		55,339		55,339	
3160.219 Deputy	52,785		55,041		56,142		56,142	
3160.220 Deputy	52,785		55,041		54,590		54,590	
3160.221 Deputy	52,785		55,041		54,590		54,590	
3160.222 Deputy	52,014		54,254		55,339		54,590	
3160.223 Deputy	52,785		55,041		56,142		56,142	
3160.224 Deputy	52,785		55,041		56,142		56,142	
3160.225 Deputy	52,785		55,041		56,142		56,142	
3160.226 Deputy	52,785		55,041		56,142		56,142	
3160.227 Deputy	52,785		55,041		56,142		56,142	
3160.228 Deputy	51,294		54,254		55,339		56,142	
3160.229 Courthouse Security Deputy	52,785 <sup>3</sup>		55,041		56,142		56,142	
3160.230 Deputy	52,014		54,254		55,339		55,339	
3160.231 Deputy	52,014		54,254		55,339		56,142	
3160.232 School Resource Deputy	52,785		55,041		56,142		56,142	
3160.233 School Resource Deputy	52,785		55,041		54,590		54,590	
3160.234 Deputy	52,785		55,041		56,142		54,590	
3160.235 School Resource Deputy	0		55,041		56,142		56,142	
3160.236 School Resource Deputy	0		55,041		56,142		56,142	
3160.237 Deputy	0		0		54,590		54,590	
3160.238 Deputy	0		0		56,142		56,142	
3160.239 Deputy	0		0		54,590		54,590	
3160.240 Deputy	0		0		54,590		54,590	
3160.241 Deputy	0		0		54,590		54,590	
3160.242 School Resource Deputy	0		0		54,590		55,339	
3160.269 Crime Prevention Coordinator	46,359 <sup>3</sup>		48,486 <sup>3</sup>		49,456 <sup>3</sup>		49,456 <sup>3</sup>	
3160.270 Secretary V	48,154		50,317		51,324		51,324	
3160.271 Clerk	37,376		39,324		40,110		40,110	
3160.272 Technical Administrator	52,810		55,066		56,167		56,167	
3160.273 Clerk	37,376		39,324		40,110		37,487	
3160.274 Training And Personnel Clerk	37,376		39,324		45,824		42,232	
3160.275 Clerk	37,376		39,324		40,110		40,110	
3160.276 Clerk	37,376		39,324		40,110		40,110	
3160.277 Clerk	37,376		39,324		37,487		38,986	
3160.278 Clerk	37,376		39,324		40,110		40,110	
3160.279 Clerk	37,376		39,324		38,986		0	
3160.280 Fleet Maintenance Tech	49,672		51,865		52,903		52,903	
3160.281 Fleet Maintenance Tech	49,672		51,865		52,903		52,903	

**Potter County, Texas  
General Fund  
Salary / Position Budget  
2020-21**

	2017-18		2018-19		2019-20		2020-21	
	Salary	#	Salary	#	Salary	#	Salary	#
<b>3160 - Sheriff - continued</b>								
3160.290 School Crossing Guard	14,046		15,527		15,838		15,838	
3160.300 Dispatcher	45,864		47,982		48,941		48,941	
3160.301 Dispatcher	45,864		47,982		48,941		48,941	
3160.302 Dispatcher	45,864		47,982		48,941		48,941	
3160.303 Dispatcher	45,864		47,982		48,941		48,941	
3160.304 Dispatcher	45,864		47,982		48,941		48,941	
3160.305 Dispatcher	45,864		47,982		45,302		45,302	
3160.306 Dispatcher	45,864		47,982		48,941		48,941	
3160.307 Dispatcher	45,864		47,982		48,941		48,941	
3160.308 Dispatcher	45,864		47,982		48,941		48,941	
3160.309 Dispatcher	45,864		47,982		48,941		48,941	
3160.340 Courthouse Security Deputy	52,785 <sup>2</sup>		55,041		56,142		56,142	
3160.341 Courthouse Security Deputy	52,785 <sup>2</sup>		54,254		55,339		54,590	
3160.342 Courthouse Security Deputy	52,785 <sup>2</sup>		55,041		54,590		56,142	
3160.343 Courthouse Security Deputy	52,785 <sup>2</sup>		55,041		56,142		56,142	
3160.344 Courthouse Security Deputy	52,785 <sup>2</sup>		55,041		56,142		56,142	
3160.345 Courthouse Security Deputy	52,785 <sup>2</sup>		53,520		54,590		55,339	
<b>3210 - Fire &amp; Rescue</b>	<b>221,982</b>	<b>4</b>	<b>306,221</b>	<b>6</b>	<b>312,845</b>	<b>6</b>	<b>312,845</b>	<b>6</b>
3210.010 Fire/Rescue Chief	72,065		74,706		76,201		76,201	
3210.101 Assistant Chief	54,180		56,463		57,592		57,592	
3210.102 Assistant Chief	54,180		56,463		57,592		57,592	
3210.200 Captain	41,557		43,589		44,460		44,460	
3210.201 Captain	0		37,500 <sup>3</sup>		38,500 <sup>2</sup>		38,500 <sup>2</sup>	
3210.202 Captain	0		37,500 <sup>3</sup>		38,500 <sup>2</sup>		38,500 <sup>2</sup>	
<b>Corrections and Rehabilitation</b>	<b>6,395,252</b>		<b>7,077,260</b>		<b>7,277,139</b>		<b>7,285,448</b>	
<b>4100 - Correction Center</b>	<b>6,395,252</b>	<b>132</b>	<b>6,994,260</b>	<b>139</b>	<b>7,175,551</b>	<b>143</b>	<b>7,179,152</b>	<b>144</b>
4100.101 Captain	93,539		96,610		92,672		92,672	
4100.114 Lieutenant	83,293		86,159		87,882		87,882	
4100.115 Lieutenant	80,388		83,196		82,691		82,691	
4100.135 Sergeant	65,157		67,661		69,014		69,014	
4100.136 Sergeant	65,157		65,825		67,141		67,141	
4100.137 Sergeant	65,157		67,661		69,014		69,014	
4100.138 Sergeant	65,157		67,661		69,014		69,014	
4100.139 Sergeant	65,157		63,988		65,268		67,141	
4100.140 Medical Supervisor	65,157		67,661		69,014		69,014	
4100.145 Maintenance Superintendent	65,157		67,661		69,014		69,014	
4100.150 Corporal	56,617		58,138		59,300		59,300	
4100.151 Corporal	57,955		58,950		59,300		59,300	
4100.152 Corporal	57,955		60,314		61,520		61,520	
4100.153 Corporal	56,617		58,950		60,129		60,129	
4100.154 Corporal	56,617		58,138		59,300		59,300	
4100.155 Corporal	56,617		58,950		60,129		59,300	
4100.160 Medical Officer	57,955		60,314		61,520		59,300	
4100.161 Medical Officer	56,617		58,950		60,129		60,129	
4100.162 Medical Officer	56,617		58,950		59,300		59,300	
4100.163 Medical Officer	57,955		60,314		59,300		59,300	
4100.164 Medical Officer	56,617		58,950		60,129		61,520	
4100.165 Medical Officer	56,617		58,950		60,129		61,520	
4100.166 Medical Officer	57,955		60,314		61,520		61,520	
4100.167 Medical Officer	57,955		60,314		61,520		61,520	
4100.170 Mental Health Officer	52,254		54,254		55,339		55,339	

**Potter County, Texas  
General Fund  
Salary / Position Budget  
2020-21**

	2017-18		2018-19		2019-20		2020-21	
	Salary	#	Salary	#	Salary	#	Salary	#
<b>4100 - Correction Center - continued</b>								
4100.171 Inmate Programs	41,131	<sup>3</sup>	41,543	<sup>3</sup>	53,520	<sup>3</sup>	55,339	<sup>3</sup>
4100.172 GED Instructor/Part-Time	20,800	<sup>3</sup>	20,800	<sup>3</sup>	21,840	<sup>3</sup>	21,840	<sup>3</sup>
4100.173 Medical Officer	0		58,950		60,129		59,300	
4100.174 Medical Officer	0		58,950		59,300		59,300	
4100.175 Mental Health Counselor	0		0		54,590		44,445	
4100.176 Chaplain/Part-Time	0		0		21,840	<sup>4</sup>	21,840	<sup>4</sup>
4100.250 Office Manager/Bookkeeper	48,154		50,317		51,324		51,324	
4100.283 Clerk	37,376		39,324		40,110		40,110	
4100.284 Clerk	37,376		39,324		40,110		40,110	
4100.286 Clerk	37,376		39,324		40,110		40,110	
4100.287 Clerk	37,376		39,324		40,110		40,110	
4100.288 Clerk	37,376		38,222		37,487		0	
4100.289 Clerk	37,376		39,324		40,110		40,110	
4100.350 Special Programs Co	45,864		47,982		48,941		48,941	
4100.400 Corrections Officer	45,864		47,982		48,941		48,941	
4100.401 Corrections Officer	45,864		47,982		48,941		44,445	
4100.402 Corrections Officer	45,864		47,982		45,302		44,445	
4100.403 Corrections Officer	45,864		47,982		48,941		48,941	
4100.404 Corrections Officer	45,864		47,982		48,941		44,445	
4100.405 Corrections Officer	45,864		44,413		45,302		44,445	
4100.406 Corrections Officer	45,864		47,982		45,302		45,302	
4100.407 Corrections Officer	45,864		47,982		45,302		45,302	
4100.408 Corrections Officer	45,864		47,982		48,941		48,941	
4100.409 Corrections Officer	45,864		47,982		48,941		44,445	
4100.410 Corrections Officer	45,864		47,982		48,941		48,941	
4100.411 Corrections Officer	45,864		47,982		48,941		48,941	
4100.412 Corrections Officer	45,864		47,982		48,941		44,445	
4100.413 Corrections Officer	45,864		47,982		48,941		48,941	
4100.414 Corrections Officer	45,864		47,982		48,941		44,445	
4100.415 Corrections Officer	45,864		47,982		48,941		48,941	
4100.416 Corrections Officer	45,864		47,982		48,941		48,941	
4100.417 Corrections Officer	45,864		47,982		45,302		45,302	
4100.418 Corrections Officer	45,864		47,982		45,302		48,941	
4100.419 Corrections Officer	45,864		47,982		44,445		44,445	
4100.420 Corrections Officer	45,864		47,982		45,302		45,302	
4100.421 Corrections Officer	45,864		47,982		48,941		48,941	
4100.422 Corrections Officer	45,864		47,982		48,941		48,941	
4100.423 Corrections Officer	45,864		47,982		44,445		45,302	
4100.424 Corrections Officer	45,864		47,982		44,445		44,445	
4100.425 Corrections Officer	45,864		47,982		48,941		48,941	
4100.426 Corrections Officer	45,864		47,982		45,302		45,302	
4100.427 Corrections Officer	45,864		47,982		45,302		45,302	
4100.428 Corrections Officer	45,864		47,982		48,941		48,941	
4100.429 Corrections Officer	45,864		47,982		48,941		48,941	
4100.430 Corrections Officer	45,864		47,982		45,302		45,302	
4100.431 Corrections Officer	45,864		47,982		44,445		44,445	
4100.432 Corrections Officer	45,864		47,982		48,941		48,941	
4100.433 Corrections Officer	45,864		47,982		48,941		48,941	
4100.434 Corrections Officer	45,864		47,982		48,941		48,941	
4100.435 Corrections Officer	45,864		47,982		48,941		48,941	
4100.436 Corrections Officer	45,864		47,982		48,941		48,941	
4100.437 Corrections Officer	45,864		47,982		48,941		48,941	
4100.438 Corrections Officer	45,864		47,982		45,302		45,302	



**Potter County, Texas  
General Fund  
Salary / Position Budget  
2020-21**

	2017-18		2018-19		2019-20		2020-21	
	Salary	#	Salary	#	Salary	#	Salary	#
<b>4100 - Correction Center - continued</b>								
4100.439	Corrections Officer	45,864		47,982		44,445		45,302
4100.440	Corrections Officer	45,864		47,982		48,941		44,445
4100.441	Corrections Officer	45,864		44,413		45,302		48,941
4100.442	Corrections Officer	45,864		47,982		48,941		48,941
4100.443	Corrections Officer	45,864		47,982		45,302		45,302
4100.444	Corrections Officer	45,864		47,982		48,941		44,445
4100.445	Corrections Officer	45,864		47,982		48,941		44,445
4100.446	Corrections Officer	45,864		47,982		44,445		44,445
4100.447	Corrections Officer	45,864		47,982		44,445		45,302
4100.448	Corrections Officer	45,864		47,982		48,941		48,941
4100.449	Corrections Officer	45,864		47,982		44,445		44,445
4100.450	Corrections Officer	45,864		47,982		48,941		44,445
4100.451	Corrections Officer	45,864		47,982		48,941		48,941
4100.452	Corrections Officer	45,864		47,982		48,941		48,941
4100.453	Corrections Officer	45,864		44,413		44,445		44,445
4100.454	Corrections Officer	45,864		47,982		48,941		48,941
4100.455	Corrections Officer	45,864		44,413		45,302		45,302
4100.456	Corrections Officer	45,864		47,982		48,941		48,941
4100.457	Corrections Officer	45,864		47,982		45,302		45,302
4100.458	Corrections Officer	45,864		47,982		48,941		48,941
4100.459	Corrections Officer	45,864		44,413		45,302		44,445
4100.460	Corrections Officer	45,864		47,982		45,302		45,302
4100.461	Corrections Officer	45,864		47,982		48,941		48,941
4100.462	Corrections Officer	45,864		47,982		44,445		44,445
4100.463	Corrections Officer	45,864		47,982		45,302		44,445
4100.464	Corrections Officer	45,864		47,982		48,941		48,941
4100.465	Corrections Officer	45,864		47,982		48,941		48,941
4100.466	Corrections Officer	45,864		47,982		48,941		48,941
4100.467	Corrections Officer	45,864		47,982		45,302		44,445
4100.468	Corrections Officer	45,864		47,982		48,941		48,941
4100.469	Corrections Officer	45,864		47,982		48,941		48,941
4100.470	Corrections Officer	45,864		47,982		48,941		48,941
4100.471	Corrections Officer	45,864		44,413		48,941		44,445
4100.472	Corrections Officer	45,864		44,413		45,302		48,941
4100.473	Corrections Officer	45,864		47,982		48,941		48,941
4100.474	Corrections Officer	45,864		47,982		48,941		44,445
4100.475	Corrections Officer	45,864		47,982		45,302		45,302
4100.476	Corrections Officer	45,864		47,982		45,302		45,302
4100.477	Corrections Officer	45,864		47,982		45,302		45,302
4100.478	Corrections Officer	45,864		47,982		45,302		45,302
4100.479	Corrections Officer	45,864		47,982		48,941		44,445
4100.480	Corrections Officer	45,864		47,982		45,302		45,302
4100.481	Corrections Officer	45,864		47,982		48,941		48,941
4100.482	Corrections Officer	45,864		47,982		45,302		45,302
4100.483	Corrections Officer	45,864		44,413		45,302		48,941
4100.484	Corrections Officer	45,864		47,982		48,941		44,445
4100.485	Corrections Officer	0		47,982		48,941		44,445
4100.486	Corrections Officer	0		47,982		45,302		45,302
4100.487	Corrections Officer	0		47,982		48,941		48,941
4100.488	Corrections Officer	0		47,982		44,445		45,302
4100.489	Corrections Officer	0		44,413		44,445		44,445
4100.490	Corrections Officer	0		0		0		48,941
4100.491	Corrections Officer	0		0		0		45,302

**Potter County, Texas  
General Fund  
Salary / Position Budget  
2020-21**

	2017-18		2018-19		2019-20		2020-21	
	Salary	#	Salary	#	Salary	#	Salary	#
<b>4100 - Correction Center - continued</b>								
4100.500 Transportation Officer	45,864		47,982		48,941		48,941	
4100.501 Transportation Officer	45,864		47,982		48,941		48,941	
4100.502 Transportation Officer	45,864		47,982		48,941		48,941	
4100.503 Transportation Officer	45,864		47,982		48,941		48,941	
4100.504 Transportation Officer	45,864		47,982		48,941		48,941	
4100.505 Transportation Officer	45,864		47,982		48,941		48,941	
4100.506 Transportation Officer	45,864		47,982		48,941		48,941	
4100.507 Transportation Officer	45,864		47,982		48,941		48,941	
4100.508 Transportation Officer	0		0		48,941		48,941	
4100.520 Maintenance Officer	45,864		47,982		48,941		48,941	
4100.522 Maintenance Officer	45,864		47,982		48,941		48,941	
4100.523 Maintenance Officer	45,864		47,982		45,302		48,941	
4100.524 Maintenance Officer	45,864		47,982		48,941		48,941	
4100.525 Grounds Maintenance	0		0		45,302		45,302	
<b>4205 - Court Supervised Release Program</b>								
	0	0	83,000	2	101,588	2	106,296	2
4205.700 CSO II	0		45,000		50,794		59,676	
4205.701 CSO I	0		38,000		50,794		46,620	
<b>Health and Human Services</b>								
	492,145		577,509		713,468		717,424	
<b>5300 - Mental Health-Community Service</b>								
	44,554	1	46,645	1	50,794	1	50,794	1
5300.210 Mental Health Administrator	44,554		46,645		50,794		50,794	
<b>5305 - Mental Health-Specialty Services</b>								
	0	0	0	0	61,200	1	61,200	1
5305.210 Mental Health Director	0		0		61,200		61,200	
<b>5310 - Co Extension Services</b>								
	146,770	5	155,706	5	158,821	5	158,821	5
5310.010 Extension Agent - AG	24,109	<sup>1</sup>	25,791	<sup>1</sup>	26,307	<sup>1</sup>	26,307	<sup>1</sup>
5310.011 Extension Agent - FCS+E732	24,109	<sup>1</sup>	25,791	<sup>1</sup>	26,307	<sup>1</sup>	26,307	<sup>1</sup>
5310.012 Extension Agent - 4-H & Youth	24,109	<sup>1</sup>	25,791	<sup>1</sup>	26,307	<sup>1</sup>	26,307	<sup>1</sup>
5310.280 Office Manager	33,481		35,351		36,058		43,842	
5310.282 Program Assistant	40,962		42,982		43,842		36,058	
<b>5330 - Domestic Violence Task Force</b>								
	117,005	2	182,864	3	243,690	4	247,646	4
5330.500 Legal Assistant	0		0		39,385	<sup>3</sup>	41,363	<sup>3</sup>
5330.501 Legal Assistant-CPS	0		0		36,741	<sup>3</sup>	38,719	<sup>3</sup>
5330.600 FCU Investigator	0		61,118	<sup>2,3</sup>	62,341	<sup>3</sup>	62,341	<sup>3</sup>
5330.601 FCU Investigator	56,219	<sup>3</sup>	58,544	<sup>3</sup>	0		0	
5330.602 FCU Investigator	60,786	<sup>3</sup>	63,202	<sup>3</sup>	0		0	
5330.700 Special Prosecution Chief	0		0		105,223	<sup>3</sup>	105,223	<sup>3</sup>
<b>5340 - Victim Assistant Program-VOCA</b>								
	141,816	3	148,254	3	153,318	3	153,318	3
5340.010 Victim Assistance Coordinator	48,876	<sup>3</sup>	51,054	<sup>3</sup>	52,806	<sup>3</sup>	51,806	<sup>3</sup>
5340.020 Asst. Director	46,470	<sup>3</sup>	48,600	<sup>3</sup>	50,256	<sup>3</sup>	50,756	<sup>3</sup>
5340.021 Asst. Director	46,470	<sup>3</sup>	48,600	<sup>3</sup>	50,256	<sup>3</sup>	50,756	<sup>3</sup>
<b>5350 - Victim Assistant Program-VCLG</b>								
	42,000	1	44,040	1	45,645	1	45,645	1
5350.021 Assist. Director	42,000		44,040	<sup>3</sup>	45,645	<sup>3</sup>	45,645	<sup>3</sup>

**Potter County, Texas  
General Fund  
Salary / Position Budget  
2020-21**

	2017-18		2018-19		2019-20		2020-21	
	Salary	#	Salary	#	Salary	#	Salary	#
<b>Road and Bridge</b>	<b>927,538</b>		<b>1,008,418</b>		<b>1,027,584</b>		<b>1,025,169</b>	
<b>7100 - Road &amp; Bridge</b>	<b>927,538</b>	<b>26</b>	<b>1,008,418</b>	<b>25</b>	<b>1,027,584</b>	<b>25</b>	<b>1,025,169</b>	<b>25</b>
7100.010 Administrator	71,781		74,417		75,905		75,905	
7100.051 Equip Repair Shop Supervisor	64,672		67,165		68,446		66,031	
7100.100 Operations Manager	66,557		69,088		70,470		70,470	
7100.280 Office Manager	42,424		44,472		45,362		45,362	
7100.300 Equipment Operator li	43,536		45,607		46,519		46,519	
7100.301 Foreman	50,968		53,187		54,251		54,251	
7100.400 Equipment Operator I	43,832		45,909		41,592		41,592	
7100.401 Maintenance Technician	36,288		38,214		38,978		38,978	
7100.402 Equipment Operator I	38,801		40,777		41,592		41,592	
7100.403 Equipment Operator I	41,867		43,904		41,592		41,592	
7100.404 Equipment Operator I	43,536		45,607		46,519		46,519	
7100.405 Equipment Operator I	38,801		40,777		41,592		41,592	
7100.450 Sign Shop Tech	38,801		40,777		41,592		41,592	
7100.455 Maint Mechanic/Welder	40,289		42,294		43,140		43,140	
7100.500 Maintenance Technician	36,288		38,214		38,978		38,978	
7100.501 Maintenance Mechanic	40,887		42,905		43,763		43,763	
7100.502 Maintenance Technician	36,288		38,214		38,978		38,978	
7100.504 Maintenance Mechanic	38,674		40,648		41,461		41,461	
7100.510 Maintenance Technician	36,288		38,214		38,978		38,978	
7100.511 Maintenance Technician	0		38,214		38,978		38,978	
7100.512 Maintenance Technician	0		38,214		38,978		38,978	
7100.600 Seasonal Help - Mower	10,400		10,400		12,480		12,480	
7100.601 Seasonal Help - Mower	10,400		10,400		12,480		12,480	
7100.602 Seasonal Help - Mower	10,400		10,400		12,480		12,480	
7100.603 Seasonal Help - Mower	10,400		10,400		12,480		12,480	
7100.604 Seasonal Help - Mower	10,400		0		0		0	
7100.610 Seasonal Help - Road Crew	12,480		0		0		0	
7100.611 Seasonal Help - Road Crew	12,480		0		0		0	
<b>Total Base Salaries</b>	<b>26,056,494</b>	<b>524</b>	<b>27,968,058</b>	<b>537</b>	<b>28,138,286</b>	<b>532</b>	<b>28,013,306</b>	<b>529</b>

**NOTE:** Salaries listed are the salaries in effect at the beginning of the fiscal year and were subject to change during the year.

- <sup>1</sup> County Salary Supplement only
- <sup>2</sup> Funding from Special Funds included
- <sup>3</sup> Funding from Grants included
- <sup>4</sup> Funding from State included
- <sup>5</sup> Funding from Juvenile Board included

This page left blank intentionally.

## ***Supplemental Information***

*The supplemental information provides the line-item detail for each category of expenditures approved by Commissioners' Court.*

This page left blank intentionally.

**Potter County, Texas**  
**General Fund**  
**Supplementary Schedule of Expenditures by Line Item**  
**2020-21**

	Actual 2017-18	Actual 2018-19	Estimated 2019-20	Budget 2020-21
<b>General Administration</b>	<b>\$ 6,360,043</b>	<b>\$ 7,272,646</b>	<b>\$ 9,070,413</b>	<b>\$ 8,728,361</b>
<b>1100 County Judge</b>	<b>238,022</b>	<b>246,864</b>	<b>256,705</b>	<b>258,125</b>
<b>60 Salaries &amp; Fringe Benefits</b>	<b>232,520</b>	<b>241,480</b>	<b>248,505</b>	<b>249,225</b>
61000 Salary - County Judge	96,527	99,609	101,673	101,673
61100 Salaries - Assistants	47,634	49,750	50,794	50,794
61300 Salaries - State Supplement	25,200	25,200	25,200	25,200
61301 Salaries - Juvenile Board Supplement	3,621	3,693	3,768	3,768
62000 Group Insurance	21,056	23,455	24,360	25,080
62100 Retirement	25,660	26,631	28,600	28,600
62200 Social Security Tax	12,692	13,010	13,880	13,880
62960 Workers' Compensation Insurance	104	107	170	170
62970 Unemployment Insurance	26	25	60	60
<b>72 Education, Travel &amp; Uniforms</b>	<b>1,002</b>	<b>992</b>	<b>3,000</b>	<b>3,000</b>
72500 Education and Travel	1,002	992	3,000	3,000
<b>74 General Operating Expenses</b>	<b>3,881</b>	<b>3,835</b>	<b>4,400</b>	<b>4,900</b>
74000 Stationery and Supplies	2,742	2,645	3,000	3,500
74100 Subscriptions	239	290	400	400
74200 Dues	900	900	1,000	1,000
74700 Non-capital Equipment	-	-	-	-
<b>76 Equipment / Vehicle Repairs &amp; Maintenance</b>	<b>619</b>	<b>557</b>	<b>800</b>	<b>1,000</b>
76600 Leases - Copier	619	557	800	1,000
<b>1110 County Commissioners</b>	<b>220,785</b>	<b>235,594</b>	<b>272,542</b>	<b>273,982</b>
<b>60 Salaries &amp; Fringe Benefits</b>	<b>212,261</b>	<b>224,581</b>	<b>255,842</b>	<b>257,282</b>
61000 Salary - Commissioners	156,055	163,835	167,292	167,292
62000 Group Insurance	21,458	23,867	48,720	50,160
62100 Retirement	23,149	24,477	26,370	26,370
62200 Social Security Tax	11,193	11,723	12,800	12,800
62960 Workers' Compensation Insurance	406	679	660	660
<b>72 Education, Travel &amp; Uniforms</b>	<b>4,993</b>	<b>7,323</b>	<b>12,000</b>	<b>12,000</b>
72510 Education and Travel - Precinct 1	-	200	3,000	3,000
72520 Education and Travel - Precinct 2	1,891	5,271	3,000	3,000
72530 Education and Travel - Precinct 3	1,897	425	3,000	3,000
72540 Education and Travel - Precinct 4	1,205	1,427	3,000	3,000
<b>74 General Operating Expenses</b>	<b>3,531</b>	<b>3,690</b>	<b>4,700</b>	<b>4,700</b>
74000 Stationery and Supplies	1,381	1,540	2,000	2,000
74100 Subscriptions	-	-	200	200
74200 Dues	2,150	2,150	2,500	2,500
<b>1120 Human Resources</b>	<b>273,564</b>	<b>313,073</b>	<b>375,893</b>	<b>381,634</b>
<b>60 Salaries &amp; Fringe Benefits</b>	<b>265,845</b>	<b>280,725</b>	<b>356,844</b>	<b>367,243</b>
61000 Salary - Department Head	65,094	67,555	68,963	68,963
61100 Salaries - Assistants	118,275	124,134	170,461	177,420
62000 Group Insurance	42,089	46,648	60,900	62,700
62100 Retirement	27,201	28,616	37,740	38,830
62200 Social Security Tax	12,976	13,558	18,320	18,850
62960 Workers' Compensation Insurance	110	117	220	230
62970 Unemployment Insurance	100	97	240	250
<b>72 Education, Travel &amp; Uniforms</b>	<b>-</b>	<b>298</b>	<b>3,000</b>	<b>3,000</b>
72500 Education and Travel	-	298	3,000	3,000
<b>73 Contract Services</b>	<b>-</b>	<b>3,331</b>	<b>3,331</b>	<b>3,331</b>
73675 Software Maintenance	-	3,331	3,331	3,331

-- continued --

**Potter County, Texas  
General Fund  
Supplementary Schedule of Expenditures by Line Item  
2020-21**

	<b>Actual 2017-18</b>	<b>Actual 2018-19</b>	<b>Estimated 2019-20</b>	<b>Budget 2020-21</b>
<b>1120 Human Resources - continued</b>				
<b>74 General Operating Expenses</b>	<b>4,409</b>	<b>25,507</b>	<b>9,218</b>	<b>4,560</b>
74000 Stationery and Supplies	2,022	4,972	3,360	3,360
74010 Postage	507	613	600	600
74030 Software Purchases	-	19,434	-	-
74100 Subscriptions	-	299	300	300
74200 Dues	209	189	300	300
74700 Non-capital Equipment	1,671	-	4,658	-
<b>76 Equipment / Vehicle Repairs &amp; Maintenance</b>	<b>3,310</b>	<b>3,212</b>	<b>3,500</b>	<b>3,500</b>
76600 Leases - Copiers	3,310	3,212	3,500	3,500
<b>1130 Information Technology</b>	<b>1,286,420</b>	<b>1,608,542</b>	<b>2,214,606</b>	<b>1,857,630</b>
<b>60 Salaries &amp; Fringe Benefits</b>	<b>680,197</b>	<b>802,349</b>	-	-
61000 Salary - Manager	78,763	79,528	-	-
61100 Salaries-Assistants	412,616	480,912	-	-
61120 Salaries-Extra Staffing	-	24,545	-	-
62000 Group Insurance	79,980	86,966	-	-
62100 Retirement	73,252	87,289	-	-
62200 Social Security Tax	35,020	42,463	-	-
62960 Workers' Compensation Insurance	296	352	-	-
62970 Unemployment Insurance	270	294	-	-
<b>72 Education, Travel &amp; Uniforms</b>	<b>10,138</b>	<b>14,014</b>	-	-
72500 Education and Travel	10,138	14,014	-	-
<b>73 Contract Services</b>	<b>271,066</b>	<b>456,408</b>	<b>1,554,369</b>	<b>1,452,733</b>
73675 Software Maintenance	271,066	304,377	423,256	381,620
73560 Contract Services	-	152,031	1,131,113	1,071,113
<b>74 General Operating Expenses</b>	<b>323,100</b>	<b>334,184</b>	<b>659,587</b>	<b>404,247</b>
74000 Stationery and Supplies	5,782	8,239	-	-
74030 Software Purchases	82,980	94,794	369,750	147,177
74200 Dues	150	175	200	-
74500 Telephone Service	64,140	58,623	60,000	64,840
74520 Internet Service	38,917	42,647	64,000	46,865
74530 Network Connectivity	51,525	48,215	29,040	27,840
74540 Infrastructure Maintenance	838	6,392	15,800	15,800
74550 Cell Phones & Allowances	2,400	2,072	-	-
74700 Non-capital Equipment	49,941	45,177	83,250	61,725
74940 Network Expense	26,427	27,850	37,547	40,000
<b>76 Equipment / Vehicle Repairs &amp; Maintenance</b>	<b>1,919</b>	<b>1,587</b>	<b>650</b>	<b>650</b>
76050 Equipment Operation - Repairs and Maintenance	1,404	1,100	-	-
76600 Leases - Copier	515	487	650	650
<b>1140 Information and Records Management</b>	<b>522,954</b>	<b>511,259</b>	<b>577,223</b>	<b>580,103</b>
<b>60 Salaries &amp; Fringe Benefits</b>	<b>489,813</b>	<b>492,232</b>	<b>539,823</b>	<b>542,703</b>
61000 Salary - Department Head	68,319	70,844	72,320	72,320
61100 Salaries - Assistants	264,346	263,487	285,583	285,583
62000 Group Insurance	83,834	83,962	97,440	100,320
62100 Retirement	49,419	50,021	56,410	56,410
62200 Social Security Tax	23,513	23,551	27,380	27,380
62960 Workers' Compensation Insurance	200	200	330	330
62970 Unemployment Insurance	182	167	360	360
<b>72 Education, Travel &amp; Uniforms</b>	<b>3,025</b>	<b>3,839</b>	<b>4,000</b>	<b>4,000</b>
72300 Uniforms	800	694	1,000	1,000
72500 Education and Travel	2,225	3,145	3,000	3,000

-- continued --



**Potter County, Texas  
General Fund  
Supplementary Schedule of Expenditures by Line Item  
2020-21**

	<b>Actual 2017-18</b>	<b>Actual 2018-19</b>	<b>Estimated 2019-20</b>	<b>Budget 2020-21</b>
<b>1140 Information and Records Management - continued</b>				
<b>73 Contract Services</b>	<b>4,333</b>	<b>1,998</b>	<b>6,000</b>	<b>6,000</b>
73560 Contract Services - Shredding	4,333	1,998	6,000	6,000
<b>74 General Operating Expenses</b>	<b>24,673</b>	<b>12,332</b>	<b>25,400</b>	<b>25,400</b>
74000 Stationery and Supplies	6,622	3,733	7,000	7,000
74330 Film and Chemicals	17,571	8,119	17,920	17,920
74550 Cell Phones & Allowances	480	480	480	480
74700 Non-capital Equipment	-	-	-	-
<b>76 Equipment / Vehicle Repairs &amp; Maintenance</b>	<b>1,110</b>	<b>858</b>	<b>2,000</b>	<b>2,000</b>
76000 Auto Expense	1,110	858	2,000	2,000
<b>1150 General Administrative</b>	<b>1,089,300</b>	<b>1,556,712</b>	<b>2,089,839</b>	<b>2,067,315</b>
<b>60 Salaries &amp; Fringe Benefits</b>	<b>-</b>	<b>7,090</b>	<b>15,000</b>	<b>10,000</b>
62970 Unemployment Insurance	-	7,090	15,000	10,000
<b>73 Contract Services</b>	<b>515,534</b>	<b>558,168</b>	<b>605,000</b>	<b>582,750</b>
73700 Property Appraisals	515,534	558,168	605,000	582,750
<b>74 General Operating Expenses</b>	<b>29,934</b>	<b>31,168</b>	<b>36,000</b>	<b>36,000</b>
74000 Stationery and Supplies	-	300	-	-
74085 Bank Fees Expense	871	943	1,000	1,000
74200 Dues	18,654	19,007	20,000	20,000
74310 Publication Expense	7,407	7,301	10,000	10,000
74920 Awards & Recognition	3,002	3,617	5,000	5,000
<b>76 Equipment / Vehicle Repairs &amp; Maintenance</b>	<b>31,052</b>	<b>27,656</b>	<b>291,958</b>	<b>230,000</b>
76520 Equipment Repairs & Replacement	11,948	7,613	86,958	80,000
76610 Equipment Leases & Maintenance Agreements	19,104	20,043	205,000	150,000
<b>79 Other Expenditures</b>	<b>512,780</b>	<b>932,630</b>	<b>1,141,881</b>	<b>1,208,565</b>
78400 Lease Expense - Parking Garage	43,565	43,565	43,565	43,565
79230 Bond Premiums	1,544	9,638	10,000	10,000
79240 Liability Insurance	378,400	434,115	550,000	500,000
79305 Redistricting Expense	-	-	40,000	40,000
79600 Insurance Claims	88,803	180,312	100,000	100,000
79800 Appointed Civil Litigation Counsel	468	15,000	15,000	15,000
79999 Contingency	-	250,000	383,316	500,000
<b>1200 County Auditor</b>	<b>656,001</b>	<b>690,461</b>	<b>738,188</b>	<b>767,148</b>
<b>60 Salaries &amp; Fringe Benefits</b>	<b>528,860</b>	<b>540,466</b>	<b>585,388</b>	<b>587,548</b>
61000 Salary - County Auditor	99,814	102,984	105,116	105,116
61100 Salaries - Assistants	281,271	284,530	309,352	309,352
62000 Group Insurance	63,196	66,602	73,080	75,240
62100 Retirement	56,531	57,895	65,330	65,330
62200 Social Security Tax	27,611	28,028	31,710	31,710
62960 Workers' Compensation Insurance	229	233	380	380
62970 Unemployment Insurance	208	194	420	420
<b>72 Education, Travel &amp; Uniforms</b>	<b>6,305</b>	<b>7,115</b>	<b>10,000</b>	<b>10,000</b>
72500 Education and Travel	6,305	7,115	10,000	10,000
<b>73 Contract Services</b>	<b>114,780</b>	<b>136,576</b>	<b>134,000</b>	<b>160,300</b>
73560 Contract Services	10,500	10,500	12,000	12,000
73675 Software Maintenance	55,530	78,826	71,500	97,300
73900 Independent Audit Fees	48,750	47,250	50,500	51,000
<b>74 General Operating Expenses</b>	<b>4,486</b>	<b>4,619</b>	<b>7,000</b>	<b>7,500</b>
74000 Stationery and Supplies	3,201	3,334	5,000	5,500
74100 Subscriptions	-	-	500	500
74200 Dues	1,285	1,285	1,500	1,500

-- continued --

**Potter County, Texas**  
**General Fund**  
**Supplementary Schedule of Expenditures by Line Item**  
**2020-21**

	<b>Actual 2017-18</b>	<b>Actual 2018-19</b>	<b>Estimated 2019-20</b>	<b>Budget 2020-21</b>
<b>1200 County Auditor -- continued</b>				
<b>76 Equipment / Vehicle Repairs &amp; Maintenance</b>	<b>1,570</b>	<b>1,685</b>	<b>1,800</b>	<b>1,800</b>
76600 Leases - Copier	1,570	1,685	1,800	1,800
<b>1210 County Treasurer</b>	<b>240,242</b>	<b>256,416</b>	<b>261,929</b>	<b>261,009</b>
<b>60 Salaries &amp; Fringe Benefits</b>	<b>224,156</b>	<b>235,974</b>	<b>243,479</b>	<b>244,559</b>
61000 Salary - Treasurer	75,976	78,652	80,287	80,287
61100 Salaries - Assistants	81,426	85,383	87,182	87,182
62000 Group Insurance	31,598	35,197	36,540	37,620
62100 Retirement	23,349	24,507	26,400	26,400
62200 Social Security Tax	11,669	12,093	12,820	12,820
62960 Workers' Compensation Insurance	94	99	160	160
62970 Unemployment Insurance	44	43	90	90
<b>72 Education, Travel &amp; Uniforms</b>	<b>3,884</b>	<b>4,857</b>	<b>5,000</b>	<b>5,000</b>
72500 Education and Travel	3,884	4,857	5,000	5,000
<b>74 General Operating Expenses</b>	<b>10,499</b>	<b>13,743</b>	<b>11,250</b>	<b>9,250</b>
74000 Stationery and Supplies	7,495	13,468	10,500	8,500
74100 Subscriptions	73	-	150	150
74200 Dues	300	275	600	600
<b>76 Equipment / Vehicle Repairs &amp; Maintenance</b>	<b>1,703</b>	<b>1,842</b>	<b>2,200</b>	<b>2,200</b>
76600 Leases - Copier	1,703	1,842	2,200	2,200
<b>1220 Purchasing Agent</b>	<b>422,029</b>	<b>369,549</b>	<b>520,294</b>	<b>521,044</b>
<b>60 Salaries &amp; Fringe Benefits</b>	<b>399,988</b>	<b>355,547</b>	<b>476,494</b>	<b>478,744</b>
61000 Salary - Agent	82,763	85,145	87,813	87,813
61100 Salaries - Assistants	212,134	168,670	238,631	238,631
62000 Group Insurance	39,527	45,044	73,080	75,240
62100 Retirement	43,613	37,920	51,450	51,450
62200 Social Security Tax	21,613	18,489	24,980	24,980
62960 Workers' Compensation Insurance	177	152	300	300
62970 Unemployment Insurance	161	127	240	330
<b>72 Education, Travel &amp; Uniforms</b>	<b>9,885</b>	<b>5,641</b>	<b>15,000</b>	<b>15,000</b>
72500 Education and Travel	9,885	5,641	15,000	15,000
<b>73 Contract Services</b>	<b>-</b>	<b>-</b>	<b>12,500</b>	<b>10,000</b>
73675 Software Maintenance	-	-	12,500	10,000
<b>74 General Operating Expenses</b>	<b>8,924</b>	<b>5,469</b>	<b>11,800</b>	<b>12,800</b>
74000 Stationery and Supplies	7,239	3,384	9,000	9,000
74100 Subscriptions	470	669	500	500
74200 Dues	988	320	1,300	1,300
74950 Auction Expense	227	1,096	1,000	2,000
<b>76 Equipment / Vehicle Repairs &amp; Maintenance</b>	<b>3,232</b>	<b>2,892</b>	<b>4,500</b>	<b>4,500</b>
76000 Auto Expense	2,130	1,869	3,000	3,000
76600 Leases - Copier	1,102	1,023	1,500	1,500
<b>1230 Collections</b>	<b>204,479</b>	<b>211,732</b>	<b>238,591</b>	<b>237,371</b>
<b>60 Salaries &amp; Fringe Benefits</b>	<b>182,258</b>	<b>188,737</b>	<b>211,856</b>	<b>212,936</b>
61000 Salary - Dept Head	55,359	57,627	58,833	58,833
61100 Salaries - Assistants	76,665	71,413	82,993	82,993
62000 Group Insurance	21,271	31,356	36,540	37,620
62100 Retirement	19,584	19,278	22,360	22,360
62200 Social Security Tax	9,228	8,920	10,850	10,850
62960 Workers' Compensation Insurance	79	78	130	130
62970 Unemployment Insurance	72	65	150	150

-- continued --

**Potter County, Texas  
General Fund  
Supplementary Schedule of Expenditures by Line Item  
2020-21**

	<b>Actual 2017-18</b>	<b>Actual 2018-19</b>	<b>Estimated 2019-20</b>	<b>Budget 2020-21</b>
<b>1230 Collections - continued</b>				
<b>72 Education, Travel &amp; Uniforms</b>	<b>1,714</b>	<b>2,852</b>	<b>3,500</b>	<b>2,000</b>
72500 Education and Travel	1,714	2,852	3,500	2,000
<b>73 Contract Services</b>	<b>3,600</b>	<b>3,600</b>	<b>3,745</b>	<b>3,745</b>
73675 Software Maintenance	3,600	3,600	3,745	3,745
<b>74 General Operating Expenses</b>	<b>15,681</b>	<b>15,391</b>	<b>17,990</b>	<b>17,190</b>
74000 Stationery and Supplies	4,249	5,230	4,340	3,640
74010 Postage	11,282	10,011	13,500	13,500
74200 Dues	150	150	150	50
74700 Non-capital Equipment	-	-	-	-
<b>76 Equipment / Vehicle Repairs &amp; Maintenance</b>	<b>1,226</b>	<b>1,152</b>	<b>1,500</b>	<b>1,500</b>
76600 Leases - Copier	1,226	1,152	1,500	1,500
<b>1300 Tax Assessor/Collector</b>	<b>1,206,247</b>	<b>1,272,444</b>	<b>1,524,603</b>	<b>1,523,000</b>
<b>60 Salaries &amp; Fringe Benefits</b>	<b>1,112,468</b>	<b>1,145,760</b>	<b>1,351,941</b>	<b>1,359,500</b>
61000 Salary - Tax Assessor/Collector	75,976	78,652	80,287	80,286
61100 Salaries - Assistants	697,211	698,329	806,634	806,634
61120 Salaries - Extra Staffing	-	5,384	-	-
62000 Group Insurance	168,433	190,423	255,780	263,340
62100 Retirement	114,696	116,939	139,780	139,780
62200 Social Security Tax	55,307	55,211	67,850	67,850
62960 Workers' Compensation Insurance	464	470	800	800
62970 Unemployment Insurance	381	352	810	810
<b>72 Education, Travel &amp; Uniforms</b>	<b>7,022</b>	<b>6,942</b>	<b>8,000</b>	<b>8,000</b>
72500 Education and Travel	7,022	6,942	8,000	8,000
<b>73 Contract Services</b>	<b>43,687</b>	<b>55,401</b>	<b>63,000</b>	<b>65,000</b>
73500 Sheriff Fees	4,528	4,539	8,000	6,000
73675 Software Maintenance	39,159	50,862	55,000	59,000
<b>74 General Operating Expenses</b>	<b>39,469</b>	<b>60,103</b>	<b>97,462</b>	<b>86,300</b>
74000 Stationery and Supplies	20,107	18,853	41,062	35,000
74010 Postage	12,909	34,049	35,000	35,000
74100 Subscriptions	539	812	1,000	900
74200 Dues	150	250	400	400
74610 Sheriff Sale Property Expense	5,764	6,139	20,000	15,000
74700 Non-capital Equipment	-	-	-	-
<b>76 Equipment / Vehicle Repairs &amp; Maintenance</b>	<b>3,601</b>	<b>4,238</b>	<b>4,200</b>	<b>4,200</b>
76600 Leases - Copier	3,601	4,238	4,200	4,200
<b>Facilities Management</b>	<b>2,609,067</b>	<b>2,436,170</b>	<b>2,934,723</b>	<b>2,961,038</b>
<b>1400 Facilities Maintenance Department</b>	<b>1,605,246</b>	<b>1,612,773</b>	<b>1,709,311</b>	<b>1,707,426</b>
<b>60 Salaries &amp; Fringe Benefits</b>	<b>1,510,310</b>	<b>1,522,375</b>	<b>1,590,211</b>	<b>1,596,701</b>
61000 Salary - Director	84,639	84,585	89,302	89,302
61100 Salaries - Assistants	910,176	913,005	927,689	927,689
61120 Salaries - Overtime	14,251	11,441	10,000	8,000
62000 Group Insurance	266,217	278,058	304,500	313,500
62100 Retirement	149,799	151,022	161,860	161,540
62200 Social Security Tax	73,776	73,151	78,570	78,420
62960 Workers' Compensation Insurance	10,899	10,607	17,260	17,220
62970 Unemployment Insurance	553	506	1,030	1,030
<b>72 Education, Travel &amp; Uniforms</b>	<b>16,894</b>	<b>13,210</b>	<b>18,500</b>	<b>16,500</b>
72300 Uniforms	15,526	13,040	8,500	6,500
72500 Education and Travel	1,368	170	10,000	10,000

-- continued --

**Potter County, Texas  
General Fund  
Supplementary Schedule of Expenditures by Line Item  
2020-21**

	<b>Actual 2017-18</b>	<b>Actual 2018-19</b>	<b>Estimated 2019-20</b>	<b>Budget 2020-21</b>
<b>1400 Facilities Maintenance Department - continued</b>				
<b>74 General Operating Expenses</b>	<b>61,964</b>	<b>59,162</b>	<b>75,720</b>	<b>73,345</b>
74000 Stationery and Supplies	4,379	948	6,200	6,200
74430 Maintenance Supplies	2,822	1,186	3,000	4,625
74450 Landscaping	24,854	30,281	30,000	30,000
74460 Janitorial Supplies	22,403	21,758	29,100	25,100
74550 Cell Phones & Allowances	960	1,825	1,920	1,920
74700 Non-capital Equipment	1,293	1,199	-	-
74830 Radio Service	4,214	1,168	2,500	2,500
74900 Mandated Regulation Compliance	453	-	1,000	1,000
74960 Employee Safety	586	797	1,500	1,500
74970 Storage Tank Expense	-	-	500	500
<b>76 Equipment / Vehicle Repairs &amp; Maintenance</b>	<b>16,078</b>	<b>18,026</b>	<b>24,880</b>	<b>20,880</b>
76010 Equip Operation - Fuel & Oil	14,921	11,782	16,000	14,000
76050 Equipment Operation - Repairs and Maintenance	832	5,866	8,000	6,000
76600 Leases - Copier	325	378	880	880
<b>1405 Courthouse</b>	<b>207,784</b>	<b>135,430</b>	<b>255,000</b>	<b>245,200</b>
<b>77 Building Repairs &amp; Maintenance</b>	<b>207,784</b>	<b>135,430</b>	<b>255,000</b>	<b>245,200</b>
77000 Building Repairs and Maintenance	86,961	41,344	91,800	87,000
77001 Building Repairs and Maintenance - Projects	-	-	10,000	5,000
77100 Utilities	100,742	84,939	135,000	135,000
77400 Elevator Service	20,081	9,147	18,200	18,200
<b>1410 Courts Building</b>	<b>228,813</b>	<b>196,896</b>	<b>300,235</b>	<b>290,235</b>
<b>74 General Operating Expenses</b>	<b>625</b>	<b>-</b>	<b>2,650</b>	<b>2,650</b>
74970 Storage Tank Expense	625	-	2,650	2,650
<b>77 Building Repairs &amp; Maintenance</b>	<b>228,188</b>	<b>196,896</b>	<b>297,585</b>	<b>287,585</b>
77000 Building Repairs and Maintenance	79,076	75,618	105,317	95,317
77001 Building Repairs and Maintenance - Projects	-	-	-	-
77100 Utilities	130,474	115,873	160,000	160,000
77400 Elevator Service	18,638	5,405	32,268	32,268
<b>1415 Library Building</b>	<b>7,367</b>	<b>7,552</b>	<b>10,100</b>	<b>10,100</b>
<b>77 Building Repairs &amp; Maintenance</b>	<b>7,367</b>	<b>7,552</b>	<b>10,100</b>	<b>10,100</b>
77000 Building Repairs and Maintenance	247	337	2,000	2,000
77100 Utilities	7,120	7,215	8,100	8,100
<b>1420 Extension Services Building</b>	<b>11,191</b>	<b>11,871</b>	<b>23,450</b>	<b>23,450</b>
<b>77 Building Repairs &amp; Maintenance</b>	<b>11,191</b>	<b>11,871</b>	<b>23,450</b>	<b>23,450</b>
77000 Building Repairs and Maintenance	2,135	1,376	5,950	5,950
77001 Building Repairs and Maintenance - Projects	-	-	6,500	6,500
77100 Utilities	9,056	10,495	11,000	11,000
<b>1440 Santa Fe Building</b>	<b>408,226</b>	<b>325,023</b>	<b>435,189</b>	<b>425,689</b>
<b>77 Building Repairs &amp; Maintenance</b>	<b>408,226</b>	<b>325,023</b>	<b>435,189</b>	<b>425,689</b>
77000 Building Repairs and Maintenance	107,063	97,464	138,439	134,439
77001 Building Repairs and Maintenance - Projects	65,770	11,101	24,500	19,000
77100 Utilities	204,784	206,977	225,000	225,000
77300 Auditorium Expense	-	-	10,000	10,000
77400 Elevator Service	30,609	9,481	37,250	37,250

**Potter County, Texas  
General Fund  
Supplementary Schedule of Expenditures by Line Item  
2020-21**

	<b>Actual 2017-18</b>	<b>Actual 2018-19</b>	<b>Estimated 2019-20</b>	<b>Budget 2020-21</b>
<b>1455 Baseball Stadium</b>	<b>2,799</b>	<b>6,538</b>	<b>7,000</b>	<b>6,000</b>
<b>77 Building Repairs &amp; Maintenance</b>	<b>2,799</b>	<b>6,538</b>	<b>7,000</b>	<b>6,000</b>
77000 Building Repairs and Maintenance	2,367	6,346	6,000	5,000
77100 Utilities	432	192	1,000	1,000
<b>1460 JP#3 Office Building</b>	<b>10,986</b>	<b>11,587</b>	<b>14,700</b>	<b>14,700</b>
<b>77 Building Repairs &amp; Maintenance</b>	<b>10,986</b>	<b>11,587</b>	<b>14,700</b>	<b>14,700</b>
77000 Building Repairs and Maintenance	2,239	2,598	4,700	4,700
77100 Utilities	8,747	8,989	10,000	10,000
<b>1465 Bowie Annex</b>	<b>17,452</b>	<b>13,766</b>	<b>23,000</b>	<b>73,000</b>
<b>77 Building Repairs &amp; Maintenance</b>	<b>17,452</b>	<b>13,766</b>	<b>23,000</b>	<b>73,000</b>
77000 Building Repairs and Maintenance	3,157	2,714	6,000	6,000
77001 Building Repairs and Maintenance - Projects	-	-	-	50,000
77100 Utilities	14,295	11,052	17,000	17,000
<b>1475 W. 6th Annex</b>	<b>14,069</b>	<b>6,129</b>	<b>4,850</b>	<b>-</b>
<b>77 Building Repairs &amp; Maintenance</b>	<b>14,069</b>	<b>6,129</b>	<b>4,850</b>	<b>-</b>
77000 Building Repairs and Maintenance	6,648	286	1,850	-
77100 Utilities	7,421	5,843	3,000	-
<b>1480 Law Enforcement Center</b>	<b>64,929</b>	<b>74,367</b>	<b>113,038</b>	<b>113,038</b>
<b>74 General Operating Expenses</b>	<b>314</b>	<b>361</b>	<b>-</b>	<b>-</b>
74450 Grounds Maintenance	314	361	-	-
<b>77 Building Repairs &amp; Maintenance</b>	<b>64,615</b>	<b>74,006</b>	<b>113,038</b>	<b>113,038</b>
77000 Building Repairs and Maintenance	16,498	8,665	33,038	33,038
77100 Utilities	48,117	65,341	80,000	80,000
<b>1481 Vehicle Maintenance Garage</b>	<b>19,027</b>	<b>25,216</b>	<b>22,000</b>	<b>22,000</b>
<b>77 Building Repairs &amp; Maintenance</b>	<b>18,973</b>	<b>25,216</b>	<b>22,000</b>	<b>22,000</b>
77000 Building Repairs and Maintenance	2,779	1,563	5,000	5,000
77100 Utilities	16,194	23,653	17,000	17,000
<b>1490 Fire Station #1 &amp; #3</b>	<b>11,178</b>	<b>9,022</b>	<b>16,850</b>	<b>30,200</b>
<b>74 General Operating Expenses</b>	<b>369</b>	<b>-</b>	<b>1,500</b>	<b>1,500</b>
74450 Grounds Maintenance	369	-	1,500	1,500
<b>77 Building Repairs &amp; Maintenance</b>	<b>10,809</b>	<b>9,022</b>	<b>15,350</b>	<b>28,700</b>
77000 Building Repairs and Maintenance	1,470	983	5,350	10,700
77100 Utilities	6,158	5,969	8,000	16,000
77400 Elevator Service	3,181	2,070	2,000	2,000
<b>Election Administration</b>	<b>470,063</b>	<b>446,643</b>	<b>598,711</b>	<b>567,011</b>
<b>1500 Elections / Voter Registration</b>	<b>470,063</b>	<b>446,643</b>	<b>598,711</b>	<b>567,011</b>
<b>60 Salaries &amp; Fringe Benefits</b>	<b>338,340</b>	<b>338,947</b>	<b>420,761</b>	<b>404,861</b>
61000 Salary - Elections Administrator	61,774	64,169	65,508	65,508
61100 Salaries - Assistants	118,021	124,241	137,183	137,183
61120 Salaries - Extra Help, Clerk & Judges	69,123	55,217	105,000	90,000
62000 Group Insurance	43,663	48,599	48,720	50,160
62100 Retirement	28,669	29,430	40,220	39,040
62200 Social Security Tax	16,828	17,036	23,540	22,400
62960 Workers' Compensation Insurance	155	154	280	270
62970 Unemployment Insurance	107	101	310	300

-- continued --

**Potter County, Texas  
General Fund  
Supplementary Schedule of Expenditures by Line Item  
2020-21**

	<b>Actual 2017-18</b>	<b>Actual 2018-19</b>	<b>Estimated 2019-20</b>	<b>Budget 2020-21</b>
<b>1500 Elections -- continued</b>				
<b>72 Education, Travel &amp; Uniforms</b>	<b>2,726</b>	<b>2,793</b>	<b>6,000</b>	<b>6,000</b>
72500 Education and Travel	2,726	2,793	6,000	6,000
<b>73 Contract Services</b>	<b>63,274</b>	<b>66,933</b>	<b>75,000</b>	<b>80,000</b>
73560 Programming, Site Support, Maint	63,274	66,933	75,000	80,000
<b>74 General Operating Expenses</b>	<b>65,160</b>	<b>35,888</b>	<b>93,750</b>	<b>73,750</b>
74000 Stationery and Supplies	38,757	27,034	60,000	58,000
74010 Postage	25,934	7,986	30,000	12,000
74100 Subscriptions	219	359	350	350
74200 Dues	250	250	400	400
74550 Cell Phones & Allowances	-	259	3,000	3,000
74700 Non-capital Equipment	-	-	-	-
<b>76 Equipment / Vehicle Repairs &amp; Maintenance</b>	<b>563</b>	<b>2,082</b>	<b>3,200</b>	<b>2,400</b>
76600 Copier Rental	563	2,082	2,000	2,400
76610 Equipment Rental	-	-	1,200	-
<b>Judicial</b>	<b>14,952,822</b>	<b>15,401,459</b>	<b>17,605,802</b>	<b>17,772,424</b>
<b>2100 County Clerk</b>	<b>946,288</b>	<b>995,807</b>	<b>1,196,146</b>	<b>1,272,444</b>
<b>60 Salaries &amp; Fringe Benefits</b>	<b>890,166</b>	<b>943,137</b>	<b>1,014,161</b>	<b>1,019,561</b>
61000 Salary - County Clerk	75,976	78,652	80,287	80,287
61100 Salaries - Assistants	535,196	561,673	592,464	592,464
62000 Group Insurance	147,087	161,480	182,700	188,100
62100 Retirement	88,042	95,605	106,030	106,030
62200 Social Security Tax	43,205	45,062	51,470	51,470
62960 Workers' Compensation Insurance	367	384	610	610
62970 Unemployment Insurance	293	281	600	600
<b>72 Education, Travel &amp; Uniforms</b>	<b>5,777</b>	<b>4,225</b>	<b>6,000</b>	<b>6,000</b>
72500 Education and Travel	5,777	4,225	6,000	6,000
<b>73 Contract Services</b>	<b>20,263</b>	<b>20,871</b>	<b>131,545</b>	<b>207,283</b>
73560 Contract Services - Archive Fees	-	-	110,045	110,045
73675 Software Maintenance	20,263	20,871	21,500	97,238
<b>74 General Operating Expenses</b>	<b>24,990</b>	<b>22,216</b>	<b>36,440</b>	<b>34,600</b>
74000 Stationery and Supplies	20,242	17,806	29,340	30,000
74100 Subscriptions	1,953	1,772	1,800	1,800
74200 Dues	125	125	300	300
74320 Microfilm and Copier Supplies	2,670	2,513	5,000	2,500
74700 Non-capital Equipment	-	-	-	-
<b>76 Equipment / Vehicle Repairs &amp; Maintenance</b>	<b>5,092</b>	<b>5,358</b>	<b>8,000</b>	<b>5,000</b>
76600 Leases - Copier	5,092	5,358	8,000	5,000
<b>2110 District Clerk</b>	<b>1,231,197</b>	<b>1,216,194</b>	<b>1,403,523</b>	<b>1,588,758</b>
<b>60 Salaries &amp; Fringe Benefits</b>	<b>1,143,176</b>	<b>1,128,554</b>	<b>1,308,033</b>	<b>1,302,333</b>
61000 Salary - District Clerk	75,976	76,835	80,287	80,287
61100 Salaries - Assistants	722,811	710,002	790,806	790,806
61120 Salaries - Extra Staffing	-	2,355	-	-
62000 Group Insurance	168,791	164,406	231,420	225,720
62100 Retirement	118,473	117,906	137,290	137,290
62200 Social Security Tax	56,251	56,221	66,640	66,640
62960 Workers' Compensation Insurance	479	474	790	790
62970 Unemployment Insurance	395	355	800	800
<b>72 Education, Travel &amp; Uniforms</b>	<b>8,870</b>	<b>6,996</b>	<b>9,000</b>	<b>9,000</b>
72500 Education and Travel	8,870	6,996	9,000	9,000

-- continued --

**Potter County, Texas  
General Fund  
Supplementary Schedule of Expenditures by Line Item  
2020-21**

	<b>Actual 2017-18</b>	<b>Actual 2018-19</b>	<b>Estimated 2019-20</b>	<b>Budget 2020-21</b>
<b>2110 District Clerk - continued</b>				
<b>73 Contract Services</b>	<b>21,587</b>	<b>20,871</b>	<b>21,250</b>	<b>211,525</b>
73560 Contract Services - Archive Fees	-	-	-	136,525
73620 CSCD Collection Fee	79	-	-	-
73675 Software Maintenance	21,508	20,871	21,250	75,000
<b>74 General Operating Expenses</b>	<b>45,213</b>	<b>48,689</b>	<b>53,240</b>	<b>53,900</b>
74000 Stationery and Supplies	25,304	30,994	30,340	31,000
74010 Postage	17,755	16,347	20,000	20,000
74100 Subscriptions	1,854	1,173	2,500	2,500
74200 Dues	300	175	400	400
74700 Non-capital Equipment	-	-	-	-
<b>76 Equipment / Vehicle Repairs &amp; Maintenance</b>	<b>12,351</b>	<b>11,084</b>	<b>12,000</b>	<b>12,000</b>
76610 Leases - Copier	12,351	11,084	12,000	12,000
<b>2120 Court of Appeals</b>	<b>10,254</b>	<b>10,237</b>	<b>10,333</b>	<b>10,333</b>
<b>60 Salaries &amp; Fringe Benefits</b>	<b>10,254</b>	<b>10,237</b>	<b>10,333</b>	<b>10,333</b>
61300 Salary Supplements - Judges	8,372	8,350	8,372	8,372
62100 Retirement	1,242	1,248	1,320	1,320
62200 Social Security Tax	640	639	641	641
<b>2125 Specialty Courts</b>	<b>58,761</b>	<b>59,824</b>	<b>-</b>	<b>41,820</b>
<b>60 Salaries &amp; Fringe Benefits</b>	<b>58,102</b>	<b>59,280</b>	<b>-</b>	<b>40,120</b>
61100 Salaries - Assistants	42,925	43,933	-	32,500
62000 Group Insurance	5,575	5,550	-	-
62100 Retirement	6,364	6,564	-	5,130
62200 Social Security Tax	3,214	3,211	-	2,490
62970 Unemployment Insurance	24	22	-	-
<b>72 Education, Travel &amp; Uniforms</b>	<b>149</b>	<b>79</b>	<b>-</b>	<b>1,200</b>
72500 Education and Travel	149	79	-	1,200
<b>74 General Operating Expenses</b>	<b>354</b>	<b>250</b>	<b>-</b>	<b>500</b>
74000 Stationery and Supplies	104	-	-	-
74920 Awards, Recognition and Meetings	250	250	-	500
<b>76 Equipment / Vehicle Repairs &amp; Maintenance</b>	<b>156</b>	<b>215</b>	<b>-</b>	<b>-</b>
76000 Auto Expense - Mileage	156	215	-	-
<b>2130 47th District Court</b>	<b>327,990</b>	<b>349,803</b>	<b>389,149</b>	<b>389,824</b>
<b>60 Salaries &amp; Fringe Benefits</b>	<b>317,475</b>	<b>339,002</b>	<b>364,794</b>	<b>365,874</b>
61000 Salary Supplement - Judge	15,692	17,176	14,232	14,232
61100 Salaries - Assistants	217,559	225,389	230,064	230,064
61120 Salaries - Extra Help	6,127	12,908	17,500	17,500
61301 Salaries - Juvenile Board Supplement	3,621	3,693	3,768	3,768
62000 Group Insurance	21,271	23,675	36,540	37,620
62100 Retirement	35,138	36,791	41,860	41,860
62200 Social Security Tax	17,811	19,108	20,320	20,320
62960 Workers' Compensation Insurance	134	143	240	240
62970 Unemployment Insurance	122	119	270	270
<b>72 Education, Travel &amp; Uniforms</b>	<b>3,047</b>	<b>2,616</b>	<b>11,250</b>	<b>11,250</b>
72300 Uniforms	390	331	750	750
72500 Education and Travel	671	-	5,000	5,000
72501 Court Coordinator Training	994	461	2,000	2,000
72502 Court Reporter Training	-	1,824	2,000	2,000
72503 Bailiff Training	992	-	1,500	1,500

-- continued --

**Potter County, Texas  
General Fund  
Supplementary Schedule of Expenditures by Line Item  
2020-21**

	<b>Actual 2017-18</b>	<b>Actual 2018-19</b>	<b>Estimated 2019-20</b>	<b>Budget 2020-21</b>
<b>2130 47th District Court - continued</b>				
<b>74 General Operating Expenses</b>	<b>6,765</b>	<b>7,422</b>	<b>11,605</b>	<b>11,200</b>
74000 Stationery and Supplies	3,012	4,563	7,905	7,500
74100 Subscriptions	912	1,598	2,500	2,500
74200 Dues	573	175	1,200	1,200
74700 Non-capital Equipment	2,268	1,086	-	-
<b>76 Equipment / Vehicle Repairs &amp; Maintenance</b>	<b>703</b>	<b>763</b>	<b>1,500</b>	<b>1,500</b>
76600 Leases - Copier	703	763	1,500	1,500
<b>2140 108th District Court</b>	<b>357,846</b>	<b>371,026</b>	<b>387,581</b>	<b>389,824</b>
<b>60 Salaries &amp; Fringe Benefits</b>	<b>342,209</b>	<b>357,215</b>	<b>364,794</b>	<b>365,874</b>
61000 Salary Supplement - Judge	15,692	17,176	14,232	14,232
61100 Salaries - Assistants	216,839	224,478	230,064	230,064
61120 Salaries - Extra Help	20,336	19,939	17,500	17,500
61301 Salaries - Juvenile Board Supplement	3,621	3,693	3,768	3,768
62000 Group Insurance	31,647	35,366	36,540	37,620
62100 Retirement	35,048	36,766	41,860	41,860
62200 Social Security Tax	18,754	19,529	20,320	20,320
62960 Workers' Compensation Insurance	143	146	240	240
62970 Unemployment Insurance	129	122	270	270
<b>72 Education, Travel &amp; Uniforms</b>	<b>4,278</b>	<b>4,378</b>	<b>11,250</b>	<b>11,250</b>
72300 Uniforms	-	-	750	750
72500 Education and Travel	2,031	1,460	5,000	5,000
72501 Court Coordinator Training	-	-	2,000	2,000
72502 Court Reporter Training	1,698	2,883	2,000	2,000
72503 Bailiff Training	549	35	1,500	1,500
<b>74 General Operating Expenses</b>	<b>10,140</b>	<b>8,463</b>	<b>10,037</b>	<b>11,200</b>
74000 Stationery and Supplies	5,274	5,176	6,337	7,500
74100 Subscriptions	2,627	1,127	2,500	2,500
74200 Dues	1,020	570	1,200	1,200
74700 Non-capital Equipment	1,219	1,590	-	-
<b>76 Equipment / Vehicle Repairs &amp; Maintenance</b>	<b>1,219</b>	<b>970</b>	<b>1,500</b>	<b>1,500</b>
76600 Leases - Copier	1,219	970	1,500	1,500
<b>2150 181st District Court</b>	<b>331,321</b>	<b>349,102</b>	<b>389,007</b>	<b>389,824</b>
<b>60 Salaries &amp; Fringe Benefits</b>	<b>321,212</b>	<b>339,282</b>	<b>364,988</b>	<b>365,874</b>
61000 Salary Supplement - Judge	15,692	17,176	14,232	14,232
61100 Salaries - Assistants	217,516	237,085	230,228	230,064
61120 Salaries - Extra Help	15,703	7,566	17,500	17,500
61301 Salaries - Juvenile Board Supplement	3,621	3,693	3,768	3,768
62000 Group Insurance	14,467	15,180	36,540	37,620
62100 Retirement	35,131	38,538	41,880	41,860
62200 Social Security Tax	18,814	19,778	20,330	20,320
62960 Workers' Compensation Insurance	140	147	240	240
62970 Unemployment Insurance	128	119	270	270
<b>72 Education, Travel &amp; Uniforms</b>	<b>2,085</b>	<b>1,901</b>	<b>11,250</b>	<b>11,250</b>
72300 Uniforms	-	800	750	750
72500 Education and Travel	557	162	5,000	5,000
72501 Court Coordinator Training	986	-	2,000	2,000
72502 Court Reporter Training	265	689	2,000	2,000
72503 Bailiff Training	277	250	1,500	1,500

-- continued --



**Potter County, Texas  
General Fund  
Supplementary Schedule of Expenditures by Line Item  
2020-21**

	<b>Actual 2017-18</b>	<b>Actual 2018-19</b>	<b>Estimated 2019-20</b>	<b>Budget 2020-21</b>
<b>2150 181st District Court - continued</b>				
<b>74 General Operating Expenses</b>	<b>7,537</b>	<b>7,474</b>	<b>11,269</b>	<b>11,200</b>
74000 Stationery and Supplies	3,279	3,810	7,569	7,500
74100 Subscriptions	2,609	3,959	2,500	2,500
74200 Dues	430	(295)	1,200	1,200
74700 Non-capital Equipment	1,219	-	-	-
<b>76 Equipment / Vehicle Repairs &amp; Maintenance</b>	<b>487</b>	<b>445</b>	<b>1,500</b>	<b>1,500</b>
76600 Leases - Copier	487	445	1,500	1,500
<b>2160 251st District Court</b>	<b>357,522</b>	<b>355,532</b>	<b>390,780</b>	<b>389,824</b>
<b>60 Salaries &amp; Fringe Benefits</b>	<b>345,559</b>	<b>346,132</b>	<b>364,794</b>	<b>365,874</b>
61000 Salary Supplement - Judge	15,692	17,176	14,232	14,232
61100 Salaries - Assistants	219,498	225,270	230,064	230,064
61120 Salaries - Extra Help	21,693	8,592	17,500	17,500
61301 Salaries - Juvenile Board Supplement	3,621	3,693	3,768	3,768
62000 Group Insurance	29,776	35,100	36,540	37,620
62100 Retirement	35,418	36,959	41,860	41,860
62200 Social Security Tax	19,584	19,085	20,320	20,320
62960 Workers' Compensation Insurance	145	140	240	240
62970 Unemployment Insurance	132	117	270	270
<b>72 Education, Travel &amp; Uniforms</b>	<b>5,218</b>	<b>2,675</b>	<b>11,250</b>	<b>11,250</b>
72300 Uniforms	1,239	743	750	750
72500 Education and Travel	151	100	5,000	5,000
72501 Court Coordinator Training	1,241	434	2,000	2,000
72502 Court Reporter Training	463	1,190	2,000	2,000
72503 Bailiff Training	2,124	208	1,500	1,500
<b>74 General Operating Expenses</b>	<b>5,962</b>	<b>5,921</b>	<b>13,236</b>	<b>11,200</b>
74000 Stationery and Supplies	3,444	4,423	9,536	7,500
74100 Subscriptions	559	283	2,500	2,500
74200 Dues	740	1,215	1,200	1,200
74700 Non-capital Equipment	1,219	-	-	-
<b>76 Equipment / Vehicle Repairs &amp; Maintenance</b>	<b>783</b>	<b>804</b>	<b>1,500</b>	<b>1,500</b>
76600 Leases - Copier	783	804	1,500	1,500
<b>2170 320th District Court</b>	<b>306,262</b>	<b>372,635</b>	<b>387,244</b>	<b>389,824</b>
<b>60 Salaries &amp; Fringe Benefits</b>	<b>295,676</b>	<b>357,512</b>	<b>364,794</b>	<b>365,874</b>
61000 Salary Supplement - Judge	15,692	16,856	14,232	14,232
61100 Salaries - Assistants	159,127	226,942	230,064	230,064
61120 Salaries - Extra Help	42,641	25,987	17,500	17,500
61301 Salaries - Juvenile Board Supplement	3,621	3,709	3,768	3,768
62000 Group Insurance	31,627	26,725	36,540	37,620
62100 Retirement	26,470	36,908	41,860	41,860
62200 Social Security Tax	16,267	20,106	20,320	20,320
62960 Workers' Compensation Insurance	121	152	240	240
62970 Unemployment Insurance	110	127	270	270
<b>72 Education, Travel &amp; Uniforms</b>	<b>2,941</b>	<b>2,341</b>	<b>11,250</b>	<b>11,250</b>
72300 Uniforms	-	524	750	750
72500 Education and Travel	-	60	5,000	5,000
72501 Court Coordinator Training	1,262	901	2,000	2,000
72502 Court Reporter Training	1,600	-	2,000	2,000
72503 Bailiff Training	79	856	1,500	1,500

-- continued --

**Potter County, Texas  
General Fund  
Supplementary Schedule of Expenditures by Line Item  
2020-21**

	<u>Actual 2017-18</u>	<u>Actual 2018-19</u>	<u>Estimated 2019-20</u>	<u>Budget 2020-21</u>
<b>2170 320th District Court - continued</b>				
<b>74 General Operating Expenses</b>	<b>6,614</b>	<b>11,953</b>	<b>9,700</b>	<b>11,200</b>
74000 Stationery and Supplies	3,923	8,297	6,000	7,500
74100 Subscriptions	1,027	569	2,500	2,500
74200 Dues	445	655	1,200	1,200
74700 Non-capital Equipment	1,219	2,432	-	-
<b>76 Equipment / Vehicle Repairs &amp; Maintenance</b>	<b>1,031</b>	<b>829</b>	<b>1,500</b>	<b>1,500</b>
76600 Leases - Copier	1,031	829	1,500	1,500
<b>2175 Associate Judge Child Support</b>	<b>187</b>	<b>3,211</b>	<b>1,497</b>	<b>1,500</b>
<b>74 General Operating Expenses</b>	<b>187</b>	<b>3,211</b>	<b>1,497</b>	<b>1,500</b>
74000 Stationery and Supplies	187	988	1,497	1,500
74700 Non-capital Equipment	-	2,223	-	-
<b>2185 Associate Judge Child Protection</b>	<b>106</b>	<b>176</b>	<b>33,231</b>	<b>18,231</b>
<b>60 Salaries &amp; Fringe Benefits</b>	<b>-</b>	<b>-</b>	<b>31,231</b>	<b>16,231</b>
61120 Salaries - Extra Help	-	-	25,000	10,000
62100 Retirement	-	-	3,940	3,940
62200 Social Security Tax	-	-	1,913	1,913
62960 Workers' Compensation Insurance	-	-	353	353
62970 Unemployment Insurance	-	-	25	25
<b>74 General Operating Expenses</b>	<b>106</b>	<b>176</b>	<b>2,000</b>	<b>2,000</b>
74000 Stationery and Supplies	106	176	2,000	2,000
74700 Non-capital Equipment	-	-	-	-
<b>2190 County Court at Law #1</b>	<b>557,045</b>	<b>535,847</b>	<b>574,107</b>	<b>575,547</b>
<b>60 Salaries &amp; Fringe Benefits</b>	<b>550,580</b>	<b>521,601</b>	<b>556,357</b>	<b>557,797</b>
61000 Salary - Judge	75,388	76,401	79,468	79,468
61100 Salaries - Assistants	240,301	232,865	228,621	228,621
61120 Salaries - Extra Help	3,778	2,581	8,000	8,000
61300 Salary - State Supplement	83,800	84,377	84,000	84,000
61301 Salaries - Juvenile Board Supplement	3,621	3,709	3,768	3,768
61302 Salaries - Visiting Judges	7,818	1,987	8,000	8,000
62000 Group Insurance	47,430	33,553	48,720	50,160
62100 Retirement	59,782	58,240	63,650	63,650
62200 Social Security Tax	28,275	27,529	31,510	31,510
62960 Workers' Compensation Insurance	249	241	380	380
62970 Unemployment Insurance	138	118	240	240
<b>72 Education, Travel &amp; Uniforms</b>	<b>2,924</b>	<b>3,265</b>	<b>9,650</b>	<b>9,650</b>
72300 Uniforms	515	302	650	650
72500 Education and Travel	-	60	3,000	3,000
72501 Court Coordinator Training	801	1,356	2,000	2,000
72502 Court Reporter Training	1,608	1,512	2,000	2,000
72503 Bailiff Training	-	35	2,000	2,000
<b>74 General Operating Expenses</b>	<b>2,980</b>	<b>10,499</b>	<b>7,500</b>	<b>7,500</b>
74000 Stationery and Supplies	2,540	7,326	5,500	5,500
74100 Subscriptions	230	337	1,000	1,000
74200 Dues	210	680	1,000	1,000
74700 Non-capital Equipment	-	2,156	-	-
<b>76 Equipment / Vehicle Repairs &amp; Maintenance</b>	<b>561</b>	<b>482</b>	<b>600</b>	<b>600</b>
76600 Leases - Copier	561	482	600	600

**Potter County, Texas**  
**General Fund**  
**Supplementary Schedule of Expenditures by Line Item**  
**2020-21**

	<b>Actual 2017-18</b>	<b>Actual 2018-19</b>	<b>Estimated 2019-20</b>	<b>Budget 2020-21</b>
<b>2200 County Court at Law #2</b>	<b>524,814</b>	<b>527,090</b>	<b>573,907</b>	<b>575,547</b>
<b>60 Salaries &amp; Fringe Benefits</b>	<b>517,456</b>	<b>510,757</b>	<b>556,357</b>	<b>557,797</b>
61000 Salary - Judge	75,388	71,407	79,468	79,468
61100 Salaries - Assistants	224,179	224,476	228,621	228,621
61120 Salaries - Extra Help	1,627	3,833	8,000	8,000
61300 Salary - State Supplement	83,800	77,054	84,000	84,000
61301 Salaries - Juvenile Board Supplement	3,621	3,387	3,768	3,768
61302 Salaries - Visiting Judges	2,611	4,637	8,000	8,000
62000 Group Insurance	42,170	42,206	48,720	50,160
62100 Retirement	57,406	56,223	63,650	63,650
62200 Social Security Tax	26,294	27,187	31,510	31,510
62960 Workers' Compensation Insurance	235	231	380	380
62970 Unemployment Insurance	125	116	240	240
<b>72 Education, Travel &amp; Uniforms</b>	<b>2,965</b>	<b>5,504</b>	<b>9,650</b>	<b>9,650</b>
72300 Uniforms	234	462	650	650
72500 Education and Travel	352	1,011	3,000	3,000
72501 Court Coordinator Training	1,900	1,941	2,000	2,000
72502 Court Reporter Training	-	1,400	2,000	2,000
72503 Bailiff Training	479	690	2,000	2,000
<b>74 General Operating Expenses</b>	<b>4,260</b>	<b>10,671</b>	<b>7,500</b>	<b>7,500</b>
74000 Stationery and Supplies	3,220	5,153	5,500	5,500
74100 Subscriptions	525	105	1,000	1,000
74200 Dues	515	670	1,000	1,000
74700 Non-capital Equipment	-	4,743	-	-
<b>76 Equipment / Vehicle Repairs &amp; Maintenance</b>	<b>133</b>	<b>158</b>	<b>400</b>	<b>600</b>
76600 Leases - Copier	133	158	400	600
<b>2210 Justice of the Peace, Precinct #1</b>	<b>289,206</b>	<b>295,445</b>	<b>323,426</b>	<b>325,108</b>
<b>60 Salaries &amp; Fringe Benefits</b>	<b>261,583</b>	<b>264,850</b>	<b>290,108</b>	<b>291,548</b>
61000 Salary - Judge	75,976	78,652	80,287	80,287
61100 Salaries - Assistants	105,205	101,681	115,061	115,061
61120 Salaries - Extra Help	-	4,069	-	-
62000 Group Insurance	40,388	39,923	48,720	50,160
62100 Retirement	26,946	27,098	30,790	30,790
62200 Social Security Tax	12,901	13,263	14,950	14,950
62960 Workers' Compensation Insurance	109	111	180	180
62970 Unemployment Insurance	58	53	120	120
<b>72 Education, Travel &amp; Uniforms</b>	<b>592</b>	<b>881</b>	<b>3,500</b>	<b>3,500</b>
72500 Education and Travel	592	881	3,500	3,500
<b>73 Contract Services</b>	<b>17,292</b>	<b>15,487</b>	<b>17,000</b>	<b>17,000</b>
73675 Software Maintenance	17,292	15,487	17,000	17,000
<b>74 General Operating Expenses</b>	<b>8,587</b>	<b>12,877</b>	<b>11,595</b>	<b>11,760</b>
74000 Stationery and Supplies	7,803	12,087	10,530	10,530
74100 Subscriptions	29	-	275	400
74200 Dues	275	310	310	350
74550 Cell Phones & Allowances	480	480	480	480
74700 Non-capital Equipment	-	-	-	-
<b>76 Equipment / Vehicle Repairs &amp; Maintenance</b>	<b>1,152</b>	<b>1,350</b>	<b>1,223</b>	<b>1,300</b>
76600 Leases - Copier	1,152	1,350	1,223	1,300

**Potter County, Texas**  
**General Fund**  
**Supplementary Schedule of Expenditures by Line Item**  
**2020-21**

	<b>Actual 2017-18</b>	<b>Actual 2018-19</b>	<b>Estimated 2019-20</b>	<b>Budget 2020-21</b>
<b>2220 Justice of the Peace, Precinct #2</b>	<b>240,784</b>	<b>240,699</b>	<b>263,753</b>	<b>265,033</b>
<b>60 Salaries &amp; Fringe Benefits</b>	<b>213,018</b>	<b>211,695</b>	<b>233,083</b>	<b>234,163</b>
61000 Salary - Judge	75,976	77,189	80,287	80,287
61100 Salaries - Assistants	73,347	81,065	78,776	78,776
62000 Group Insurance	30,764	17,788	36,540	37,620
62100 Retirement	22,222	23,714	25,070	25,070
62200 Social Security Tax	10,579	11,804	12,170	12,170
62960 Workers' Compensation Insurance	90	95	150	150
62970 Unemployment Insurance	40	40	90	90
<b>72 Education, Travel &amp; Uniforms</b>	<b>3,234</b>	<b>2,300</b>	<b>3,500</b>	<b>3,500</b>
72500 Education and Travel	3,234	2,300	3,500	3,500
<b>73 Contract Services</b>	<b>17,292</b>	<b>15,487</b>	<b>17,000</b>	<b>17,000</b>
73675 Software Maintenance	17,292	15,487	17,000	17,000
<b>74 General Operating Expenses</b>	<b>6,331</b>	<b>10,270</b>	<b>9,170</b>	<b>9,070</b>
74000 Stationery and Supplies	5,460	9,324	7,840	7,840
74100 Subscriptions	36	374	400	400
74200 Dues	355	95	450	350
74550 Cell Phones & Allowances	480	477	480	480
74700 Non-capital Equipment	-	-	-	-
<b>76 Equipment / Vehicle Repairs &amp; Maintenance</b>	<b>909</b>	<b>947</b>	<b>1,000</b>	<b>1,300</b>
76600 Leases - Copier	909	947	1,000	1,300
<b>2230 Justice of the Peace, Precinct #3</b>	<b>291,590</b>	<b>303,290</b>	<b>331,896</b>	<b>332,696</b>
<b>60 Salaries &amp; Fringe Benefits</b>	<b>260,252</b>	<b>272,890</b>	<b>295,026</b>	<b>296,466</b>
61000 Salary - Judge	75,976	78,652	80,287	80,287
61100 Salaries - Assistants	110,804	116,023	118,979	118,979
62000 Group Insurance	31,785	34,558	48,720	50,160
62100 Retirement	27,778	29,156	31,410	31,410
62200 Social Security Tax	13,736	14,326	15,250	15,250
62960 Workers' Compensation Insurance	112	117	180	180
62970 Unemployment Insurance	61	58	200	200
<b>72 Education, Travel &amp; Uniforms</b>	<b>3,499</b>	<b>2,202</b>	<b>3,500</b>	<b>3,500</b>
72500 Education and Travel	3,499	2,202	3,500	3,500
<b>73 Contract Services</b>	<b>17,292</b>	<b>15,487</b>	<b>17,000</b>	<b>17,000</b>
73675 Software Maintenance	17,292	15,487	17,000	17,000
<b>74 General Operating Expenses</b>	<b>8,428</b>	<b>10,587</b>	<b>13,870</b>	<b>13,230</b>
74000 Stationery and Supplies	6,954	9,683	12,340	12,000
74100 Subscriptions	684	114	700	400
74200 Dues	310	310	350	350
74550 Cell Phones & Allowances	480	480	480	480
<b>76 Equipment / Vehicle Repairs &amp; Maintenance</b>	<b>2,119</b>	<b>2,124</b>	<b>2,500</b>	<b>2,500</b>
76600 Leases - Copier	2,119	2,124	2,500	2,500
<b>2240 Justice of the Peace, Precinct #4</b>	<b>233,996</b>	<b>240,420</b>	<b>263,445</b>	<b>264,685</b>
<b>60 Salaries &amp; Fringe Benefits</b>	<b>203,750</b>	<b>214,217</b>	<b>233,085</b>	<b>234,155</b>
61000 Salary - Judge	75,976	78,652	80,287	80,287
61100 Salaries - Assistants	73,349	77,147	78,778	78,778
61120 Salaries - Extra Help	-	-	-	-
62000 Group Insurance	21,271	23,676	36,540	37,620
62100 Retirement	22,222	23,348	25,070	25,070
62200 Social Security Tax	10,802	11,261	12,170	12,170
62960 Workers' Compensation Insurance	90	94	150	150
62970 Unemployment Insurance	40	39	90	80

-- continued --

**Potter County, Texas  
General Fund  
Supplementary Schedule of Expenditures by Line Item  
2020-21**

	<b>Actual 2017-18</b>	<b>Actual 2018-19</b>	<b>Estimated 2019-20</b>	<b>Budget 2020-21</b>
<b>2240 Justice of the Peace, Precinct #4 -continued</b>				
<b>72 Education, Travel &amp; Uniforms</b>	<b>3,275</b>	<b>2,026</b>	<b>3,500</b>	<b>3,500</b>
72500 Education and Travel	3,275	2,026	3,500	3,500
<b>73 Contract Services</b>	<b>17,292</b>	<b>15,487</b>	<b>17,000</b>	<b>17,000</b>
73675 Software Maintenance	17,292	15,487	17,000	17,000
<b>74 General Operating Expenses</b>	<b>8,607</b>	<b>7,574</b>	<b>8,660</b>	<b>8,730</b>
74000 Stationery and Supplies	7,761	6,889	7,500	7,500
74100 Subscriptions	161	-	400	400
74200 Dues	205	205	280	350
74550 Cell Phones & Allowances	480	480	480	480
74700 Non-capital Equipment	-	-	-	-
<b>76 Equipment / Vehicle Repairs &amp; Maintenance</b>	<b>1,072</b>	<b>1,116</b>	<b>1,200</b>	<b>1,300</b>
76600 Leases - Copier	1,072	1,116	1,200	1,300
<b>2250 Jury and Jury Related</b>	<b>304,632</b>	<b>319,563</b>	<b>367,268</b>	<b>370,398</b>
<b>60 Salaries &amp; Fringe Benefits</b>	<b>160,784</b>	<b>185,223</b>	<b>202,268</b>	<b>203,348</b>
61100 Salaries - Assistants	101,982	118,470	128,568	128,568
61160 Salaries - Grand Jury Bailiff	5,500	5,000	5,500	5,500
62000 Group Insurance	30,372	35,185	36,540	37,620
62100 Retirement	15,126	17,744	21,130	21,130
62200 Social Security Tax	7,680	8,688	10,260	10,260
62960 Workers' Compensation Insurance	65	74	130	130
62970 Unemployment Insurance	59	62	140	140
<b>72 Education, Travel &amp; Uniforms</b>	<b>-</b>	<b>-</b>	<b>2,500</b>	<b>2,500</b>
72500 Education and Travel	-	-	2,500	2,500
<b>73 Contract Services</b>	<b>85,869</b>	<b>92,809</b>	<b>116,685</b>	<b>117,050</b>
73675 Software Maintenance	4,975	6,313	8,685	9,050
73800 Jury Board	3,320	3,022	3,000	3,000
73811 Salary - Grand Jurors	19,030	22,080	25,000	25,000
73812 Salary - Petit Jury	58,544	61,394	80,000	80,000
<b>74 General Operating Expenses</b>	<b>54,094</b>	<b>38,125</b>	<b>41,815</b>	<b>43,500</b>
74000 Stationery and Supplies	23,087	4,060	6,815	8,500
74010 Postage	31,007	34,065	35,000	35,000
74700 Non-capital Equipment	-	-	-	-
<b>76 Equipment / Vehicle Repairs &amp; Maintenance</b>	<b>3,885</b>	<b>3,406</b>	<b>4,000</b>	<b>4,000</b>
76600 Leases - Copier	3,885	3,406	4,000	4,000
<b>2260 County Attorney</b>	<b>2,501,845</b>	<b>2,492,307</b>	<b>2,739,406</b>	<b>2,718,007</b>
<b>60 Salaries &amp; Fringe Benefits</b>	<b>2,392,433</b>	<b>2,383,611</b>	<b>2,604,576</b>	<b>2,616,927</b>
61000 Salary - County Attorney	99,629	102,773	104,900	104,900
61100 Salaries - Assistants	1,594,105	1,573,259	1,678,487	1,678,487
61120 Salaries - Extra Staffing	-	756	5,000	-
61150 Salaries - State Mandated Longevity	12,737	10,238	12,200	12,200
61300 Salaries - State Supplements	35,000	35,729	35,000	42,000
62000 Group Insurance	258,889	273,437	328,860	338,580
62100 Retirement	259,544	255,802	289,294	289,610
62200 Social Security Tax	126,209	124,426	140,425	140,580
62960 Workers' Compensation Insurance	5,439	6,400	8,676	8,830
62970 Unemployment Insurance	881	791	1,734	1,740
<b>72 Education, Travel &amp; Uniforms</b>	<b>34,077</b>	<b>27,155</b>	<b>32,800</b>	<b>20,000</b>
72300 Uniforms	6,293	-	1,300	-
72500 Education and Travel	27,110	24,611	31,500	20,000
72505 Education and Travel - State Allocation	674	2,544	-	-

-- continued --

**Potter County, Texas  
General Fund  
Supplementary Schedule of Expenditures by Line Item  
2020-21**

	<b>Actual 2017-18</b>	<b>Actual 2018-19</b>	<b>Estimated 2019-20</b>	<b>Budget 2020-21</b>
<b>2260 County Attorney - continued</b>				
<b>73 Contract Services</b>	<b>36,421</b>	<b>33,543</b>	<b>38,550</b>	<b>30,700</b>
73350 Medical Services	12,065	10,270	13,000	-
73400 Witness Expense	-	-	400	350
73410 Victim Assistance Expense	-	-	400	350
73500 Sheriff Fees	799	363	250	-
73675 Software Maintenance	23,557	22,910	24,500	30,000
<b>74 General Operating Expenses</b>	<b>33,804</b>	<b>43,843</b>	<b>44,980</b>	<b>38,880</b>
74000 Stationery and Supplies	17,664	26,145	25,100	18,000
74100 Subscriptions	11,340	12,357	15,000	13,000
74200 Dues	4,320	4,861	4,400	5,000
74550 Cell Phones & Allowances	480	480	480	2,880
74700 Non-capital Equipment	-	-	-	-
<b>76 Equipment / Vehicle Repairs &amp; Maintenance</b>	<b>5,110</b>	<b>4,155</b>	<b>18,500</b>	<b>11,500</b>
76000 Auto Mileage and Car Expense	539	987	12,000	8,000
76600 Leases - Copier	4,571	3,168	6,500	3,500
<b>2270 District Attorney</b>	<b>3,405,228</b>	<b>3,403,353</b>	<b>3,849,659</b>	<b>3,778,195</b>
<b>60 Salaries &amp; Fringe Benefits</b>	<b>3,162,642</b>	<b>3,195,261</b>	<b>3,596,465</b>	<b>3,605,475</b>
61000 Salary Supplement - District Attorney	31,554	33,351	34,068	34,068
61100 Salaries - Assistants	2,255,465	2,259,661	2,493,427	2,493,427
61120 Salaries - Extra Staffing	5,106	5,819	-	-
61150 Salaries - State Mandated Longevity	32,200	28,266	32,900	30,000
61300 Salaries - State Supplement	3,640	3,336	-	-
62000 Group Insurance	309,381	336,149	426,300	438,900
62100 Retirement	347,830	348,793	403,520	403,070
62200 Social Security Tax	171,797	171,244	195,880	195,650
62960 Workers' Compensation Insurance	4,415	7,493	7,840	7,830
62970 Unemployment Insurance	1,254	1,149	2,530	2,530
<b>72 Education, Travel &amp; Uniforms</b>	<b>36,072</b>	<b>34,669</b>	<b>32,000</b>	<b>32,000</b>
72300 Uniforms	7,192	-	-	-
72500 Education and Travel	28,880	32,882	32,000	32,000
72505 Education and Travel - State Allocation	-	1,787	-	-
<b>73 Contract Services</b>	<b>130,254</b>	<b>103,943</b>	<b>142,474</b>	<b>62,000</b>
73350 Medical Services	94,592	40,841	75,000	-
73400 Witness Expense	11,515	4,116	30,000	30,000
73500 Sheriff Fees	590	(372)	2,000	2,000
73675 Software Maintenance	23,557	59,358	35,474	30,000
<b>74 General Operating Expenses</b>	<b>64,529</b>	<b>57,644</b>	<b>64,220</b>	<b>64,220</b>
74000 Stationery and Supplies	31,288	29,867	31,470	31,470
74100 Subscriptions	16,683	10,949	13,000	13,000
74200 Dues	7,662	7,039	8,000	8,000
74550 Cell Phones & Allowances	7,799	7,812	8,000	8,000
74700 Non-capital Equipment	-	376	-	-
74930 Investigative Fund	1,097	1,601	3,750	3,750
<b>76 Equipment / Vehicle Repairs &amp; Maintenance</b>	<b>11,731</b>	<b>11,836</b>	<b>14,500</b>	<b>14,500</b>
76000 Auto Mileage and Car Expense	4,937	5,290	4,500	4,500
76600 Leases - Copier	6,794	6,546	10,000	10,000
<b>2275 Bail Bond Board Administration</b>	<b>1,642</b>	<b>-</b>	<b>2,000</b>	<b>2,000</b>
<b>72 Education, Travel &amp; Uniforms</b>	<b>750</b>	<b>-</b>	<b>1,500</b>	<b>1,500</b>
72500 Education and Travel	750	-	1,500	1,500
<b>74 General Operating Expenses</b>	<b>892</b>	<b>-</b>	<b>500</b>	<b>500</b>
74000 Stationery & Supplies	892	-	500	500

**Potter County, Texas**  
**General Fund**  
**Supplementary Schedule of Expenditures by Line Item**  
**2020-21**

	Actual 2017-18	Actual 2018-19	Estimated 2019-20	Budget 2020-21
<b>2280 General Judicial</b>	<b>2,674,306</b>	<b>2,959,898</b>	<b>3,728,444</b>	<b>3,683,002</b>
<b>73 Contract Services</b>	<b>2,546,119</b>	<b>2,760,547</b>	<b>2,992,500</b>	<b>3,044,000</b>
73000 Court Appointed Attorneys	2,377,746	2,582,628	2,750,000	2,800,000
73010 Investigator Fees	9,144	15,898	25,000	25,000
73025 Interpreter Fees	27,877	28,085	45,000	40,000
73085 Mediation Fee	3,850	7,050	7,500	7,500
73350 Medical Services	40,198	50,589	50,000	75,000
73100 Court Reporters	65,184	60,817	90,000	75,000
73400 Witness Expense	7,500	2,200	10,000	6,500
73560 Contract Services - Magistrate	14,620	13,280	15,000	15,000
<b>74 General Operating Expenses</b>	<b>65,143</b>	<b>73,788</b>	<b>91,738</b>	<b>94,796</b>
74000 Stationery & Supplies	-	10	-	-
74100 Legal Server Subscriptions	52,337	60,972	78,928	81,296
74200 Dues	12,806	12,806	12,810	13,500
<b>79 Other Expenditures</b>	<b>63,044</b>	<b>125,563</b>	<b>644,206</b>	<b>544,206</b>
79810 Visiting Judge	1,062	813	15,000	15,000
79812 Change of Venue	-	-	80,000	80,000
79815 Capital/Civil Commitment Cases	949	63,717	500,000	400,000
79816 Public Defender for Capital Cases	61,033	61,033	49,206	49,206
<b>Public Safety / Public Service</b>	<b>9,728,084</b>	<b>11,166,583</b>	<b>12,279,555</b>	<b>12,522,051</b>
<b>3100 Forensic Science Lab</b>	<b>461,076</b>	<b>446,181</b>	<b>497,500</b>	<b>509,500</b>
<b>73 Contract Services</b>	<b>461,076</b>	<b>446,181</b>	<b>497,500</b>	<b>509,500</b>
73300 Toxicology Services	750	1,300	2,500	2,500
73530 Body Transportation	63,446	60,431	70,000	107,000
73560 Contract Services - Autopsies	396,880	384,450	425,000	400,000
<b>3110 Constable, Precinct #1</b>	<b>85,495</b>	<b>89,864</b>	<b>94,347</b>	<b>99,847</b>
<b>60 Salaries &amp; Fringe Benefits</b>	<b>74,612</b>	<b>78,552</b>	<b>81,179</b>	<b>81,542</b>
61000 Salary - Constable	51,935	54,136	55,269	55,272
62000 Group Insurance	10,542	11,742	12,180	12,540
62100 Retirement	7,775	8,160	8,720	8,720
62200 Social Security Tax	3,867	4,031	4,230	4,230
62960 Workers' Compensation Insurance	493	483	780	780
<b>72 Education, Travel &amp; Uniforms</b>	<b>3,717</b>	<b>2,612</b>	<b>4,000</b>	<b>4,000</b>
72300 Uniforms	2,255	503	1,000	1,000
72500 Education and Travel	433	1,685	3,000	3,000
72505 Education and Travel - State	1,029	424	-	-
<b>73 Contract Services</b>	<b>1,199</b>	<b>1,199</b>	<b>1,250</b>	<b>1,250</b>
73675 Software Maintenance	1,199	1,199	1,250	1,250
<b>74 General Operating Expenses</b>	<b>3,277</b>	<b>3,426</b>	<b>3,218</b>	<b>9,055</b>
74000 Stationery & Supplies	1,059	697	750	750
74060 Ammunition	-	465	500	500
74100 Subscriptions	1,638	1,624	818	500
74200 Dues	100	160	170	225
74550 Cell Phones & Allowances	480	480	480	480
74700 Non-Capital Equipment	-	-	-	6,100
74830 Radio Service	-	-	500	500
<b>76 Equipment / Vehicle Repairs &amp; Maintenance</b>	<b>2,690</b>	<b>4,075</b>	<b>4,700</b>	<b>4,000</b>
76000 Auto Expense	2,690	4,075	4,700	4,000

**Potter County, Texas  
General Fund  
Supplementary Schedule of Expenditures by Line Item  
2020-21**

	<b>Actual 2017-18</b>	<b>Actual 2018-19</b>	<b>Estimated 2019-20</b>	<b>Budget 2020-21</b>
<b>3120 Constable, Precinct #2</b>	<b>88,443</b>	<b>92,372</b>	<b>95,865</b>	<b>94,922</b>
<b>60 Salaries &amp; Fringe Benefits</b>	<b>74,388</b>	<b>78,308</b>	<b>81,179</b>	<b>81,542</b>
61000 Salary - Constable	51,935	54,136	55,269	55,272
62000 Group Insurance	10,542	11,742	12,180	12,540
62100 Retirement	7,775	8,160	8,720	8,720
62200 Social Security Tax	3,643	3,787	4,230	4,230
62960 Workers' Compensation Insurance	493	483	780	780
<b>72 Education, Travel &amp; Uniforms</b>	<b>5,456</b>	<b>4,453</b>	<b>4,250</b>	<b>4,000</b>
72300 Uniforms	2,161	512	1,250	1,000
72500 Education and Travel	3,031	3,850	3,000	3,000
72505 Education and Travel - State	264	91	-	-
<b>73 Contract Services</b>	<b>1,199</b>	<b>1,199</b>	<b>1,248</b>	<b>1,250</b>
73675 Software Maintenance	1,199	1,199	1,248	1,250
<b>74 General Operating Expenses</b>	<b>3,335</b>	<b>4,629</b>	<b>4,188</b>	<b>4,130</b>
74000 Stationery & Supplies	674	556	700	750
74060 Ammunition	-	500	500	500
74100 Subscriptions	440	506	808	500
74200 Dues	100	160	200	400
74550 Cell Phones & Allowances	480	480	480	480
74870 Community Crime Prevention & Education	1,641	2,427	1,500	1,500
<b>76 Equipment / Vehicle Repairs &amp; Maintenance</b>	<b>4,065</b>	<b>3,783</b>	<b>5,000</b>	<b>4,000</b>
76000 Auto Expense	4,065	3,783	5,000	4,000
<b>3130 Constable, Precinct #3</b>	<b>87,278</b>	<b>89,979</b>	<b>94,977</b>	<b>100,772</b>
<b>60 Salaries &amp; Fringe Benefits</b>	<b>74,586</b>	<b>78,465</b>	<b>81,179</b>	<b>81,542</b>
61000 Salary - Constable	51,935	54,136	55,269	55,272
62000 Group Insurance	10,542	11,742	12,180	12,540
62100 Retirement	7,775	8,160	8,720	8,720
62200 Social Security Tax	3,841	3,944	4,230	4,230
62960 Workers' Compensation Insurance	493	483	780	780
<b>72 Education, Travel &amp; Uniforms</b>	<b>3,561</b>	<b>2,254</b>	<b>2,700</b>	<b>4,000</b>
72300 Uniforms	1,247	437	1,200	1,000
72500 Education and Travel	1,400	1,817	1,500	3,000
72505 Education and Travel - State	914	-	-	-
<b>73 Contract Services</b>	<b>1,199</b>	<b>1,199</b>	<b>1,400</b>	<b>1,250</b>
73675 Software Maintenance	1,199	1,199	1,400	1,250
<b>74 General Operating Expenses</b>	<b>5,385</b>	<b>5,863</b>	<b>4,698</b>	<b>9,980</b>
74000 Stationery & Supplies	3,153	646	1,250	1,500
74060 Ammunition	-	489	500	500
74100 Subscriptions	1,551	1,623	618	500
74200 Dues	153	100	150	400
74500 Cell Phones & Allowances	480	480	480	480
74700 Non-capital Equipment	-	2,473	1,500	6,100
74830 Radio Service	48	52	200	500
<b>76 Equipment / Vehicle Repairs &amp; Maintenance</b>	<b>2,547</b>	<b>2,198</b>	<b>5,000</b>	<b>4,000</b>
76000 Auto Expense	2,547	2,198	5,000	4,000



**Potter County, Texas  
General Fund  
Supplementary Schedule of Expenditures by Line Item  
2020-21**

	<b>Actual 2017-18</b>	<b>Actual 2018-19</b>	<b>Estimated 2019-20</b>	<b>Budget 2020-21</b>
<b>3140 Constable, Precinct #4</b>	<b>87,929</b>	<b>91,388</b>	<b>94,745</b>	<b>101,022</b>
<b>60 Salaries &amp; Fringe Benefits</b>	<b>74,541</b>	<b>78,484</b>	<b>81,179</b>	<b>81,542</b>
61000 Salary - Constable	51,935	54,136	55,269	55,272
62000 Group Insurance	10,542	11,742	12,180	12,540
62100 Retirement	7,775	8,160	8,720	8,720
62200 Social Security Tax	3,796	3,963	4,230	4,230
62960 Workers' Compensation Insurance	493	483	780	780
<b>72 Education, Travel &amp; Uniforms</b>	<b>4,938</b>	<b>4,656</b>	<b>4,000</b>	<b>4,000</b>
72300 Uniforms	1,672	428	1,000	1,000
72500 Education and Travel	2,500	3,388	3,000	3,000
72505 Education and Travel - State	766	840	-	-
<b>73 Contract Services</b>	<b>1,199</b>	<b>1,199</b>	<b>1,248</b>	<b>1,250</b>
73675 Software Maintenance	1,199	1,199	1,248	1,250
<b>74 General Operating Expenses</b>	<b>4,271</b>	<b>4,938</b>	<b>4,318</b>	<b>10,230</b>
74000 Stationery & Supplies	880	1,230	700	750
74060 Ammunition	-	-	500	500
74100 Subscriptions	1,638	1,623	818	500
74200 Dues	250	270	320	400
74550 Cell Phones & Allowances	480	480	480	480
74700 Non-capital Equipment	-	-	-	6,100
74870 Community Crime Prevention & Education	1,023	1,335	1,500	1,500
<b>76 Equipment / Vehicle Repairs &amp; Maintenance</b>	<b>2,980</b>	<b>2,111</b>	<b>4,000</b>	<b>4,000</b>
76000 Auto Expense	2,980	2,111	4,000	4,000
<b>3160 Sheriff - Enforcement</b>	<b>7,245,016</b>	<b>8,542,293</b>	<b>9,182,696</b>	<b>9,303,986</b>
<b>60 Salaries &amp; Fringe Benefits</b>	<b>6,532,588</b>	<b>7,853,898</b>	<b>8,364,825</b>	<b>8,445,816</b>
61000 Salary - Sheriff	117,318	120,812	123,309	123,312
61100 Salaries - Assistants	4,465,102	5,321,449	5,497,146	5,534,014
61121 Salaries - Staffing	92,122	125,203	130,000	130,000
62000 Group Insurance	785,919	1,005,526	1,181,460	1,216,380
62100 Retirement	693,637	832,781	906,280	912,090
62200 Social Security Tax	335,026	399,113	439,910	442,740
62960 Workers' Compensation Insurance	40,945	46,308	81,090	81,610
62970 Unemployment Insurance	2,519	2,706	5,630	5,670
<b>72 Education, Travel &amp; Uniforms</b>	<b>151,631</b>	<b>110,258</b>	<b>133,500</b>	<b>120,000</b>
72300 Uniforms	95,242	37,035	68,500	55,000
72500 Education and Travel	49,812	66,890	65,000	65,000
72505 Education and Travel - State Allocation	6,577	6,333	-	-
<b>73 Contract Services</b>	<b>168,748</b>	<b>177,820</b>	<b>195,450</b>	<b>243,700</b>
73350 Medical Services	1,166	2,494	3,000	3,000
73540 Media & Hiring	7,863	9,796	15,000	15,000
73675 Software Maintenance	159,719	165,530	177,450	225,700
<b>74 General Operating Expenses</b>	<b>131,380</b>	<b>116,691</b>	<b>158,921</b>	<b>162,470</b>
74000 Stationery and Supplies	28,834	30,634	28,920	30,000
74010 Postage	2,476	2,711	5,000	5,000
74060 Ammunition	27,620	36,131	35,000	35,000
74100 Subscriptions	2,497	321	6,679	3,500
74200 Dues	755	620	950	950
74340 Copier & ID Supplies	6,340	4,454	5,000	5,000
74430 Maintenance Supplies	3,451	1,476	3,500	3,500
74450 Grounds Maintenance	-	3,762	5,000	5,000
74490 Animal Control	1,510	2,760	7,000	7,000
74550 Cell Phones & Allowances	11,136	14,304	14,880	16,320

-- continued --

**Potter County, Texas  
General Fund  
Supplementary Schedule of Expenditures by Line Item  
2020-21**

	<b>Actual 2017-18</b>	<b>Actual 2018-19</b>	<b>Estimated 2019-20</b>	<b>Budget 2020-21</b>
<b>3160 Sheriff - Enforcement -- continued</b>				
74700 Non-capital Equipment	2,175	-	11,992	16,200
74830 Radio Service	1,874	1,078	9,000	9,000
74840 MDT Expense	10,163	9,280	15,000	15,000
74870 Community Crime Prevention & Education	6,994	7,278	8,000	8,000
74920 Awards and Recognition	875	1,320	2,000	2,000
74930 Information and Investigation	684	562	1,000	1,000
74970 Storage Tank Expense	23,996	-	-	-
<b>76 Equipment / Vehicle Repairs &amp; Maintenance</b>	<b>260,669</b>	<b>283,626</b>	<b>330,000</b>	<b>332,000</b>
76010 Fuel and Oil	182,491	192,495	250,000	250,000
76020 Tires	26,277	24,975	25,000	27,000
76050 Auto Parts and Repairs	43,833	54,248	43,000	43,000
76600 Leases - Copier	8,068	11,908	12,000	12,000
<b>3180 Sheriff Offices</b>	<b>19,041</b>	<b>-</b>	<b>-</b>	<b>-</b>
<b>77 Building Repairs &amp; Maintenance</b>	<b>19,041</b>	<b>-</b>	<b>-</b>	<b>-</b>
77000 Building Repairs and Maintenance	1,046	-	-	-
77100 Utilities	15,927	-	-	-
77700 Court Holding Repair and Maintenance	2,068	-	-	-
<b>3200 Public Service</b>	<b>744,879</b>	<b>938,206</b>	<b>1,235,242</b>	<b>1,325,413</b>
<b>77 Building Repairs &amp; Maintenance</b>	<b>935</b>	<b>4,878</b>	<b>-</b>	<b>5,000</b>
77100 EMS Siren Maintenance	935	4,878	-	5,000
<b>79 Other Expenditures</b>	<b>743,944</b>	<b>933,328</b>	<b>1,235,242</b>	<b>1,320,413</b>
79010 Emergency Management	132,524	100,969	160,000	160,000
79011 PANCOM Fair-Share Commitment	10,011	4,004	4,004	1,970
79012 Communication Towers Expense	-	75,000	83,000	83,000
79015 Panhandle Community Services	3,000	3,000	3,000	3,000
79020 Misc Donations-Capital Credit Funds	4,746	7,057	-	-
79025 High Plains Food Bank	3,000	3,000	3,000	5,000
79030 Strategic Planning	95,000	75,000	79,000	75,000
79040 Burial Expense	57,800	46,500	60,000	60,000
79063 Child Welfare	30,000	30,000	31,500	31,500
79065 Canadian River Soil and Water Conserv Dist	-	-	-	1,000
79073 Domestic Violence Coordinator -City	7,500	7,500	7,500	7,500
79095 Pledge - TIRZ #1	388,607	525,809	720,356	799,361
79096 Pledge - TIRZ #2	11,756	55,489	83,882	93,082
<b>3210 Fire / Rescue Department</b>	<b>908,927</b>	<b>876,300</b>	<b>984,183</b>	<b>986,589</b>
<b>60 Salaries &amp; Fringe Benefits</b>	<b>332,657</b>	<b>323,981</b>	<b>364,439</b>	<b>366,499</b>
61000 Salary - Fire Chief	72,049	74,648	76,212	76,212
61100 Salaries - Assistants	149,884	156,368	159,647	159,647
61120 Salaries - Overtime	12,793	3,016	12,000	12,500
62000 Group Insurance	41,307	35,418	48,720	50,160
62100 Retirement	35,107	35,251	39,070	39,150
62200 Social Security Tax	16,586	16,641	18,970	19,000
62960 Workers' Compensation Insurance	4,802	2,521	9,570	9,580
62970 Unemployment Insurance	129	118	250	250
<b>72 Education, Travel &amp; Uniforms</b>	<b>58,675</b>	<b>63,067</b>	<b>66,000</b>	<b>66,000</b>
72300 Uniforms	41,743	45,087	50,000	50,000
72500 Education and Travel	16,932	17,980	16,000	16,000
-- continued --				

**Potter County, Texas**  
**General Fund**  
**Supplementary Schedule of Expenditures by Line Item**  
**2020-21**

	<b>Actual 2017-18</b>	<b>Actual 2018-19</b>	<b>Estimated 2019-20</b>	<b>Budget 2020-21</b>
<b>3210 Fire / Rescue Department -- continued</b>				
<b>73 Contract Services</b>	<b>2,061</b>	<b>7,660</b>	<b>35,000</b>	<b>35,000</b>
73350 Medical Services	98	147	25,000	25,000
73675 Software Maintenance	1,963	7,513	10,000	10,000
<b>74 General Operating Expenses</b>	<b>140,887</b>	<b>145,954</b>	<b>165,734</b>	<b>166,080</b>
74000 Stationery and Supplies	10,597	9,290	11,000	11,000
74100 Subscriptions	1,346	1,346	1,600	1,600
74200 Dues	3,193	6,053	6,500	6,500
74420 Medical Supplies	9,156	8,581	10,000	10,500
74440 Firefighting Accessories	37,943	41,263	39,154	39,000
74450 Grounds Maintenance	621	51	600	600
74460 Janitorial Supplies	2,101	1,594	1,500	1,500
74550 Cell Phones & Allowances	1,920	1,920	2,880	2,880
74700 Non-capital Equipment	23,067	16,187	25,000	25,000
74830 Radio Service	14,940	13,810	15,000	15,000
74840 MDT Expense	13,375	10,006	13,000	13,000
74910 Volunteer Incentive Program	18,485	31,380	35,000	35,000
74920 Awards and Recognition	4,143	4,473	4,500	4,500
<b>76 Equipment / Vehicle Repairs &amp; Maintenance</b>	<b>285,372</b>	<b>292,694</b>	<b>295,750</b>	<b>295,750</b>
76010 Equipment Operation - Fuel & Oil	67,553	53,986	75,000	75,000
76020 Equipment Operation - Tires	21,549	19,958	22,000	22,000
76050 Fire Truck Repairs and Maintenance	111,551	132,557	110,000	110,000
76060 SCBA Equipment Repairs and Maintenance	83,837	84,832	87,500	87,500
76600 Leases - Copier	882	1,361	1,250	1,250
<b>77 Building Repairs &amp; Maintenance</b>	<b>89,275</b>	<b>42,944</b>	<b>57,260</b>	<b>57,260</b>
77000 Building Maintenance	63,813	21,307	22,000	22,000
77100 Utilities	25,462	21,637	35,000	35,000
77400 Elevator Service	-	-	260	260
<b>Corrections and Rehabilitation</b>	<b>15,174,485</b>	<b>16,223,427</b>	<b>17,355,192</b>	<b>18,680,476</b>
<b>4100 Detention Center</b>	<b>11,507,819</b>	<b>12,348,840</b>	<b>13,159,443</b>	<b>13,294,510</b>
<b>60 Salaries &amp; Fringe Benefits</b>	<b>9,483,647</b>	<b>10,173,378</b>	<b>10,841,941</b>	<b>11,008,616</b>
61100 Salaries - Assistants	6,486,041	6,829,010	7,148,801	7,232,136
61121 Salaries - Staffing	196,851	296,257	175,000	175,000
62000 Group Insurance	1,266,292	1,405,913	1,693,020	1,755,600
62100 Retirement	990,571	1,064,785	1,154,240	1,167,370
62200 Social Security Tax	479,314	512,695	560,280	566,650
62960 Workers' Compensation Insurance	60,932	61,154	103,270	104,450
62970 Unemployment Insurance	3,646	3,564	7,330	7,410
<b>73 Contract Services</b>	<b>34,260</b>	<b>42,220</b>	<b>45,250</b>	<b>45,250</b>
73350 Medical Services	5,713	5,202	5,000	5,000
73560 Contract Services	28,547	37,018	40,250	40,250
<b>74 General Operating Expenses</b>	<b>64,407</b>	<b>65,517</b>	<b>65,950</b>	<b>61,950</b>
74000 Stationery and Supplies	19,849	19,787	20,000	20,000
74010 Postage	20,261	20,195	18,000	18,000
74100 Subscriptions	282	-	600	600
74200 Dues	30	-	1,250	1,250
74340 Copier & ID Supplies	3,977	3,865	4,000	4,000
74430 Maintenance Supplies	2,870	4,603	6,000	6,000
74450 Grounds Maintenance	7,082	3,682	7,500	7,500
74550 Cell Phones & Allowances	1,920	1,998	2,400	2,400
74700 Non-Capital Equipment	8,136	11,387	6,200	2,200

-- continued --

**Potter County, Texas**  
**General Fund**  
**Supplementary Schedule of Expenditures by Line Item**  
**2020-21**

	<b>Actual 2017-18</b>	<b>Actual 2018-19</b>	<b>Estimated 2019-20</b>	<b>Budget 2020-21</b>
<b>4100 Detention Center -- continued</b>				
<b>75 Prisoner Care</b>	<b>1,375,916</b>	<b>1,455,007</b>	<b>1,560,694</b>	<b>1,608,194</b>
75000 Prisoners - Groceries	665,794	661,549	725,000	739,500
75100 Prisoners - Housekeeping Supplies	114,140	130,618	140,000	150,000
75200 Prisoners - Medical Services	207,793	241,088	240,500	240,500
75250 Prisoners - Medical Supplies	14,499	13,962	16,674	26,674
75300 Prisoners - Medicine & Drugs	200,162	246,853	250,000	250,000
75400 Prisoners - Bed & Linens	17,643	15,831	18,000	18,000
75500 Prisoners - Clothing	14,984	11,430	15,000	15,000
75600 Prisoners - Contract Housing	19,505	19,800	50,000	50,000
75650 Prisoners - Education	602	181	-	-
75700 Prisoners - Law Library	3,833	3,979	5,520	5,520
75800 Prisoners - Transportation	116,961	109,716	100,000	113,000
<b>76 Equipment / Vehicle Repairs &amp; Maintenance</b>	<b>36,813</b>	<b>31,535</b>	<b>37,500</b>	<b>37,500</b>
76010 Fuel and Oil	8,313	7,838	7,500	7,500
76020 Tires	585	-	1,500	1,500
76050 Auto Parts and Repairs	2,059	158	3,500	3,500
76600 Leases - Copier	25,856	23,539	25,000	25,000
<b>77 Building Repairs &amp; Maintenance</b>	<b>512,776</b>	<b>581,183</b>	<b>608,108</b>	<b>533,000</b>
77000 Building Repairs and Maintenance	163,291	225,935	245,108	165,000
77100 Utilities	340,553	346,328	345,000	350,000
77600 Gun Range Maintenance & Supplies	8,932	8,920	18,000	18,000
<b>4200 Community Supervision and Corrections</b>	<b>26,902</b>	<b>14,711</b>	<b>28,000</b>	<b>28,000</b>
<b>74 General Operating Expenses</b>	<b>12,247</b>	<b>2,241</b>	<b>13,000</b>	<b>13,000</b>
74000 Stationery and Supplies	2,758	2,241	3,500	3,500
74700 Non-capital Equipment	9,489	-	9,500	9,500
<b>76 Equipment / Vehicle Repairs &amp; Maintenance</b>	<b>14,655</b>	<b>12,470</b>	<b>15,000</b>	<b>15,000</b>
76600 Leases - Copier	14,655	12,470	15,000	15,000
<b>4210 Juvenile Probation</b>	<b>3,639,764</b>	<b>3,749,963</b>	<b>3,998,689</b>	<b>5,200,000</b>
<b>70 Juvenile Services</b>	<b>3,639,764</b>	<b>3,749,963</b>	<b>3,998,689</b>	<b>5,200,000</b>
71000 Juvenile Probation Services	3,639,764	3,749,963	3,998,689	5,200,000
<b>4250 Court Supervised Release Program</b>	<b>-</b>	<b>109,913</b>	<b>169,060</b>	<b>157,966</b>
<b>60 Salaries &amp; Fringe Benefits</b>	<b>-</b>	<b>105,135</b>	<b>145,560</b>	<b>146,966</b>
61100 Salaries-Assistants	-	75,258	97,000	98,676
62000 Group Insurance	-	12,976	24,360	25,080
62100 Retirement	-	11,243	15,290	15,560
62200 Social Security Tax	-	5,620	7,430	7,550
62960 Workers' Compensation Insurance	-	-	1,380	-
62970 Unemployment Insurance	-	38	100	100
<b>72 Education, Travel &amp; Uniforms</b>	<b>-</b>	<b>2,222</b>	<b>7,500</b>	<b>4,000</b>
72500 Education and Travel	-	2,222	7,500	4,000
<b>73 Contract Services</b>	<b>-</b>	<b>419</b>	<b>8,000</b>	<b>3,000</b>
73585 Electronic Monitoring Program	-	419	8,000	3,000
<b>74 General Operating Expenses</b>	<b>-</b>	<b>19</b>	<b>5,000</b>	<b>1,000</b>
74000 Stationery and Supplies	-	19	5,000	1,000
<b>76 Equipment / Vehicle Repairs &amp; Maintenance</b>	<b>-</b>	<b>2,118</b>	<b>3,000</b>	<b>3,000</b>
76000 Auto Expense	-	2,118	3,000	3,000

**Potter County, Texas  
General Fund  
Supplementary Schedule of Expenditures by Line Item  
2020-21**

	Actual 2017-18	Actual 2018-19	Estimated 2019-20	Budget 2020-21
<b>Health and Human Services</b>	<b>674,758</b>	<b>981,922</b>	<b>1,122,937</b>	<b>1,111,227</b>
<b>5300 Mental Health - Community Service</b>	<b>72,299</b>	<b>73,402</b>	<b>87,484</b>	<b>86,844</b>
<b>60 Salaries &amp; Fringe Benefits</b>	<b>67,389</b>	<b>69,210</b>	<b>76,484</b>	<b>76,844</b>
61100 Salary - Assistant	46,744	46,999	50,794	50,794
61120 Salaries - Extra Help	-	-	1,500	1,500
62000 Group Insurance	10,513	11,713	12,180	12,540
62100 Retirement	6,608	6,962	8,010	8,010
62200 Social Security Tax	3,470	3,485	3,890	3,890
62960 Workers' Compensation Insurance	28	28	50	50
62970 Unemployment Insurance	26	23	60	60
<b>72 Education, Travel &amp; Uniforms</b>	-	-	<b>2,000</b>	<b>2,000</b>
72500 Education and Travel	-	-	2,000	2,000
<b>73 Contract Services</b>	<b>4,910</b>	<b>4,192</b>	<b>8,500</b>	<b>7,500</b>
73380 Court Reporter Fees	200	-	1,500	500
73600 Mental Health Fees	4,710	4,192	7,000	7,000
<b>74 General Operating Expenses</b>	-	-	<b>500</b>	<b>500</b>
74000 Stationery and Supplies	-	-	500	500
<b>5305 Mental Health and Specialty Services</b>	-	<b>88,175</b>	<b>100,560</b>	<b>90,370</b>
<b>60 Salaries &amp; Fringe Benefits</b>	-	<b>84,281</b>	<b>88,010</b>	<b>88,370</b>
61100 Salaries - Assistants	-	59,821	61,200	61,200
62000 Group Insurance	-	10,963	12,180	12,540
62100 Retirement	-	8,937	9,650	9,650
62200 Social Security Tax	-	4,494	4,690	4,690
62960 Workers' Compensation Insurance	-	36	220	220
62970 Unemployment Insurance	-	30	70	70
<b>72 Education, Travel &amp; Uniforms</b>	-	<b>1,966</b>	<b>2,000</b>	<b>1,500</b>
72500 Education and Travel	-	1,966	2,000	1,500
<b>74 General Operating Expenses</b>	-	<b>1,928</b>	<b>5,550</b>	<b>500</b>
74000 Stationery and Supplies	-	1,928	3,450	400
74200 Dues	-	-	-	100
74700 Non-capital Equipment	-	-	2,100	-
<b>76 Equipment / Vehicle Repairs &amp; Maintenance</b>	-	-	<b>5,000</b>	-
76600 Leases - Copier	-	-	5,000	-
<b>5310 County Extension Services</b>	<b>203,685</b>	<b>234,926</b>	<b>270,113</b>	<b>267,953</b>
<b>60 Salaries &amp; Fringe Benefits</b>	<b>171,469</b>	<b>198,925</b>	<b>221,343</b>	<b>222,063</b>
61000 Salary Supplement - 3 Agents	55,101	77,262	78,923	78,923
61100 Salaries - Assistants	68,084	67,195	79,900	79,900
61500 Salaries - Auto Allowance	9,643	12,600	12,600	12,600
62000 Group Insurance	18,451	19,563	24,360	25,080
62100 Retirement	10,059	10,039	12,600	12,600
62200 Social Security Tax	9,840	11,788	12,150	12,150
62960 Workers' Compensation Insurance	219	399	650	650
62970 Unemployment Insurance	72	79	160	160
<b>72 Education, Travel &amp; Uniforms</b>	<b>4,388</b>	<b>6,750</b>	<b>10,500</b>	<b>10,500</b>
72500 Education and Travel	4,388	6,750	10,500	10,500

-- continued --

**Potter County, Texas**  
**General Fund**  
**Supplementary Schedule of Expenditures by Line Item**  
**2020-21**

	<b>Actual 2017-18</b>	<b>Actual 2018-19</b>	<b>Estimated 2019-20</b>	<b>Budget 2020-21</b>
<b>5310 County Extension Services -- continued</b>				
<b>74 General Operating Expenses</b>	<b>11,897</b>	<b>10,098</b>	<b>17,070</b>	<b>14,190</b>
74000 Stationery and Supplies	5,092	2,379	6,000	6,000
74100 Subscriptions	71	214	378	378
74200 Dues	588	588	872	872
74410 Program Supplies	5,073	5,477	5,500	5,500
74550 Cell Phones & Allowances	1,073	1,440	1,440	1,440
74700 Non-capital Equipment	-	-	2,880	-
<b>76 Equipment / Vehicle Repairs &amp; Maintenance</b>	<b>14,406</b>	<b>17,034</b>	<b>19,000</b>	<b>19,000</b>
76000 Auto Expense	5,316	6,273	6,500	6,500
76600 Lease - Copier	9,090	10,761	12,500	12,500
<b>79 Other Expenditures</b>	<b>1,525</b>	<b>2,119</b>	<b>2,200</b>	<b>2,200</b>
79270 Scholarship / Camp Expense	360	935	1,000	1,000
79275 4-H Farm Expense	1,165	1,184	1,200	1,200
<b>5330 Family Crime Unit</b>	<b>133,748</b>	<b>316,147</b>	<b>362,606</b>	<b>362,441</b>
<b>60 Salaries &amp; Fringe Benefits</b>	<b>128,061</b>	<b>312,486</b>	<b>355,506</b>	<b>356,941</b>
61100 Salaries - Assistants	98,394	227,386	247,681	247,681
62000 Group Insurance	7,614	33,499	48,720	50,160
62100 Retirement	14,664	34,119	39,044	39,040
62200 Social Security Tax	7,304	16,493	18,954	18,950
62960 Workers' Compensation Insurance	30	875	853	860
62970 Unemployment Insurance	55	114	254	250
<b>72 Education, Travel &amp; Uniforms</b>	<b>-</b>	<b>-</b>	<b>1,200</b>	<b>600</b>
72500 Education and Travel	-	-	1,200	600
<b>74 General Operating Expenses</b>	<b>3,197</b>	<b>1,660</b>	<b>3,500</b>	<b>2,800</b>
74000 Stationery and Supplies	3,197	1,660	3,500	2,800
<b>76 Equipment / Vehicle Repairs &amp; Maintenance</b>	<b>2,490</b>	<b>2,001</b>	<b>2,400</b>	<b>2,100</b>
76600 Leases - Copier	2,490	2,001	2,400	2,100
<b>5340 Victim Assistance - VOCA</b>	<b>207,877</b>	<b>220,229</b>	<b>231,559</b>	<b>232,639</b>
<b>60 Salaries &amp; Fringe Benefits</b>	<b>204,787</b>	<b>218,744</b>	<b>226,119</b>	<b>227,199</b>
61000 Salary - Victim Witness Coordinator	48,865	51,587	52,806	52,806
61100 Salary - Assistants	92,920	98,193	100,513	100,513
62000 Group Insurance	31,426	35,197	36,540	37,620
62100 Retirement	21,246	22,592	24,170	24,170
62200 Social Security Tax	10,209	10,798	11,730	11,730
62960 Workers' Compensation Insurance	43	301	200	200
62970 Unemployment Insurance	78	76	160	160
<b>72 Education, Travel &amp; Uniforms</b>	<b>1,650</b>	<b>45</b>	<b>4,000</b>	<b>4,000</b>
72500 Education and Travel	1,650	45	4,000	4,000
<b>74 General Operating Expenses</b>	<b>1,440</b>	<b>1,440</b>	<b>1,440</b>	<b>1,440</b>
74550 Cell Phones & Allowances	1,440	1,440	1,440	1,440
<b>5350 Victim Assistance - VLCG</b>	<b>57,149</b>	<b>49,043</b>	<b>70,615</b>	<b>70,980</b>
<b>60 Salaries &amp; Fringe Benefits</b>	<b>56,693</b>	<b>47,871</b>	<b>68,615</b>	<b>68,980</b>
61100 Salary - Assistants	39,225	33,619	45,645	45,648
62000 Group Insurance	8,754	6,670	12,180	12,540
62100 Retirement	5,818	5,023	7,194	7,195
62200 Social Security Tax	2,862	2,476	3,492	3,493
62960 Workers' Compensation Insurance	12	66	58	58
62970 Unemployment Insurance	22	17	46	46
<b>72 Education, Travel &amp; Uniforms</b>	<b>456</b>	<b>1,172</b>	<b>2,000</b>	<b>2,000</b>
72500 Education and Travel	456	1,172	2,000	2,000

**Potter County, Texas  
General Fund  
Supplementary Schedule of Expenditures by Line Item  
2020-21**

	Actual 2017-18	Actual 2018-19	Estimated 2019-20	Budget 2020-21
<b>Road and Bridge</b>	<b>2,215,543</b>	<b>2,274,332</b>	<b>2,622,934</b>	<b>2,607,322</b>
<b>7100 Road and Bridge Department</b>	<b>2,215,543</b>	<b>2,274,332</b>	<b>2,622,934</b>	<b>2,607,322</b>
<b>60 Salaries &amp; Fringe Benefits</b>	<b>1,348,835</b>	<b>1,417,004</b>	<b>1,556,876</b>	<b>1,564,436</b>
61000 Salary - Department Head	71,765	74,358	75,905	75,905
61100 Salaries - Assistants	831,016	866,102	901,761	901,761
61120 Salaries - Overtime	30,167	25,562	49,920	49,920
62000 Group Insurance	195,176	219,607	255,780	263,340
62100 Retirement	134,429	140,799	161,950	161,950
62200 Social Security	67,267	69,370	78,620	78,620
62960 Workers Compensation Insurance	18,505	20,721	31,910	31,910
62970 Unemployment Insurance	510	485	1,030	1,030
<b>72 Education, Travel &amp; Uniforms</b>	<b>14,184</b>	<b>13,098</b>	<b>15,700</b>	<b>15,700</b>
72300 Uniforms	11,450	10,236	11,700	11,700
72500 Education and Travel	2,734	2,862	4,000	4,000
<b>73 Contract Services</b>	<b>14,647</b>	<b>13,033</b>	<b>27,557</b>	<b>27,557</b>
73580 Contract Services - Road Services	14,647	13,033	27,557	27,557
<b>74 General Operating Expenses</b>	<b>540,551</b>	<b>555,197</b>	<b>612,366</b>	<b>614,888</b>
74000 Stationery and Supplies	4,104	5,305	6,000	6,000
74050 Road Repair Supplies	496,777	512,353	560,000	560,000
74055 Supplies - Sign Shop	19,223	25,164	23,446	23,446
74430 Miscellaneous Hand Tools	954	2,179	3,450	3,450
74460 Janitor Supplies	2,046	2,339	2,400	2,400
74550 Cell Phones & Allowances	1,797	1,920	1,920	1,920
74700 Non-capital Equipment	5,576	-	-	2,522
74830 Radio Service	6,789	3,541	6,000	6,000
74900 Mandated Compliance - DOT	615	644	3,000	3,000
74960 Employee Safety/Medical Supplies	2,670	1,752	6,150	6,150
<b>76 Equipment / Vehicle Repairs &amp; Maintenance</b>	<b>230,296</b>	<b>217,310</b>	<b>327,254</b>	<b>301,560</b>
76010 Fuel and Oil	110,982	110,088	120,000	120,000
76020 Tires and Tube	15,312	10,303	43,560	43,560
76050 Equipment Maintenance and Repairs	98,344	91,408	145,694	120,000
76530 Machine Shop	5,253	2,352	5,500	5,500
76610 Equipment Rental & Maint. Agreements	405	3,159	12,500	12,500
<b>77 Building Repairs &amp; Maintenance</b>	<b>67,030</b>	<b>58,690</b>	<b>83,181</b>	<b>83,181</b>
77000 Building Repairs and Maintenance	37,883	29,920	46,631	46,631
77100 Utilities	20,213	17,961	25,000	25,000
77350 Weed and Grass Control	8,934	10,809	11,550	11,550
<b>Capital Outlay</b>	<b>614,894</b>	<b>540,320</b>	<b>714,723</b>	<b>652,246</b>
<b>9900 Capital Outlay</b>	<b>614,894</b>	<b>540,320</b>	<b>714,723</b>	<b>652,246</b>
<b>70 Capital Outlay</b>	<b>614,894</b>	<b>540,320</b>	<b>714,723</b>	<b>652,246</b>
70500 Capital Equipment - IT	-	92,576	83,234	95,315
70500 Capital Equipment - Facilities Maintenance	16,942	7,759	-	-
70500 Capital Equipment - Elections	-	15,082	-	-
70500 Capital Equipment - County Clerk-Archive	92,288	4,000	-	-
70500 Capital Equipment - Jury	-	16,115	15,335	-
70500 Capital Equipment - Public Defender Office	-	-	-	-
70500 Capital Equipment - MAC	-	-	-	-
70500 Capital Equipment - Constable #1	-	6,150	-	-
70500 Capital Equipment - Constable #2	48,209	6,525	-	-
70500 Capital Equipment - Constable #3	-	6,150	-	-
-- continued --				

**Potter County, Texas  
General Fund  
Supplementary Schedule of Expenditures by Line Item  
2020-21**

	<b>Actual 2017-18</b>	<b>Actual 2018-19</b>	<b>Estimated 2019-20</b>	<b>Budget 2020-21</b>
<b>9900 Capital Outlay - continued</b>				-
70500 Capital Equipment - Constable #4	-	6,150	-	-
70500 Capital Equipment - Sheriff	1,750	-	-	-
70500 Capital Equipment - Fire / Rescue	304,859	30,443	-	-
70500 Capital Equipment - Detention Center	-	19,046	-	-
70500 Capital Equipment - Extension	25,043	-	-	-
70500 Capital Equipment - Road & Bridge	78,368	264,030	257,981	-
70502 Fleet Mgmt - Records Management	-	2,296	4,613	4,620
70502 Fleet Mgmt - Facilities Maintenance	-	7,316	19,330	16,380
70502 Fleet Mgmt - County Attorney	-	-	25,394	25,320
70502 Fleet Mgmt - District Attorney	-	-	43,719	42,996
70502 Fleet Mgmt - Sheriff Enforcement	-	-	193,634	244,365
70502 Fleet Mgmt - Road & Bridge	-	9,247	24,048	23,952
70600 Land Purchases	47,435	47,435	47,435	199,298
<b>Total Expenditures</b>	<b>52,799,759</b>	<b>56,743,502</b>	<b>64,304,990</b>	<b>65,602,156</b>
<b>Other Financing Uses</b>				
Operating Transfers Out	2,389,368	1,548,100	1,548,100	1,561,580
<b>Total Other Financing Uses</b>	<b>2,389,368</b>	<b>1,548,100</b>	<b>1,548,100</b>	<b>1,561,580</b>
<b>Total Expenditures and Other Financing Uses</b>	<b>\$ 55,189,127</b>	<b>\$ 58,291,602</b>	<b>\$ 65,853,090</b>	<b>\$ 67,163,736</b>



## ***SPECIAL REVENUE FUNDS***

### ***Supplemental Information***

*The supplemental information provides the line-item detail for each category of expenditures approved by Commissioners' Court.*

This page left blank intentionally.

**Potter County, Texas**  
**County Assistance District #1**  
**Supplementary Schedule of Revenues and Expenditures by Line Item**  
**2020-21**

	Actual 2017-18	Actual 2018-19	Estimate 2019-20	Proposed Budget 2020-21
<b>Revenues</b>	<b>\$ 1,365,364</b>	<b>\$ 3,033,085</b>	<b>\$ 2,622,000</b>	<b>\$ 2,606,000</b>
<b>51 Taxes</b>	<b>1,359,953</b>	<b>2,977,971</b>	<b>2,580,000</b>	<b>2,600,000</b>
51185 Sales Tax	1,359,953	2,977,971	2,580,000	2,600,000
<b>57 Other Revenue</b>	<b>5,411</b>	<b>55,114</b>	<b>42,000</b>	<b>6,000</b>
57711 Interest on Investments	5,411	54,064	42,000	5,000
57790 Donations	-	1,050	-	1,000
<b>Expenditures</b>	<b>46,750</b>	<b>447,409</b>	<b>6,360,773</b>	<b>2,172,277</b>
<b>60 Salaries &amp; Fringe Benefits</b>	-	-	<b>119,799</b>	<b>121,277</b>
61100 Salaries- Assistants	-	-	77,000	77,000
62000 Group Insurance	-	-	24,360	25,080
62100 Retirement	-	-	12,135	12,135
62200 Social Security Tax	-	-	5,891	5,891
62960 Workers` Compensation Insurance	-	-	351	1,109
62970 Unemployment Insurance	-	-	62	62
<b>70 Capital Outlay</b>	-	<b>307,627</b>	<b>5,880,974</b>	<b>2,038,000</b>
70500 Capital Equipment	-	304,527	2,380,974	2,038,000
70650 Construction and Remodeling	-	3,100	3,500,000	-
<b>73 Contract Services</b>	-	<b>139,782</b>	<b>250,000</b>	<b>10,000</b>
73560 Contract Services	-	139,782	250,000	10,000
<b>74 General Operating Expenses</b>	<b>46,750</b>	-	<b>110,000</b>	<b>3,000</b>
74700 Non-capital Equipment	-	-	110,000	3,000
74830 Radio Service	46,750	-	-	-
<b>77 Building Repairs &amp; Maintenance</b>	-	-	-	-
77000 Building Repairs & Maintenance	-	-	-	-
<b>Revenues Over(Under) Expenditures</b>	<b>1,318,614</b>	<b>2,585,676</b>	<b>(3,738,773)</b>	<b>433,723</b>
<b>Other Financing Sources (Uses)</b>				
Operating Transfers In	-	-	-	-
Operating Transfers Out	-	-	-	-
<b>Revenues and Other Financing Sources Over (Under) Expenditures and Other Uses</b>	<b>1,318,614</b>	<b>2,585,676</b>	<b>(3,738,773)</b>	<b>433,723</b>
<b>Fund Balance, Beginning of Year</b>	-	<b>1,318,614</b>	<b>3,904,290</b>	<b>165,517</b>
<b>Fund Balance, End of Year</b>	<b>\$ 1,318,614</b>	<b>\$ 3,904,290</b>	<b>\$ 165,517</b>	<b>\$ 599,240</b>

**Potter County, Texas**  
**Law Library Fund**  
**Supplementary Schedule of Revenues and Expenditures by Line Item**  
**2020-21**

	Actual 2017-18	Actual 2018-19	Estimate 2019-20	Proposed Budget 2020-21
<b>Revenues</b>	<b>\$ 70,582</b>	<b>\$ 92,270</b>	<b>\$ 82,500</b>	<b>\$ 70,600</b>
<b>52 Licenses and Fees</b>	<b>70,028</b>	<b>89,325</b>	<b>80,000</b>	<b>70,000</b>
52211 Law Library Fees	70,028	89,325	80,000	70,000
<b>55 Rents and Recoveries</b>	<b>-</b>	<b>-</b>	<b>-</b>	<b>-</b>
55532 Copier Recoveries	-	-	-	-
<b>57 Other Revenue</b>	<b>554</b>	<b>2,945</b>	<b>2,500</b>	<b>600</b>
57711 Interest on Investments	554	2,945	2,500	600
<b>Expenditures</b>	<b>48,005</b>	<b>43,667</b>	<b>70,000</b>	<b>70,000</b>
<b>60 Salaries &amp; Fringe Benefits</b>	<b>-</b>	<b>-</b>	<b>-</b>	<b>-</b>
61000 Salary-Department Head	-	-	-	-
62000 Group Insurance	-	-	-	-
62100 Retirement	-	-	-	-
62200 Social Security Tax	-	-	-	-
62960 Workers` Compensation Insurance	-	-	-	-
62970 Unemployment Insurance	-	-	-	-
<b>74 General Operating Expenses</b>	<b>48,005</b>	<b>43,667</b>	<b>70,000</b>	<b>70,000</b>
74090 Law Books	48,005	43,667	70,000	70,000
<b>Revenues Over(Under) Expenditures</b>	<b>22,577</b>	<b>48,603</b>	<b>12,500</b>	<b>600</b>
<b>Other Financing Sources (Uses)</b>				
Operating Transfers In	-	-	-	-
Operating Transfers Out	-	-	-	-
<b>Revenues and Other Financing Sources Over (Under) Expenditures and Other Uses</b>	<b>22,577</b>	<b>48,603</b>	<b>12,500</b>	<b>600</b>
<b>Fund Balance, Beginning of Year</b>	<b>55,356</b>	<b>77,933</b>	<b>126,536</b>	<b>139,036</b>
<b>Fund Balance, End of Year</b>	<b>\$ 77,933</b>	<b>\$ 126,536</b>	<b>\$ 139,036</b>	<b>\$ 139,636</b>

**Potter County, Texas**  
**Courthouse Security Fund**  
**Supplementary Schedule of Revenues and Expenditures by Line Item**  
**2020-21**

	Actual 2017-18	Actual 2018-19	Estimate 2019-20	Proposed Budget 2020-21
<b>Revenues</b>	<b>\$ 46,702</b>	<b>\$ 47,993</b>	<b>\$ 47,000</b>	<b>\$ 40,200</b>
<b>52 Licenses and Fees</b>	<b>46,070</b>	<b>47,130</b>	<b>46,000</b>	<b>40,000</b>
52241 Courthouse Security Fee	46,070	47,130	46,000	40,000
<b>57 Other Revenue</b>	<b>632</b>	<b>863</b>	<b>1,000</b>	<b>200</b>
57711 Interest on Investments	632	863	1,000	200
<b>Expenditures</b>	<b>573,969</b>	<b>12,586</b>	<b>34,000</b>	<b>35,000</b>
<b>60 Salaries &amp; Fringe Benefits</b>	<b>568,211</b>	-	-	-
61100 Salaries	368,274	-	-	-
61110 Salaries - Extra Help	33,612	-	-	-
62000 Group Insurance	73,289	-	-	-
62100 Retirement	60,221	-	-	-
62200 Social Security	28,777	-	-	-
62960 Workers' Compensation	3,816	-	-	-
62970 Unemployment Insurance	222	-	-	-
<b>70 Capital Outlay</b>	-	<b>12,586</b>	<b>19,000</b>	<b>15,000</b>
70500 Equipment	-	12,586	19,000	15,000
<b>74 General Operating Expenses</b>	<b>5,758</b>	-	<b>10,000</b>	<b>10,000</b>
74000 Stationery and Supplies	3,300	-	-	-
74550 Cell Phones & Allowances	-	-	-	-
74700 Non-Capital Equipment	2,458	-	10,000	10,000
<b>77 Building Repairs &amp; Maintenance</b>	-	-	<b>5,000</b>	<b>10,000</b>
77000 Building Repairs & Maintenance	-	-	5,000	10,000
<b>Revenues Over(Under) Expenditures</b>	<b>(527,267)</b>	<b>35,407</b>	<b>13,000</b>	<b>5,200</b>
<b>Other Financing Sources (Uses)</b>				
Operating Transfers In	550,000	-	-	-
Operating Transfers Out	-	-	-	-
<b>Revenues and Other Financing Sources Over (Under) Expenditures and Other Uses</b>	<b>22,733</b>	<b>35,407</b>	<b>13,000</b>	<b>5,200</b>
<b>Fund Balance, Beginning of Year</b>	<b>(4,136)</b>	<b>18,597</b>	<b>54,004</b>	<b>67,004</b>
<b>Fund Balance, End of Year</b>	<b>\$ 18,597</b>	<b>\$ 54,004</b>	<b>\$ 67,004</b>	<b>\$ 72,204</b>

**Potter County, Texas**  
**Justice Court Building Security Fund**  
**Supplementary Schedule of Revenues and Expenditures by Line Item**  
**2020-21**

	Actual 2017-18	Actual 2018-19	Estimate 2019-20	Proposed Budget 2020-21
<b>Revenues</b>	<b>\$ 3,378</b>	<b>\$ 4,525</b>	<b>\$ 4,200</b>	<b>\$ 1,400</b>
<b>52 Licenses and Fees</b>	<b>3,080</b>	<b>3,268</b>	<b>3,000</b>	<b>1,200</b>
52241 Courthouse Security Fee	3,080	3,268	3,000	1,200
<b>57 Other Revenue</b>	<b>298</b>	<b>1,257</b>	<b>1,200</b>	<b>200</b>
57711 Interest on Investments	298	1,257	1,200	200
<b>Expenditures</b>	<b>-</b>	<b>-</b>	<b>15,000</b>	<b>15,000</b>
<b>60 Salaries &amp; Fringe Benefits</b>	<b>-</b>	<b>-</b>	<b>-</b>	<b>-</b>
61110 Salaries - Extra Help	-	-	-	-
62000 Group Insurance	-	-	-	-
62100 Retirement	-	-	-	-
62200 Social Security	-	-	-	-
62960 Workers' Compensation	-	-	-	-
62970 Unemployment Insurance	-	-	-	-
<b>70 Capital Outlay</b>	<b>-</b>	<b>-</b>	<b>5,000</b>	<b>5,000</b>
70500 Capital Equipment	-	-	5,000	5,000
<b>72 Education, Travel &amp; Uniforms</b>	<b>-</b>	<b>-</b>	<b>-</b>	<b>-</b>
72500 Education and Travel	-	-	-	-
<b>74 General Operating Expenses</b>	<b>-</b>	<b>-</b>	<b>5,000</b>	<b>5,000</b>
74000 Stationery and Supplies	-	-	-	-
74700 Non-Capital Equipment	-	-	5,000	5,000
<b>77 Building Repairs &amp; Maintenance</b>	<b>-</b>	<b>-</b>	<b>5,000</b>	<b>5,000</b>
77000 Building Repairs & Maintenance	-	-	5,000	5,000
<b>Revenues Over(Under) Expenditures</b>	<b>3,378</b>	<b>4,525</b>	<b>(10,800)</b>	<b>(13,600)</b>
<b>Other Financing Sources (Uses)</b>				
Operating Transfers In	-	-	-	-
Operating Transfers Out	-	-	-	-
<b>Revenues and Other Financing Sources Over (Under) Expenditures and Other Uses</b>	<b>3,378</b>	<b>4,525</b>	<b>(10,800)</b>	<b>(13,600)</b>
<b>Fund Balance, Beginning of Year</b>	<b>36,978</b>	<b>40,356</b>	<b>44,881</b>	<b>34,081</b>
<b>Fund Balance, End of Year</b>	<b>\$ 40,356</b>	<b>\$ 44,881</b>	<b>\$ 34,081</b>	<b>\$ 20,481</b>

**Potter County, Texas**  
**County Clerk Records Management Fund**  
**Supplementary Schedule of Revenues and Expenditures by Line Item**  
**2020-21**

	Actual 2017-18	Actual 2018-19	Estimate 2019-20	Proposed Budget 2020-21
<b>Revenues</b>	<b>\$ 125,258</b>	<b>\$ 123,415</b>	<b>\$ 119,000</b>	<b>\$ 106,000</b>
<b>52 Licenses and Fees</b>	<b>100,843</b>	<b>98,252</b>	<b>96,000</b>	<b>90,000</b>
52240 Records Management Fees	100,843	98,252	96,000	90,000
<b>57 Other Revenue</b>	<b>24,415</b>	<b>25,163</b>	<b>23,000</b>	<b>16,000</b>
57711 Interest on Investments	5,993	9,275	8,000	1,000
57799 Miscellaneous Revenue	18,422	15,888	15,000	15,000
<b>Expenditures</b>	<b>93,410</b>	<b>101,466</b>	<b>136,000</b>	<b>105,000</b>
<b>70 Capital Outlay</b>	<b>-</b>	<b>19,714</b>	<b>35,000</b>	<b>-</b>
70500 Equipment	-	19,714	35,000	-
<b>72 Education, Travel &amp; Uniforms</b>	<b>2,500</b>	<b>-</b>	<b>2,500</b>	<b>2,500</b>
72500 Education & Travel	2,500	-	2,500	2,500
<b>73 Contract Services</b>	<b>83,339</b>	<b>76,806</b>	<b>87,000</b>	<b>93,000</b>
73560 Contract Services	63,076	31,285	6,000	6,000
73675 Contract Services: Software Maintenance	20,263	45,521	81,000	87,000
<b>74 General Operating Expenses</b>	<b>7,571</b>	<b>4,946</b>	<b>8,000</b>	<b>6,000</b>
74000 Stationery and Supplies	7,571	4,946	8,000	6,000
74700 Non-capital Equipment	-	-	-	-
<b>76 Equipment / Vehicle Repairs &amp; Maintenance</b>	<b>-</b>	<b>-</b>	<b>3,500</b>	<b>3,500</b>
76520 Equipment Repair and Maintenance	-	-	3,500	3,500
<b>Revenues Over(Under) Expenditures</b>	<b>31,848</b>	<b>21,949</b>	<b>(17,000)</b>	<b>1,000</b>
<b>Other Financing Sources (Uses)</b>				
Operating Transfers In	-	-	-	-
Operating Transfers Out	-	-	-	-
<b>Revenues and Other Financing Sources Over (Under) Expenditures and Other Uses</b>	<b>31,848</b>	<b>21,949</b>	<b>(17,000)</b>	<b>1,000</b>
<b>Fund Balance, Beginning of Year</b>	<b>341,273</b>	<b>373,121</b>	<b>395,070</b>	<b>378,070</b>
<b>Fund Balance, End of Year</b>	<b>\$ 373,121</b>	<b>\$ 395,070</b>	<b>\$ 378,070</b>	<b>\$ 379,070</b>

**Potter County, Texas**  
**Court Records Management Fund**  
**Supplementary Schedule of Revenues and Expenditures by Line Item**  
**2020-21**

	Actual 2017-18	Actual 2018-19	Estimate 2019-20	Proposed Budget 2020-21
<b>Revenues</b>	<b>\$ 42,525</b>	<b>\$ 43,023</b>	<b>\$ 42,800</b>	<b>\$ 26,200</b>
<b>52 Licenses and Fees</b>	<b>42,041</b>	<b>41,330</b>	<b>41,000</b>	<b>26,000</b>
52240 Records Management Fees	42,041	41,330	41,000	26,000
<b>57 Other Revenue</b>	<b>484</b>	<b>1,693</b>	<b>1,800</b>	<b>200</b>
57711 Interest on Investments	484	1,693	1,800	200
<b>Expenditures</b>	<b>53,377</b>	<b>53,314</b>	<b>62,055</b>	<b>12,000</b>
<b>60 Salaries &amp; Fringe Benefits</b>	<b>49,417</b>	<b>52,796</b>	<b>-</b>	<b>-</b>
61100 Salaries	31,878	33,682	-	-
62000 Group Insurance	10,466	11,601	-	-
62100 Retirement	4,729	5,032	-	-
62200 Social Security	2,308	2,444	-	-
62960 Workers Compensation	19	20	-	-
62970 Unemployment Insurance	17	17	-	-
<b>70 Capital Outlay</b>	<b>-</b>	<b>-</b>	<b>60,055</b>	<b>-</b>
70500 Equipment	-	-	60,055	-
<b>72 Education, Travel &amp; Uniforms</b>	<b>-</b>	<b>518</b>	<b>2,000</b>	<b>2,000</b>
72500 Education & Travel	-	518	2,000	2,000
<b>74 General Operating Expenses</b>	<b>3,960</b>	<b>-</b>	<b>-</b>	<b>10,000</b>
74000 Stationery & Supplies	3,960	-	-	-
74700 Non-capital Equipment	-	-	-	10,000
<b>Revenues Over(Under) Expenditures</b>	<b>(10,852)</b>	<b>(10,291)</b>	<b>(19,255)</b>	<b>14,200</b>
<b>Other Financing Sources (Uses)</b>				
Operating Transfers In	-	-	-	-
Operating Transfers Out	-	-	-	-
<b>Revenues and Other Financing Sources Over (Under) Expenditures and Other Uses</b>	<b>(10,852)</b>	<b>(10,291)</b>	<b>(19,255)</b>	<b>14,200</b>
<b>Fund Balance, Beginning of Year</b>	<b>75,309</b>	<b>64,457</b>	<b>54,166</b>	<b>34,911</b>
<b>Fund Balance, End of Year</b>	<b>\$ 64,457</b>	<b>\$ 54,166</b>	<b>\$ 34,911</b>	<b>\$ 49,111</b>



**Potter County, Texas**  
**District Clerk Records Management Fund**  
**Supplementary Schedule of Revenues and Expenditures by Line Item**  
**2020-21**

	Actual 2017-18	Actual 2018-19	Estimate 2019-20	Proposed Budget 2020-21
<b>Revenues</b>	<b>\$ 37,939</b>	<b>\$ 45,015</b>	<b>\$ 44,000</b>	<b>\$ 33,750</b>
<b>52 Licenses and Fees</b>	<b>34,324</b>	<b>39,548</b>	<b>39,000</b>	<b>33,000</b>
52240 Records Management Fees	34,324	39,548	39,000	33,000
<b>57 Other Revenue</b>	<b>3,615</b>	<b>5,467</b>	<b>5,000</b>	<b>750</b>
57711 Interest on Investments	3,615	5,467	5,000	750
<b>Expenditures</b>	<b>73,184</b>	<b>21,934</b>	<b>31,655</b>	<b>56,655</b>
<b>60 Salaries &amp; Fringe Benefits</b>	-	-	-	-
61100 Salaries - Assistants	-	-	-	-
62000 Group Insurance	-	-	-	-
62100 Retirement	-	-	-	-
62200 Social Security Tax	-	-	-	-
62960 Workers` Compensation Insurance	-	-	-	-
62970 Unemployment Insurance	-	-	-	-
<b>70 Capital Outlay</b>	<b>57,463</b>	-	-	-
70500 Capital Equipment	57,463	-	-	-
<b>72 Education, Travel &amp; Uniforms</b>	<b>3,000</b>	-	<b>3,000</b>	<b>3,000</b>
72500 Education and Travel	3,000	-	3,000	3,000
<b>73 Contract Services</b>	<b>12,721</b>	<b>21,934</b>	<b>23,655</b>	<b>48,655</b>
73675 Contract Services: Software Maint	12,721	21,934	23,655	48,655
<b>74 General Operating Expenses</b>	-	-	<b>5,000</b>	<b>5,000</b>
74000 Stationery and Supplies	-	-	5,000	5,000
<b>Revenues Over(Under) Expenditures</b>	<b>(35,245)</b>	<b>23,081</b>	<b>12,345</b>	<b>(22,905)</b>
<b>Other Financing Sources (Uses)</b>				
Operating Transfers In	-	-	-	-
Operating Transfers Out	-	-	-	-
<b>Revenues and Other Financing Sources Over (Under) Expenditures and Other Uses</b>	<b>(35,245)</b>	<b>23,081</b>	<b>12,345</b>	<b>(22,905)</b>
<b>Fund Balance, Beginning of Year</b>	<b>256,365</b>	<b>221,120</b>	<b>244,201</b>	<b>256,546</b>
<b>Fund Balance, End of Year</b>	<b>\$ 221,120</b>	<b>\$ 244,201</b>	<b>\$ 256,546</b>	<b>\$ 233,641</b>

**Potter County, Texas**  
**Justice Court Technology Fund**  
**Supplementary Schedule of Revenues and Expenditures by Line Item**  
**2020-21**

	Actual 2017-18	Actual 2018-19	Estimate 2019-20	Proposed Budget 2020-21
<b>Revenues</b>	<b>\$ 14,577</b>	<b>\$ 18,193</b>	<b>\$ 18,300</b>	<b>\$ 10,400</b>
<b>52 Licenses and Fees</b>	<b>13,314</b>	<b>13,487</b>	<b>13,500</b>	<b>10,000</b>
52211 Justice Court Technology Fees	13,314	13,487	13,500	10,000
<b>57 Other Revenue</b>	<b>1,263</b>	<b>4,706</b>	<b>4,800</b>	<b>400</b>
57711 Interest on Investments	1,263	4,706	4,800	400
<b>Expenditures</b>	<b>22,134</b>	<b>23,031</b>	<b>70,000</b>	<b>57,000</b>
<b>70 Capital Outlay</b>	<b>16,942</b>	-	-	-
70500 Equipment	16,942	-	-	-
<b>72 Education, Travel &amp; Uniforms</b>	<b>1,418</b>	<b>13,724</b>	<b>14,000</b>	<b>14,000</b>
72500 Education and Travel	1,418	13,724	14,000	14,000
<b>73 Contract Services</b>	-	<b>6,000</b>	<b>30,000</b>	<b>30,000</b>
73675 Software Maintenance	-	6,000	30,000	30,000
<b>74 General Operating Expenses</b>	<b>3,774</b>	<b>3,307</b>	<b>26,000</b>	<b>13,000</b>
74000 Stationery and Supplies	-	1,773	3,000	3,000
74030 Software Purchases	-	-	13,000	-
74550 Cell Phones	1,734	1,534	-	-
74700 Non-capital Equipment	2,040	-	10,000	10,000
<b>76 Equipment / Vehicle Repairs &amp; Maintenance</b>	-	-	-	-
76610 Equipment Lease & Maintenance Agreements	-	-	-	-
<b>77 Building Repairs &amp; Maintenance</b>	-	-	-	-
77000 Building Repairs & Maintenance	-	-	-	-
<b>Revenues Over(Under) Expenditures</b>	<b>(7,557)</b>	<b>(4,838)</b>	<b>(51,700)</b>	<b>(46,600)</b>
<b>Other Financing Sources (Uses)</b>				
Operating Transfers In	-	-	-	-
Operating Transfers Out	-	-	-	-
<b>Revenues and Other Financing Sources Over (Under) Expenditures and Other Uses</b>	<b>(7,557)</b>	<b>(4,838)</b>	<b>(51,700)</b>	<b>(46,600)</b>
<b>Fund Balance, Beginning of Year</b>	<b>164,908</b>	<b>157,351</b>	<b>152,513</b>	<b>100,813</b>
<b>Fund Balance, End of Year</b>	<b>\$ 157,351</b>	<b>\$ 152,513</b>	<b>\$ 100,813</b>	<b>\$ 54,213</b>

**Potter County, Texas**  
**County Clerk / District Clerk Technology Fund**  
**Supplementary Schedule of Revenues and Expenditures by Line Item**  
**2020-21**

	Actual 2017-18	Actual 2018-19	Estimate 2019-20	Proposed Budget 2020-21
<b>Revenues</b>	<b>\$ 5,321</b>	<b>\$ 5,726</b>	<b>\$ 5,600</b>	<b>\$ 2,800</b>
<b>52 Licenses and Fees</b>	<b>5,043</b>	<b>4,523</b>	<b>4,400</b>	<b>2,700</b>
52211 Technology Fees-County Clerk	2,609	2,280	2,300	1,200
52211 Technology Fees-District Clerk	2,434	2,243	2,100	1,500
<b>57 Other Revenue</b>	<b>278</b>	<b>1,203</b>	<b>1,200</b>	<b>100</b>
57711 Interest on Investments	278	1,203	1,200	100
<b>Expenditures</b>	<b>7,542</b>	<b>-</b>	<b>-</b>	<b>6,000</b>
<b>70 Capital Outlay</b>	<b>-</b>	<b>-</b>	<b>-</b>	<b>-</b>
70500 Equipment	-	-	-	-
<b>73 Contract Services</b>	<b>7,542</b>	<b>-</b>	<b>-</b>	<b>5,000</b>
73675 Contract Services:Software Maintenance	7,542	-	-	5,000
<b>74 General Operating Expenses</b>	<b>-</b>	<b>-</b>	<b>-</b>	<b>1,000</b>
74000 Stationery and Supplies	-	-	-	-
74700 Non-capital Equipment	-	-	-	1,000
<b>76 Equipment / Vehicle Repairs &amp; Maintenance</b>	<b>-</b>	<b>-</b>	<b>-</b>	<b>-</b>
76610 Equipment Lease & Maintenance Agreements	-	-	-	-
<b>77 Building Repairs &amp; Maintenance</b>	<b>-</b>	<b>-</b>	<b>-</b>	<b>-</b>
77000 Building Repairs & Maintenance	-	-	-	-
<b>Revenues Over(Under) Expenditures</b>	<b>(2,221)</b>	<b>5,726</b>	<b>5,600</b>	<b>(3,200)</b>
<b>Other Financing Sources (Uses)</b>				
Operating Transfers In	-	-	-	-
Operating Transfers Out	-	-	-	-
<b>Revenues and Other Financing Sources Over (Under) Expenditures and Other Uses</b>	<b>(2,221)</b>	<b>5,726</b>	<b>5,600</b>	<b>(3,200)</b>
<b>Fund Balance, Beginning of Year</b>	<b>40,156</b>	<b>37,935</b>	<b>43,661</b>	<b>49,261</b>
<b>Fund Balance, End of Year</b>	<b>\$ 37,935</b>	<b>\$ 43,661</b>	<b>\$ 49,261</b>	<b>\$ 46,061</b>

**Potter County, Texas**  
**Panhandle Auto Burglary and Theft Unit**  
**Supplementary Schedule of Revenues and Expenditures by Line Item**  
**2020-21**

	Actual 2017-18	Actual 2018-19	Estimate 2019-20	Proposed Budget 2020-21
<b>Revenues</b>	<b>\$ 367,743</b>	<b>\$ 356,541</b>	<b>\$ 385,705</b>	<b>\$ 374,960</b>
<b>53 Intergovernmental Revenue</b>	<b>367,743</b>	<b>356,541</b>	<b>385,705</b>	<b>374,960</b>
52249 VIN Inspection Fee	-	-	12,000	15,000
53298 Grant Proceeds	353,743	352,541	361,705	347,960
53346 Matching Funds	14,000	4,000	12,000	12,000
<b>Expenditures</b>	<b>410,014</b>	<b>417,844</b>	<b>438,532</b>	<b>426,535</b>
<b>60 Salaries &amp; Fringe Benefits</b>	<b>278,958</b>	<b>299,095</b>	<b>309,615</b>	<b>304,531</b>
61100 Salaries - Assistants	208,497	214,209	218,598	214,305
61120 Salaries - Overtime	-	-	-	-
62000 Group Insurance	22,119	35,227	36,540	37,620
62100 Retirement	31,137	32,218	34,452	33,774
62200 Social Security Tax	15,529	15,829	16,723	16,394
62960 Workers' Compensation Insurance	1,561	1,504	3,083	2,266
62970 Unemployment Insurance	115	108	219	172
<b>70 Capital Outlay</b>	<b>-</b>	<b>-</b>	<b>-</b>	<b>-</b>
70500 Capital Equipment	-	-	-	-
<b>72 Education, Travel &amp; Uniforms</b>	<b>11,048</b>	<b>5,503</b>	<b>7,500</b>	<b>500</b>
72300 Uniforms	2,807	693	1,500	-
72500 Education and Travel	8,241	4,810	6,000	500
<b>73 Contract Services</b>	<b>88,837</b>	<b>91,398</b>	<b>97,433</b>	<b>98,144</b>
73560 Contract Services	88,837	91,398	97,433	98,144
<b>74 General Operating Expenses</b>	<b>18,458</b>	<b>7,033</b>	<b>11,984</b>	<b>9,360</b>
74000 Stationery and Supplies	14,752	2,957	8,204	6,060
74550 Cell Phone Allowance	3,706	4,076	3,780	3,300
<b>76 Equipment / Vehicle Repairs &amp; Maintenance</b>	<b>12,713</b>	<b>14,815</b>	<b>12,000</b>	<b>14,000</b>
76010 Vehicle - Fuel & Oil	12,713	14,815	12,000	14,000
<b>Revenues Over(Under) Expenditures</b>	<b>(42,271)</b>	<b>(61,303)</b>	<b>(52,827)</b>	<b>(51,575)</b>
<b>Other Financing Sources (Uses)</b>				
Operating Transfers In	48,100	48,100	48,100	61,580
Operating Transfers Out	-	-	-	-
<b>Revenues and Other Financing Sources Over (Under) Expenditures and Other Uses</b>	<b>5,829</b>	<b>(13,203)</b>	<b>(4,727)</b>	<b>10,005</b>
<b>Fund Balance, Beginning of Year</b>	<b>(13,576)</b>	<b>(7,747)</b>	<b>(20,950)</b>	<b>(25,677)</b>
<b>Fund Balance, End of Year</b>	<b>\$ (7,747)</b>	<b>\$ (20,950)</b>	<b>\$ (25,677)</b>	<b>\$ (15,672)</b>

**Potter County, Texas**  
**Federal Law Enforcement Grants Fund**  
**Supplementary Schedule of Revenues and Expenditures by Line Item**  
**2020-21**

	Actual 2017-18	Actual 2018-19	Estimate 2019-20	Proposed Budget 2020-21
<b>Revenues</b>	\$ 60	\$ 12	\$ 150,000	\$ -
<b>53 Intergovernmental Revenue</b>	-	-	150,000	-
53345 Grant Proceeds	-	-	150,000	-
53346 County Matching Funds	-	-	-	-
<b>57 Other Revenue</b>	60	12	-	-
57711 Interest on Investments	60	12	-	-
<b>Expenditures</b>	-	3,610	150,000	-
<b>60 Salaries &amp; Fringe Benefits</b>	-	-	-	-
61120 Salaries - Extra Staffing	-	-	-	-
62000 Group Insurance	-	-	-	-
62100 Retirement	-	-	-	-
62200 Social Security	-	-	-	-
62960 Workers Compensation	-	-	-	-
62970 Unemployment Insurance	-	-	-	-
<b>70 Capital Outlay</b>	-	-	25,000	-
70500 Equipment Purchases	-	-	25,000	-
<b>72 Education, Travel &amp; Uniforms</b>	-	-	-	-
72300 Uniforms	-	-	-	-
<b>74 General Operating Expenses</b>	-	3,610	125,000	-
74000 Stationery and Supplies	-	-	-	-
74030 Software Purchases	-	-	50,000	-
74700 Non-Capital Equipment	-	3,610	75,000	-
74830 Radio Service	-	-	-	-
74870 Community Crime Prevention	-	-	-	-
<b>Revenues Over(Under) Expenditures</b>	60	(3,598)	-	-
<b>Other Financing Sources (Uses)</b>				
Operating Transfers In	-	-	-	-
Operating Transfers Out	-	-	-	-
<b>Revenues and Other Financing Sources Over (Under) Expenditures and Other Uses</b>	60	(3,598)	-	-
<b>Fund Balance, Beginning of Year</b>	3,540	3,600	2	2
<b>Fund Balance, End of Year</b>	<u>\$ 3,600</u>	<u>\$ 2</u>	<u>\$ 2</u>	<u>\$ 2</u>

This page left blank intentionally.

## ***DEBT SERVICE FUNDS***

### ***Supplemental Information***

*The supplemental information provides the line-item detail for each category of expenditures approved by Commissioners' Court.*

This page left blank intentionally.



**Potter County, Texas**  
**Series 2012 Debt Service Fund**  
**Advanced General Obligation Refunding Bonds**  
**Supplementary Schedule of Revenues and Expenditures by Line Item**  
**2020-21**

	<u>Actual</u> <u>2017-18</u>	<u>Actual</u> <u>2018-19</u>	<u>Estimate</u> <u>2019-20</u>	<u>Budget</u> <u>2020-21</u>
<b>Revenues</b>	<b>\$ 1,177,067</b>	<b>\$ -</b>	<b>\$ -</b>	<b>\$ -</b>
<b>51 Taxes</b>	<b>1,135,199</b>	<b>-</b>	<b>-</b>	<b>-</b>
51110 Current Taxes	1,125,923	-	-	-
51120 Delinquent Property Taxes	5,925	-	-	-
51160 Penalty & Interest	3,351	-	-	-
<b>57 Other Revenue</b>	<b>41,868</b>	<b>-</b>	<b>-</b>	<b>-</b>
57711 Interest on Investments	41,868	-	-	-
<b>Expenditures</b>	<b>1,085,750</b>	<b>-</b>	<b>-</b>	<b>-</b>
<b>74 General Operating Expenses</b>	<b>-</b>	<b>-</b>	<b>-</b>	<b>-</b>
74085 Bank Service Charge	-	-	-	-
<b>78 Special Expenditures</b>	<b>1,085,750</b>	<b>-</b>	<b>-</b>	<b>-</b>
78400 Interest & Fiscal Agent Fees	10,750	-	-	-
78401 Bond Principal	1,075,000	-	-	-
<b>Revenues Over(Under) Expenditures</b>	<b>91,317</b>	<b>-</b>	<b>-</b>	<b>-</b>
<b>Other Financing Sources (Uses)</b>				
Operating Transfers In	-	-	-	-
Operating Transfers Out	-	(2,085,168)	-	-
<b>Revenues and Other Financing Sources Over (Under) Expenditures and Other Uses</b>	<b>91,317</b>	<b>(2,085,168)</b>	<b>-</b>	<b>-</b>
<b>Fund Balance, Beginning of Year</b>	<b>1,993,851</b>	<b>2,085,168</b>	<b>-</b>	<b>-</b>
<b>Fund Balance, End of Year</b>	<b>\$ 2,085,168</b>	<b>\$ -</b>	<b>\$ -</b>	<b>\$ -</b>

**Potter County, Texas**  
**Series 2016 Debt Service Fund**  
**Certificates of Obligation**  
**Supplementary Schedule of Revenues and Expenditures by Line Item**  
**2020-21**

	<u>Actual</u> <u>2017-18</u>	<u>Actual</u> <u>2018-19</u>	<u>Estimate</u> <u>2019-20</u>	<u>Budget</u> <u>2020-21</u>
<b>Revenues</b>	<b>\$ 1,681,168</b>	<b>\$ 1,716,695</b>	<b>\$ 460,425</b>	<b>\$ 481,850</b>
<b>51 Taxes</b>	<b>1,681,168</b>	<b>1,650,961</b>	<b>440,425</b>	<b>461,850</b>
51110 Current Taxes	1,644,703	1,630,561	440,425	461,850
51120 Delinquent Property Taxes	18,910	6,464	-	-
51160 Penalty & Interest	17,555	13,936	-	-
<b>57 Other Revenue</b>	<b>-</b>	<b>65,734</b>	<b>20,000</b>	<b>20,000</b>
57711 Interest on Investments	-	65,734	20,000	20,000
<b>Expenditures</b>	<b>1,488,725</b>	<b>1,487,413</b>	<b>1,485,425</b>	<b>1,481,850</b>
<b>74 General Operating Expenses</b>	<b>200</b>	<b>400</b>	<b>1,000</b>	<b>1,000</b>
74085 Bank Service Charge	200	400	1,000	1,000
<b>78 Special Expenditures</b>	<b>1,488,525</b>	<b>1,487,013</b>	<b>1,484,425</b>	<b>1,480,850</b>
78400 Interest & Fiscal Agent Fees	588,525	577,013	920,000	935,000
78401 Bond Principal	900,000	910,000	564,425	545,850
<b>Revenues Over(Under) Expenditures</b>	<b>192,443</b>	<b>229,282</b>	<b>(1,025,000)</b>	<b>(1,000,000)</b>
<b>Other Financing Sources (Uses)</b>				
Operating Transfers In		2,085,168	2,308,564	-
Operating Transfers Out		-	-	-
<b>Revenues and Other Financing Sources Over (Under) Expenditures and Other Uses</b>	<b>192,443</b>	<b>2,314,450</b>	<b>1,283,564</b>	<b>(1,000,000)</b>
<b>Fund Balance, Beginning of Year</b>	<b>129,008</b>	<b>321,451</b>	<b>2,635,901</b>	<b>3,919,465</b>
<b>Fund Balance, End of Year</b>	<b>\$ 321,451</b>	<b>\$ 2,635,901</b>	<b>\$ 3,919,465</b>	<b>\$ 2,919,465</b>

**Potter County, Texas**  
**Series 2017 Debt Service Fund**  
**Tax Notes**  
**Supplementary Schedule of Revenues and Expenditures by Line Item**  
**2020-21**

	<u>Actual</u> <u>2017-18</u>	<u>Actual</u> <u>2018-19</u>	<u>Estimate</u> <u>2019-20</u>	<u>Budget</u> <u>2020-21</u>
<b>Revenues</b>	<b>\$ 364,544</b>	<b>\$ 1,070,125</b>	<b>\$ 464,122</b>	<b>\$ 963,075</b>
<b>51 Taxes</b>	<b>364,544</b>	<b>1,070,125</b>	<b>464,122</b>	<b>963,075</b>
51110 Current Taxes	353,343	1,053,446	464,122	963,075
51120 Delinquent Property Taxes	5,082	7,675	-	-
51160 Penalty & Interest	6,119	9,004	-	-
<b>57 Other Revenue</b>	<b>-</b>	<b>-</b>	<b>-</b>	<b>-</b>
57711 Interest on Investments	-	-	-	-
<b>Expenditures</b>	<b>306,945</b>	<b>960,697</b>	<b>965,122</b>	<b>963,075</b>
<b>74 General Operating Expenses</b>	<b>-</b>	<b>-</b>	<b>1,000</b>	<b>1,000</b>
74085 Bank Service Charge	-	-	1,000	1,000
<b>78 Special Expenditures</b>	<b>306,945</b>	<b>960,697</b>	<b>964,122</b>	<b>962,075</b>
78400 Interest & Fiscal Agent Fees	131,945	95,697	885,000	900,000
78401 Bond Principal	175,000	865,000	79,122	62,075
<b>Revenues Over(Under) Expenditures</b>	<b>57,599</b>	<b>109,428</b>	<b>(501,000)</b>	<b>-</b>
<b>Other Financing Sources (Uses)</b>				
Operating Transfers In	-	-	500,000	-
Operating Transfers Out	-	-	-	-
<b>Revenues and Other Financing Sources Over (Under) Expenditures and Other Uses</b>	<b>57,599</b>	<b>109,428</b>	<b>(1,000)</b>	<b>-</b>
<b>Fund Balance, Beginning of Year</b>	<b>-</b>	<b>57,599</b>	<b>167,027</b>	<b>166,027</b>
<b>Fund Balance, End of Year</b>	<b>\$ 57,599</b>	<b>\$ 167,027</b>	<b>\$ 166,027</b>	<b>\$ 166,027</b>

**Potter County, Texas**  
**Series 2019 Debt Service Fund**  
**Certificates of Obligation**  
**Supplementary Schedule of Revenues and Expenditures by Line Item**  
**2020-21**

	<u>Actual</u> <u>2017-18</u>	<u>Actual</u> <u>2018-19</u>	<u>Estimate</u> <u>2019-20</u>	<u>Budget</u> <u>2020-21</u>
<b>Revenues</b>	\$ -	\$ -	\$ 2,709,717	\$ 2,782,537
<b>51 Taxes</b>	-	-	<b>2,708,717</b>	<b>2,781,537</b>
51110 Current Taxes	-	-	2,708,717	2,781,537
51120 Delinquent Property Taxes	-	-	-	-
51160 Penalty & Interest	-	-	-	-
<b>57 Other Revenue</b>	-	-	<b>1,000</b>	<b>1,000</b>
57711 Interest on Investments	-	-	1,000	1,000
<b>Expenditures</b>	-	-	<b>2,709,717</b>	<b>2,782,537</b>
<b>74 General Operating Expenses</b>	-	-	<b>1,000</b>	<b>1,000</b>
74085 Bank Service Charge	-	-	1,000	1,000
<b>78 Special Expenditures</b>	-	-	<b>2,708,717</b>	<b>2,781,537</b>
78400 Interest & Fiscal Agent Fees	-	-	2,708,717	2,031,537
78401 Bond Principal	-	-	-	750,000
<b>Revenues Over(Under) Expenditures</b>	-	-	-	-
<b>Other Financing Sources (Uses)</b>				
Operating Transfers In	-	-	-	-
Operating Transfers Out	-	-	-	-
<b>Revenues and Other Financing Sources Over (Under) Expenditures and Other Uses</b>	-	-	-	-
<b>Fund Balance, Beginning of Year</b>	-	-	-	-
<b>Fund Balance, End of Year</b>	<u>\$ -</u>	<u>\$ -</u>	<u>\$ -</u>	<u>\$ -</u>

## ***CAPITAL PROJECTS FUNDS***

### ***Supplemental Information***

*The supplemental information provides the line-item detail for each category of expenditures approved by Commissioners' Court.*

This page left blank intentionally.

**Potter County, Texas**  
**Capital Projects Fund**  
**Supplementary Schedule of Revenues and Expenditures by Line Item**  
**2020-21**

	<u>Actual</u> <u>2017-18</u>	<u>Actual</u> <u>2018-19</u>	<u>Estimate</u> <u>2019-20</u>	<u>Budget</u> <u>2020-21</u>
<b>Revenues</b>	<b>\$ 180,000</b>	<b>\$ 244,408</b>	<b>\$ 175,000</b>	<b>\$ 50,000</b>
55 Rents & Recoveries	-	-	-	-
55548 Miscellaneous Recoveries	-	-	-	-
57 Other Revenue	180,000	244,408	175,000	50,000
57711 Interest on Investments	180,000	244,408	175,000	50,000
<b>Expenditures</b>	<b>2,326,974</b>	<b>285,852</b>	<b>1,500,000</b>	<b>2,135,000</b>
70 Capital Outlay	2,326,974	237,350	750,000	1,250,000
70500 Capital Equipment - General Administrative	180,172	-	250,000	500,000
70500 Capital Equipment - General Judicial	-	-	-	250,000
70500 Capital Equipment - Public Safety/Public Service	2,146,802	-	-	-
70650 Construct, Remodel & Repair - Courts Building	-	-	500,000	500,000
70650 Construct, Remodel & Repair - Santa Fe Building	-	237,350	-	-
73 Contract Services	-	48,502	500,000	535,000
73675 Contract Services - Leased Buildings	-	-	-	35,000
73560 Contract Services - Courts Building	-	48,502	500,000	500,000
73560 Contract Services - Road & Bridge	-	-	-	-
74 General Operating Expenses	-	-	-	-
74700 Non-Capital Equipment	-	-	-	-
76 Equipment / Vehicle Repairs & Maintenance	-	-	-	-
76610 Equipment Rental - Bowie Annex	-	-	-	-
77 Building Repairs & Maintenance	-	-	250,000	350,000
77000 Building Maintenance - Courthouse	-	-	-	100,000
77000 Building Maintenance - Courts Building	-	-	250,000	250,000
<b>Revenues Over(Under) Expenditures</b>	<b>(2,146,974)</b>	<b>(41,444)</b>	<b>(1,325,000)</b>	<b>(2,085,000)</b>
<b>Other Financing Sources (Uses)</b>				
Issuance of Tax Notes	-	-	-	-
Issuance Costs on Notes	-	-	-	-
Operating Transfers In	1,541,268	1,500,000	1,500,000	1,500,000
Operating Transfers Out	-	-	-	(7,750,000)
<b>Revenues and Other Financing Sources</b>				
<b>Over (Under) Expenditures and Other Uses</b>	<b>(605,706)</b>	<b>1,458,556</b>	<b>175,000</b>	<b>(8,335,000)</b>
<b>Fund Balance, Beginning of Year</b>	<b>9,706,706</b>	<b>9,101,000</b>	<b>10,559,556</b>	<b>10,734,556</b>
<b>Fund Balance, End of Year</b>	<b>\$ 9,101,000</b>	<b>\$ 10,559,556</b>	<b>\$ 10,734,556</b>	<b>\$ 2,399,556</b>

**Potter County, Texas**  
**District Courts Building Construction Fund**  
**Supplementary Schedule of Revenues and Expenditures by Line Item**  
**2020-21**

	<u>Actual</u> <u>2017-18</u>	<u>Actual</u> <u>2018-19</u>	<u>Estimate</u> <u>2019-20</u>	<u>Budget</u> <u>2020-21</u>
<b>Revenues</b>	\$ -	\$ 54,601,585	\$ 675,000	\$ 15,000
<b>57 Other Revenue</b>	-	54,601,585	675,000	15,000
57424 Bond Proceeds	-	54,000,000	-	-
57771 Interest on Investments	-	601,585	675,000	15,000
<b>Expenditures</b>	-	585,727	3,510,000	58,900,000
<b>70 Capital Outlay</b>	-	-	10,000	52,000,000
70500 Capital Equipment	-	-	-	4,500,000
70650 Construction Remodeling & Repairs	-	-	10,000	47,500,000
<b>73 Contract Services</b>	-	585,727	3,500,000	3,400,000
73675 Contract Services	-	585,727	3,500,000	3,400,000
<b>74 General Operating Expenses</b>	-	-	-	3,500,000
74000 Stationery & Supplies	-	-	-	-
74700 Non-Capital Equipment	-	-	-	3,500,000
<b>76 Equipment / Vehicle Repairs &amp; Maintenance</b>	-	-	-	-
76610 Equipment Rental	-	-	-	-
<b>77 Building Repairs &amp; Maintenance</b>	-	-	-	-
77000 Building Repair & Maintenance	-	-	-	-
<b>Revenues Over(Under) Expenditures</b>	-	54,015,858	(2,835,000)	(58,885,000)
<b>Other Financing Sources (Uses)</b>				
Operating Transfers In	-	-	-	7,750,000
Operating Transfers Out	-	-	-	-
<b>Revenues and Other Financing Sources</b>				
<b>Over (Under) Expenditures and Other Uses</b>	-	54,015,858	(2,835,000)	(51,135,000)
<b>Fund Balance, Beginning of Year</b>	-	-	54,015,858	51,180,858
<b>Fund Balance, End of Year</b>	<u>\$ -</u>	<u>\$ 54,015,858</u>	<u>\$ 51,180,858</u>	<u>\$ 45,858</u>



## ***INTERNAL SERVICE FUND***

### ***Supplemental Information***

*The supplemental information provides the line-item detail for each category of expenditures approved by Commissioners' Court.*

This page left blank intentionally.

**Potter County, Texas**  
**Health & Life Insurance Fund**  
**Supplementary Schedule of Revenues and Expenditures by Line Item**  
**2020-21**

	<u>Actual</u> <u>2017-18</u>	<u>Actual</u> <u>2018-19</u>	<u>Estimate</u> <u>2019-20</u>	<u>Budget</u> <u>2020-21</u>
<b>Operating Revenues</b>	<b>7,213,371</b>	<b>8,387,234</b>	<b>8,444,000</b>	<b>7,722,000</b>
53 Intergovernmental Revenue	-	250,000	-	-
53201 County Contributions	-	250,000	-	-
55 Rents & Recoveries	469,571	822,222	200,000	200,000
55531 Recoveries	469,571	822,222	200,000	200,000
58 Other Revenue	6,743,800	7,315,012	8,244,000	7,522,000
58330 Premiums	6,559,688	7,126,029	8,050,000	7,350,000
58330 Cobra Premiums	-	-	-	-
58330 Retiree Premiums	184,112	188,983	194,000	172,000
<b>Operating Expenses</b>	<b>8,087,376</b>	<b>7,212,455</b>	<b>8,398,000</b>	<b>7,192,000</b>
73 Contract Services	19,703	40,000	40,000	40,000
73560 Contract Services	19,703	40,000	40,000	40,000
74 General Operating Expenses	-	-	-	-
74000 Stationery & Supplies	-	-	-	-
79 Other Expenditures	8,067,673	7,172,455	8,358,000	7,152,000
79242 Vision Insurance Premiums	81,009	85,213	94,000	82,000
79244 Dental Insurance Premiums	372,584	339,410	378,000	365,000
79246 Basic/Voluntary Life Premiums	170,874	169,315	156,000	160,000
79250 Third Party Admin Fees	860,423	969,444	900,000	970,000
79600 Pharmacy Claims	1,745,191	1,425,086	2,630,000	2,200,000
79600 Medical Claims	4,521,718	3,754,097	3,800,000	3,000,000
79600 Juvenile Probation Claims	231,587	278,730	200,000	200,000
79600 Retiree Claims	81,049	145,971	150,000	150,000
79600 Cobra Claims	3,238	5,128	50,000	25,000
<b>Net Operating Income</b>	<b>(874,005)</b>	<b>1,174,779</b>	<b>46,000</b>	<b>530,000</b>
<b>Non-operating Income</b>				
57 Other Revenue				
57711 Interest on Investments	16,933	22,391	15,000	5,000
<b>Net Income (Loss)</b>	<b>(857,072)</b>	<b>1,197,170</b>	<b>61,000</b>	<b>535,000</b>
<b>Retained Earnings at Beginning of Year</b>	<b>757,484</b>	<b>150,412</b>	<b>1,347,582</b>	<b>1,408,582</b>
<b>Operating Transfers</b>	<b>250,000</b>	<b>-</b>	<b>-</b>	<b>-</b>
<b>Retained Earnings at End of Year</b>	<b>150,412</b>	<b>1,347,582</b>	<b>1,408,582</b>	<b>1,943,582</b>

This page left blank intentionally.