

# POTTER COUNTY TREASURER

## 2021 THIRD QUARTER INVESTMENT REPORT



Commissioners' Court  
July 26, 2021  
Potter County Treasurer  
Leann Jennings

# County of Potter

STATE OF TEXAS

TREASURER'S OFFICE  
900 S. POLK, SUITE 401  
AMARILLO, TEXAS 79101-3412



PHONE: (806) 349-4834  
FAX: (806) 349-4845  
leannjennings@co.potter.tx.us

LEANN JENNINGS  
COUNTY TREASURER

JULY, 2021

The Honorable Commissioners' Court  
Potter County  
Amarillo, Texas 79101

The Public Funds Investment Act requires that not less than quarterly under Section 2256.023, that the investment officer will prepare and submit to the Commissioners' Court a written report of investment transactions for all funds for the preceding reporting period within a reasonable time after the end of the period. This section also requires that the report reflect the following:

- A) The investment position of Potter County on the date of the report.
- B) A summary statement of each pooled fund group that states the:
  - a. Beginning market value for the reporting period;
  - b. Additions and changes to the market value during the period;
  - c. Ending market value for the period; and
  - d. Fully accrued interest for the period.
- C) State the book value and market value of each separately invested asset at the beginning and end of the reporting by the type of asset and fund type invested.
- D) State the maturity date of each separately invested asset that has a maturity date.
- E) State the account or fund or pooled group fund in the county for which each individual investment was acquired.
- F) And, state the compliance of the investment portfolio of the county as it relates to:
  - a. The investment strategy expressed in the county's investment policy;
  - b. Relevant provisions of this chapter.

This report will reflect the investment position of Potter County from April 1, 2021 through June 30, 2021.

The investment strategy for all funds for the third quarter of our 2021 fiscal year was that of the investment pool in TexPool, TexPool Prime, Texas Class, Financial Northeastern Companies and Amarillo National Bank.

NOTE:

TexPool and Texas Class investments do not have a stated maturity, funds are available daily. Please see the monthly reports enclosed for ownership and changes in book and market value and their monthly information.

Respectfully,




Leann Jennings  
Potter County Treasurer/Investment Officer

Potter County 2021 Investment Committee:



Commissioner H.R. Kelly, Precinct 1



Kerry Hood, County Auditor



Jackson Latimer, Assistant County Attorney

POTTER COUNTY DEPOSITORY ACCOUNTS - INTEREST PAID

ACCOUNT:	THIRD QUARTER 2021		APRIL		MAY		JUNE	
	BALANCE	INTEREST EARNED	BALANCE	INTEREST EARNED	BALANCE	INTEREST EARNED	BALANCE	INTEREST EARNED
1) JUVENILE FUND	33,825.88	5.66	33,806.83	5.76	33,911.66	5.57	33,911.66	5.57
2) JUVENILE PROBATION STATE FUND	56,728.77	10.97	83,068.90	14.11	74,420.92	12.23	74,420.92	12.23
3) JUVENILE IV-E FUND	200,765.61	33.00	164,077.80	31.27	154,456.46	25.39	154,456.46	25.39
4) JUVENILE PROBATION	1,702,353.89	279.84	1,567,714.66	288.30	1,061,733.33	174.53	1,061,733.33	174.53
*5) DISBURSEMENT ACCOUNT	1,101,488.60	181.07	1,838,542.78	278.51	1,408,262.93	231.50	1,408,262.93	231.50
6) INSURANCE ACCOUNT	2,870,538.90	471.87	2,878,058.85	505.88	3,011,957.07	485.11	3,011,957.07	485.11
*7) CO. ATTY HOT CHECK FUND	46,393.53	7.82	42,287.63	7.19	38,893.11	6.39	38,893.11	6.39
*8) DIST. ATTY HOT CHECK FUND	115,505.20	18.99	115,301.05	19.58	115,085.91	18.82	115,085.91	18.82
9) DIST. ATTY FORFEITURE RELEASE	59,274.12	8.74	59,879.62	10.14	54,587.71	8.98	54,587.71	8.98
10) GENERAL OPERATING FUND	18,947,659.50	3,114.70	17,876,567.52	2,951.39	14,408,016.56	2,388.48	14,408,016.56	2,388.48
11) CO. CLK RECORDS MGMT&PRESERVATION	339,400.77	55.79	344,391.10	58.60	358,338.96	68.90	358,338.96	68.90
12) ELECTION FUND	244,388.19	40.17	243,956.72	41.43	304,816.94	50.11	304,816.94	50.11
13) VOTER REGISTRATION FUND	10,277.95	1.69	10,278.79	1.76	10,281.23	1.69	10,281.23	1.69
14) INTEREST & SINKING ACCOUNT	5,539,850.18	910.67	5,581,744.64	949.83	5,633,619.54	826.07	5,633,619.54	826.07
15) DETENTION CTR. COMMISSARY ACCOUNT	214,582.24	35.34	225,146.46	38.24	230,799.68	37.94	230,799.68	37.94
*16) TAX OFC STATE & COUNTY TAXES	301,582.86	49.57	225,082.48	38.24	163,207.18	25.18	163,207.18	25.18
*17) TAX OFC CREDIT CARD ACCOUNT	692,143.13	113.78	394,167.21	66.85	472,870.33	77.74	472,870.33	77.74
*18) TAX OFC HIGHWAY FUNDS	1,217,768.63	200.18	831,882.17	141.22	743,032.36	122.14	743,032.36	122.14
*19) TAX OFC VEH. INVENTORY TAX ESCROW	225,095.77	37.00	342,501.11	58.18	444,729.23	73.10	444,729.23	73.10
20) LOCAL LAW ENFORCEMENT BLOCK GRANT	37,838.60	8.51	84,322.32	10.93	90,486.15	6.85	90,486.15	6.85
21) TAX OFFICE IRP ACCOUNT	25,042.59	4.12	3,978.05	0.88	14,805.13	2.43	14,805.13	2.43
22) CAD#1	3,770,800.70	819.87	3,769,203.06	638.55	3,688,774.65	606.37	3,688,774.65	606.37
23) CSCD JUDICIAL FUND	1,004,587.73	185.15	963,338.28	161.94	1,187,601.11	185.22	1,187,601.11	185.22
24) CSCD ACCOUNT	86,879.03	14.30	78,632.39	13.00	77,991.39	12.82	77,991.39	12.82
25) CAPITAL PROJECTS 2003	3,391,019.65	567.42	4,338,348.00	736.58	4,309,400.20	708.39	4,309,400.20	708.39
26) SO FEDERAL FORFEITURE	171,156.73	28.14	182,043.24	30.82	179,597.03	29.53	179,597.03	29.53
27) DISTRICT CLERK RMPF	193,181.24	31.75	195,284.16	33.17	189,363.27	32.77	189,363.27	32.77
28) TAX OFFICE ESCROW	198,898.04	32.33	208,015.77	35.33	171,806.18	28.27	171,806.18	28.27
29) DA SEIZURE FUND	49,700.51	8.17	62,049.15	10.54	112,734.37	18.53	112,734.37	18.53
30) CA FEDERAL FORFEITURE FUND	149,682.26	24.61	85,312.10	14.49	75,238.98	12.38	75,238.98	12.38
31) TAX PAYER ACH	182.82	0.03	39.30	0.01	772.37	0.13	772.37	0.13
32) AMERICAN RESCUE PLAN ACT (ARPA)	0.00	0.00	0.00	0.00	0.00	0.00	0.00	0.00
33) RETAINAGE FUND	81,526.77	13.40	194,981.74	33.12	288,171.76	47.34	288,171.76	47.34
34) DISTRICT COURT CONSTRUCTION	632,860.48	104.03	1,390,308.80	210.22	2,381,894.43	386.96	2,381,894.43	386.96
TOTAL	43,747,486.79	7,190.38	44,000,010.56	7,473.94	41,408,164.62	6,806.74	41,408,164.62	6,806.74

\* Interest fees transferred into Depository Funds at the end of each month  
 APR. INT. RATE: .20% General Acct.: .20% JUNE INT. RATE: .20% General Acct.: .20%  
 MAY INT. RATE: .20% General Acct.: .20%



## DEPOSITORY INTEREST ACCOUNT DESCRIPTIONS

- 1) **Juvenile Fund** - \$5.00 Court Fee, run through Agency
- 2) **Juvenile Probation State Fund** - State grant money received monthly
- 3) **Juvenile IV-E Fund** - Federal grant money, reimbursements of claims submitted
- 4) **Juvenile Probation** - County funding (county contribution), quarterly
- 5) **Disbursement Account** - Wash account for all checks paid through the county, at the end of the month this should equal zero. Interest is transferred to the General Fund
- 6) **Insurance Account** - insurance payroll deductions, Fowler-Randall Appraisal District, claim reimbursements
- 7) **County Attorney Hot Check Fund** - Agency Fund accounts for collection fees on "insufficient funds" checks in a capacity of agent for the County Attorney. Interest is transferred to the General Fund
- 8) **District Attorney Hot Check Fund** - Agency Fund accounts for collection fees on "insufficient funds" checks in a capacity of agent for the District Attorney. Interest is transferred to the General Fund
- 9) **District Attorney Forfeiture Release** - Agency Fund accounts for the holding of seized funds from District Court cases prior to the case being closed and the funds released
- 10) **General Operating Fund** - Account for the revenues and expenditures necessary to carry out basic governmental activities. Revenues are recorded by source, i.e., taxes, licenses, fines, fees, etc. Expenditures are recorded first by function and then by department, expenditures are made primarily for current day-to-day operating expenses and operating equipment
- 11) **County Clerk Records Management & Preservation** - accounts for revenues derived from the records management and preservation fees collected by the County Clerk on all recorded documents. The revenues are to be used for specific records preservation and automation projects by and for the County Clerk's Office
- 12) **Election Fund** - accounts for revenues from local political parties. The revenues are to be used to pay only those expenses related to elections
- 13) **Voter Registration Fund** - accounts for the allocation from the State of Texas. The revenues are to be used to pay only those expenses related to voter registration
- 14) **Interest & Sinking Account** - accounts for the accumulation of resources for and the payment of general long-term debt principal and interest
- 15) **Detention Ctr. Commissary Account** - accounts for proceeds from sale of commissary items at detention center
- 16) **Tax Ofc State & County Taxes** - Collection of taxes, court costs, misc. fees, beer & wine, liquor, tax certificates, trustee sale, excess proceeds, adcrow taxes, attorney fees. Payment is disbursed to entities either daily or monthly. Interest is transferred to the General Fund
- 17) **Tax Ofc Credit Card Account** - Highway Department and Tax side of credit card collections. Holding account for Tax acct # 772968 and Highway acc. # 772976. Collects Tax and 3% surcharge. Disburse funds to each account after verification with bank statement. Interest is transferred to General Account
- 18) **Tax Ofc Highway Funds** - (New account opened 6/04) Collection of motor vehicles fees, i.e., registration, title fees, sales tax, county Road & Bridge fees, state Road & Bridge fees, Road & Bridge retainage, etc., collected for the state. Interest is transferred to General Account

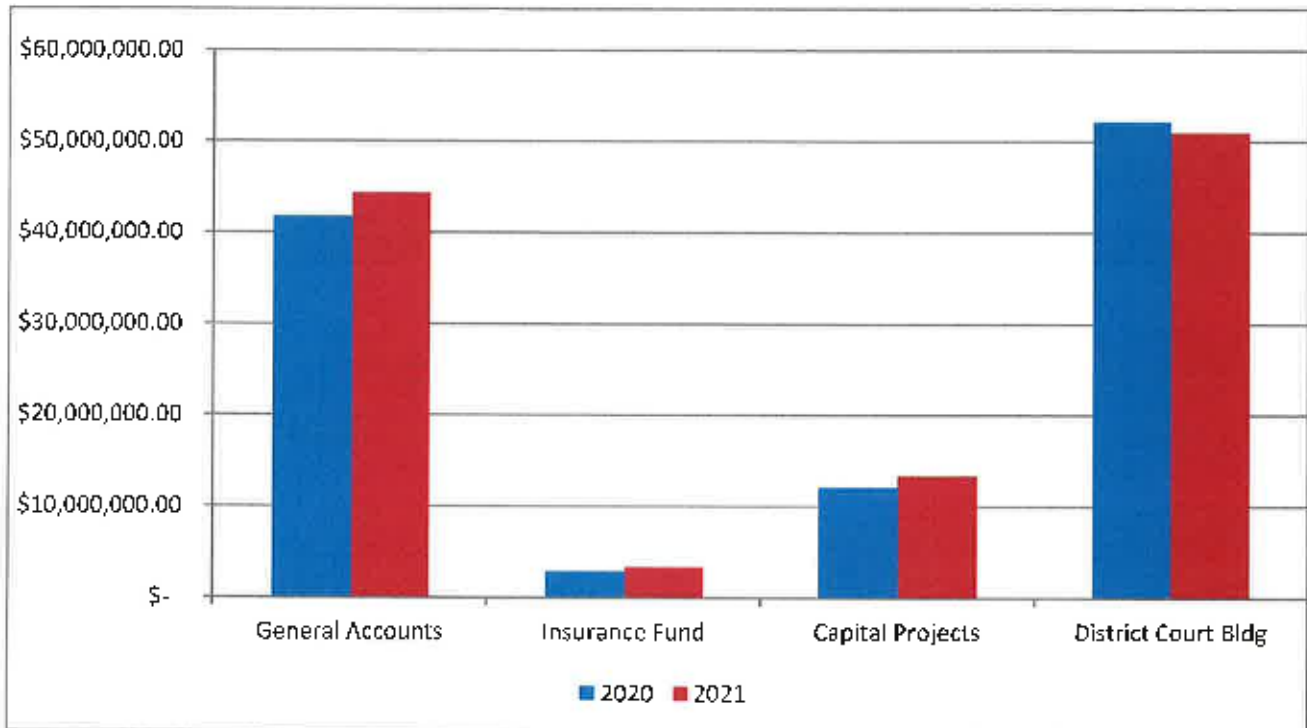
- 19) **Tax Ofc Veh Inventory Tax Escrow** - State fees collected through dealerships for Inventory Tax, monies collected is deposited to TexPool monthly. Interest remains in account and transferred to TexPool annually
- 20) **Local Law Enforcement Block Grant** - accounts for the grant monies received from the Bureau of Justice Assistance. These monies are to be used to underwrite projects to reduce crime and improve public safety
- 21) **Tax Ofc IRP Account** holding account for monies collected from the Texas Department of Transportation from other state registration offices for proportioned tax on semi-tractors to be disbursed as payments are received from State Comptroller's office
- 22) **CAD#1** - accounts for sales tax revenues and interest earned for the County Assistance District #1. A 2% sales tax rate was approved by voters on 11-7-17. Funds can be used as authorized by Chapter 357 of the Local Government Code.
- 23) **CSCD Judicial Fund** - accounts for monies received from probation fees and state funding. CSCD disbursement account. Interest remains in this account
- 24) **CSCD Account** - wash account for all court costs, fines and restitutions. Interest from account is transferred to the Judicial Account
- 25) **Capital Projects 2003 Fund** - accounts for the proceeds from certificates of obligation issued for constructing, renovating and improving county owned buildings, the purchase of land and right-of-way for authorized needs and purposes, and professional services relating to such projects
- 26) **SO Federal Forfeiture Fund** accounts for Federal assets seized with a percentage given to the county, governed by the Department of Treasury
- 27) **District Clerk Records Management & Preservation Fund** accounts for revenues derived from the records management and preservation fees collected by the District Clerk on all recorded documents
- 28) **Tax Office Property Tax Escrow** - prepayment of future taxes
- 29) **District Attorney Seizure Funds** - accounts for the holding of seized funds from cases prior to the case being closed and funds released
- 30) **CA Federal Forfeiture Fund** - seized funds that have been released to the County Attorney through a judgment in Court. Proceeds are to be used solely for the official purposes of that office after a budget for the expenditure of the proceeds has been submitted to the commissioners' court
- 31) **Potter County Tax Payer ACH Fund** tax payers' wire transfer payments
- 32) **Potter County American Rescue Plan Act (ARPA) - COVID Rescue Funds**
- 33) **Retainage Fund** - Monies held until job completed
- 34) **District Court Construction Fund** - accounts for county funds and the proceeds from certificates of obligation issued during construction and professional services relating to such project.



Potter County  
 TexPool Investment Accounts  
 for Third Quarter 2021



INVESTMENT COMPARISON OF June 1, 2020 TO June 30, 2021			
Texas Local Government Investment Pool TexPool		Balance as of June 30, 2020	Balance as of June 30, 2021
TexPool, TexPool Prime, Texas Class, Amarillo National Bank	General Accounts	\$ 41,745,514.28	\$ 44,368,705.82
TexPool, ANB, Texas Class	Insurance Fund	\$ 2,873,585.49	\$ 3,361,040.89
Texas Class, ANB, TexPool	Capital Projects	\$ 12,077,759.90	\$ 13,394,662.94
Texas Class	District Court Bldg	\$ 52,193,690.11	\$ 51,048,584.60





## Monthly Newsletter: July 2021

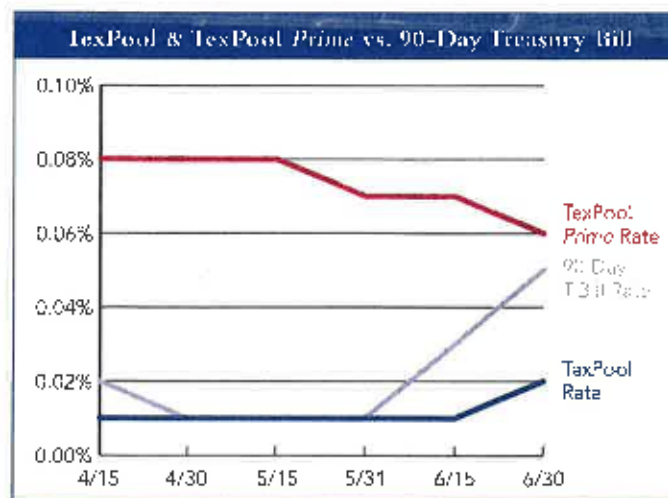
### Performance as of June 30, 2021

	TexPool	TexPool Prime
Current Invested Balance	\$23,828,759,765.63	\$10,193,303,688.47
Weighted Average Maturity**	30 Days	45 Days
Weighted Average Life**	90 Days	57 Days
Net Asset Value	1.00009	1.00005
Total Number of Participants	2,658	445
Management Fee on Invested Balance	0.0450%	0.0550%
Interest Distributed	\$261,269.57	\$599,231.77
Management Fee Collected	\$779,707.27	\$434,764.01
Standard & Poor's Current Rating	AAAm	AAAm
<b>Month Averages</b>		
Average Invested Balance	\$24,392,540,901.06	\$10,304,982,385.57
Average Monthly Rate*	0.01%	0.07%
Average Weighted Average Maturity**	29	49
Average Weighted Average Life**	91	60

\*This average monthly rate for TexPool Prime, for each date may reflect a waiver of some portion or all of each of the management fees.

\*\*See page 2 for definitions.

Past performance is no guarantee of future results.



90-Day Treasury Bill is a short-term debt instrument backed by the national government. These are used to collect immediate cash to meet outstanding obligations.

Any private investor can invest in a Treasury bill. The 90-Day Treasury Bill is a weighted average rate of the weekly auctions of 90-Day Treasury Bills.

Past performance is no guarantee of future results.



Third Quarter 2021  
Potter County

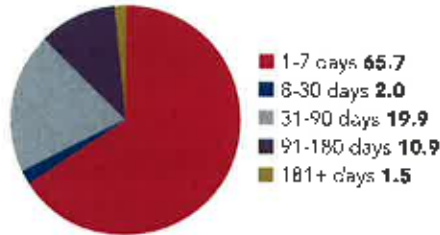
TexPool Investment Accounts

TEXPOOL SUMMARY		APRIL THROUGH JUNE 30, 2021							Portfolio Value			
Texas Local Government Investment Pool	Month	Beginning Balance	Total Deposits	Total Withdrawals	Month To Date Interest	Year To Date Interest	Ending Balance	Market Value Apr. thru June 2021	Share Price Apr. 1 thru June 30, 2021	Shares Owned Apr. 1 thru June 30, 2021	Market Value Apr. thru June 30, 2021	
	General Account	APR	\$ 422,219.65	\$ -	\$ -	\$ 4.66	\$ 53.76	\$ 422,224.31	\$ 422,219.65	\$ 1.00	422,224.310	\$ 422,224.31
MAY		\$ 422,224.31	\$ -	\$ -	\$ 3.74	\$ 57.50	\$ 422,228.05	\$ 422,224.31	\$ 1.00	422,228.050	\$ 422,228.05	
JUN		\$ 422,228.05	\$ -	\$ -	\$ 4.57	\$ 62.07	\$ 422,232.62	\$ 422,228.05	\$ 1.00	422,232.620	\$ 422,232.62	
Capital Projects 2003	APR	\$ 3,777,739.74	\$ -	\$ -	\$ 41.85	\$ 480.99	\$ 3,777,781.59	\$ 3,777,739.74	\$ 1.00	3,777,781.590	\$ 3,777,781.59	
	MAY	\$ 3,777,781.59	\$ -	\$ -	\$ 32.79	\$ 513.78	\$ 3,777,814.38	\$ 3,777,781.59	\$ 1.00	3,777,814.380	\$ 3,777,814.38	
	JUN	\$ 3,777,814.38	\$ -	\$ -	\$ 40.63	\$ 554.41	\$ 3,777,855.01	\$ 3,777,814.38	\$ 1.00	3,777,855.010	\$ 3,777,855.01	
Insurance Fund	APR	\$ 32,574.11	\$ -	\$ -	\$ 0.34	\$ 4.03	\$ 32,574.45	\$ 32,574.11	\$ 1.00	32,574.450	\$ 32,574.45	
	MAY	\$ 32,574.45	\$ -	\$ -	\$ 0.31	\$ 4.34	\$ 32,574.76	\$ 32,574.45	\$ 1.00	32,574.760	\$ 32,574.76	
	JUN	\$ 32,574.76	\$ -	\$ -	\$ 0.36	\$ 4.72	\$ 32,575.14	\$ 32,574.76	\$ 1.00	32,575.140	\$ 32,575.14	



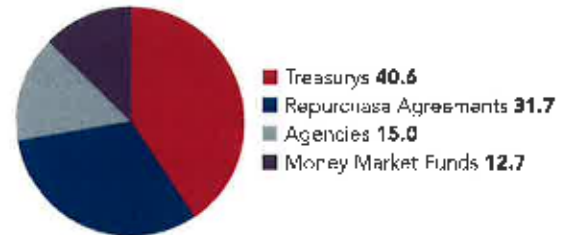
### Portfolio by Maturity (%)

As of June 30, 2021



### Portfolio by Type of Investment (%)

As of June 30, 2021



### Portfolio Asset Summary as of June 30, 2021

	Book Value	Market Value
Uninvested Balance	\$673.11	\$673.11
Receivable for Investments Sold	0.00	0.00
Accrual of Interest Income	4,051,750.72	4,051,750.72
Interest and Management Fees Payable	-261,265.04	-261,265.04
Payable for Investments Purchased	-1,324,096,592.50	-1,324,096,592.50
Accrued Expenses & Taxes	-29,377.92	-29,377.92
Repurchase Agreements	8,024,081,000.00	8,024,081,000.00
Mutual Fund Investments	3,192,074,000.00	3,192,074,000.00
Government Securities	3,709,952,619.81	3,712,033,891.15
US Treasury Bills	8,350,726,740.80	8,350,585,078.59
US Treasury Notes	1,872,260,216.65	1,872,535,609.62
<b>Total</b>	<b>\$23,828,759,765.63</b>	<b>\$23,830,974,767.72</b>

Market value of collateral supporting the Repurchase Agreements is at least 102% of the Book Value. The portfolio is managed by Federated Investment Counseling and the assets are safe kept in a separate custodial account at State Street Bank in the name of TexPool. The only source of payment to the Participants is the assets of TexPool. There is no secondary source of payment for the pool such as insurance or State guarantee. Should you require a copy of the portfolio, please contact TexPool Participant Services.

### Participant Summary

	Number of Participants	Balance
School District	599	\$6,579,824,438.04
Higher Education	60	\$1,532,502,024.69
County	194	\$3,019,146,173.28
Healthcare	90	\$1,190,264,566.91
Utility District	849	\$3,637,189,579.70
City	484	\$6,442,418,775.54
Emergency Districts	98	\$321,443,872.35
Economic Development Districts	83	\$125,050,753.63
Other	201	\$977,295,224.57

#### \*\*Definition of Weighted Average Maturity and Weighted Average Life

WAM is the mean average of the periods of time remaining until the securities held in TexPool (a) are scheduled to be repaid, (b) would be repaid upon a demand by TexPool, or (c) are scheduled to have their interest rate readjusted to reflect current market rates. Securities with adjustable rates payable upon demand are treated as maturing on the earlier of the two dates set forth in (b) and (c) if their scheduled maturity is 397 days or less; and the later of the two dates set forth in (b) and (c) if their scheduled maturity is more than 397 days. The mean is weighted based on the percentage of the amortized cost of the portfolio invested in each period.

WAL is calculated in the same manner as WAM, but is based solely on the periods of time remaining until the securities held in TexPool (a) are scheduled to be repaid or (b) would be repaid upon a demand by TexPool, without reference to when interest rates of securities within TexPool are scheduled to be readjusted.



Daily Summary						
Date	Money Mkt. Fund Equiv. (SEC Std.)	Dividend Factor	TexPool Invested Balance	NAV	WAM Days	WAL Days
4/1	0.0150%	0.000000411	\$26,212,048,493.50	1.00017	30	90
4/2	0.0150%	0.000000411	\$26,212,048,493.50	1.00017	30	90
4/3	0.0150%	0.000000411	\$26,212,048,493.50	1.00017	30	90
4/4	0.0150%	0.000000411	\$26,212,048,493.50	1.00017	30	90
4/5	0.0208%	0.000000569	\$26,317,543,249.05	1.00015	27	86
4/6	0.0162%	0.000000445	\$26,299,669,870.41	1.00017	26	85
4/7	0.0114%	0.000000311	\$26,540,097,375.67	1.00016	27	85
4/8	0.0149%	0.000000407	\$26,383,698,980.50	1.00017	27	84
4/9	0.0252%	0.000000691	\$26,261,979,923.66	1.00016	27	85
4/10	0.0252%	0.000000691	\$26,261,979,923.66	1.00016	27	85
4/11	0.0252%	0.000000691	\$26,261,979,923.66	1.00016	27	85
4/12	0.0154%	0.000000422	\$25,804,635,751.25	1.00016	29	85
4/13	0.0123%	0.000000336	\$25,850,789,768.31	1.00016	29	86
4/14	0.0124%	0.000000339	\$25,795,913,458.64	1.00016	30	86
4/15	0.0105%	0.000000289	\$25,654,556,101.02	1.00016	30	89
4/16	0.0105%	0.000000289	\$25,567,393,029.34	1.00016	31	89
4/17	0.0105%	0.000000289	\$25,567,393,029.34	1.00016	31	89
4/18	0.0105%	0.000000289	\$25,567,393,029.34	1.00016	31	89
4/19	0.0103%	0.000000282	\$25,551,722,657.25	1.00016	31	88
4/20	0.0103%	0.000000283	\$25,437,187,789.26	1.00016	31	89
4/21	0.0103%	0.000000282	\$25,414,559,362.96	1.00016	31	88
4/22	0.0103%	0.000000282	\$25,555,711,560.86	1.00016	30	89
4/23	0.0103%	0.000000282	\$25,816,392,708.31	1.00015	31	88
4/24	0.0103%	0.000000282	\$25,816,392,708.31	1.00015	31	88
4/25	0.0103%	0.000000282	\$25,816,392,708.31	1.00015	31	88
4/26	0.0103%	0.000000282	\$25,721,280,696.46	1.00015	29	86
4/27	0.0103%	0.000000282	\$25,683,912,429.04	1.00015	28	89
4/28	0.0101%	0.000000277	\$25,603,053,272.71	1.00016	29	89
4/29	0.0101%	0.000000277	\$25,327,987,291.72	1.00016	29	89
4/30	0.0101%	0.000000277	\$25,031,802,202.84	1.00015	30	91
<b>Average:</b>	<b>0.0135%</b>	<b>0.000000369</b>	<b>\$25,858,653,774.18</b>	<b>1.00016</b>	<b>29</b>	<b>88</b>



### Daily Summary

Date	Money Mkt. Fund Equiv. (SEC Std.)	Dividend Factor	TexPool Invested Balance	NAV	WAM Days	WAL Days
5/1	0.0101%	0.000000277	\$25,031,802,202.84	1.00015	30	91
5/2	0.0101%	0.000000277	\$25,031,802,202.84	1.00015	30	91
5/3	0.0101%	0.000000277	\$24,983,666,998.54	1.00015	28	89
5/4	0.0125%	0.000000342	\$24,961,870,932.44	1.00015	28	89
5/5	0.0101%	0.000000277	\$24,897,544,804.82	1.00015	28	89
5/6	0.0101%	0.000000277	\$24,830,376,805.78	1.00015	28	88
5/7	0.0101%	0.000000277	\$24,735,111,968.96	1.00015	29	89
5/8	0.0101%	0.000000277	\$24,735,111,968.96	1.00015	29	89
5/9	0.0101%	0.000000277	\$24,735,111,968.96	1.00015	29	89
5/10	0.0101%	0.000000277	\$24,764,723,595.12	1.00015	27	87
5/11	0.0101%	0.000000277	\$24,680,437,208.39	1.00015	28	88
5/12	0.0101%	0.000000277	\$24,551,475,976.54	1.00015	29	89
5/13	0.0101%	0.000000277	\$24,393,790,285.79	1.00015	29	89
5/14	0.0101%	0.000000277	\$24,516,675,643.79	1.00015	30	90
5/15	0.0101%	0.000000277	\$24,516,675,643.79	1.00015	30	90
5/16	0.0101%	0.000000277	\$24,516,675,643.79	1.00015	30	90
5/17	0.0101%	0.000000277	\$24,428,621,154.44	1.00015	29	88
5/18	0.0101%	0.000000277	\$24,577,761,520.50	1.00015	31	90
5/19	0.0101%	0.000000277	\$24,829,548,940.58	1.00015	31	91
5/20	0.0101%	0.000000277	\$24,785,086,063.62	1.00015	31	92
5/21	0.0101%	0.000000277	\$25,159,112,964.20	1.00014	32	91
5/22	0.0101%	0.000000277	\$25,159,112,964.20	1.00014	32	91
5/23	0.0101%	0.000000277	\$25,159,112,964.20	1.00014	32	91
5/24	0.0101%	0.000000277	\$25,055,501,972.19	1.00014	30	89
5/25	0.0101%	0.000000277	\$25,126,333,058.93	1.00014	30	88
5/26	0.0101%	0.000000277	\$25,001,311,969.56	1.00014	30	91
5/27	0.0101%	0.000000277	\$24,829,677,057.39	1.00014	31	94
5/28	0.0101%	0.000000277	\$24,705,953,565.60	1.00013	32	95
5/29	0.0101%	0.000000277	\$24,705,953,565.60	1.00013	32	95
5/30	0.0101%	0.000000277	\$24,705,953,565.60	1.00013	32	95
5/31	0.0101%	0.000000277	\$24,705,953,565.60	1.00013	32	95
<b>Average:</b>	<b>0.0102%</b>	<b>0.000000279</b>	<b>\$24,800,575,765.92</b>	<b>1.00015</b>	<b>30</b>	<b>90</b>



Daily Summary						
Date	Money Mkt. Fund Equiv. (SEC Std.)	Dividend Factor	TexPool Invested Balance	NAV	WAM Days	WAL Days
6/1	0.0101%	0.000000277	\$24,640,914,053.05	1.00014	31	94
6/2	0.0101%	0.000000277	\$24,774,332,134.52	1.00014	31	94
6/3	0.0101%	0.000000277	\$24,809,060,756.98	1.00013	30	93
6/4	0.0101%	0.000000277	\$24,704,747,778.81	1.00013	31	94
6/5	0.0101%	0.000000277	\$24,704,747,778.81	1.00013	31	94
6/6	0.0101%	0.000000277	\$24,704,747,778.81	1.00013	31	94
6/7	0.0101%	0.000000277	\$24,696,555,759.49	1.00013	30	92
6/8	0.0101%	0.000000277	\$24,383,169,236.83	1.00013	30	92
6/9	0.0101%	0.000000277	\$24,463,157,095.28	1.00013	30	92
6/10	0.0101%	0.000000277	\$24,404,256,359.29	1.00013	30	93
6/11	0.0101%	0.000000277	\$24,503,611,336.65	1.00012	31	93
6/12	0.0101%	0.000000277	\$24,503,611,336.65	1.00012	31	93
6/13	0.0101%	0.000000277	\$24,503,611,336.65	1.00012	31	93
6/14	0.0101%	0.000000277	\$24,416,614,947.58	1.00013	29	90
6/15	0.0101%	0.000000277	\$24,365,824,719.71	1.00013	29	90
6/16	0.0100%	0.000000274	\$24,349,432,565.71	1.00010	28	90
6/17	0.0114%	0.000000311	\$24,351,550,713.93	1.00010	28	90
6/18	0.0168%	0.000000461	\$24,297,882,144.53	1.00009	29	90
6/19	0.0168%	0.000000461	\$24,297,882,144.53	1.00009	29	90
6/20	0.0168%	0.000000461	\$24,297,882,144.53	1.00009	29	90
6/21	0.0161%	0.000000440	\$24,311,241,190.08	1.00009	26	87
6/22	0.0164%	0.000000450	\$24,234,956,162.88	1.00011	26	87
6/23	0.0163%	0.000000446	\$24,125,261,680.11	1.00010	26	90
6/24	0.0167%	0.000000458	\$24,037,109,283.38	1.00009	25	88
6/25	0.0173%	0.000000473	\$24,236,102,932.04	1.00009	27	90
6/26	0.0173%	0.000000473	\$24,236,102,932.04	1.00009	27	90
6/27	0.0173%	0.000000473	\$24,236,102,932.04	1.00009	27	90
6/28	0.0174%	0.000000478	\$24,201,592,886.32	1.00010	28	89
6/29	0.0164%	0.000000449	\$24,155,365,145.08	1.00009	30	90
6/30	0.0174%	0.000000477	\$23,828,759,765.63	1.00009	30	90
<b>Average:</b>	<b>0.0131%</b>	<b>0.000000358</b>	<b>\$24,392,540,901.06</b>	<b>1.00011</b>	<b>29</b>	<b>91</b>



Third Quarter 2021  
Potter County

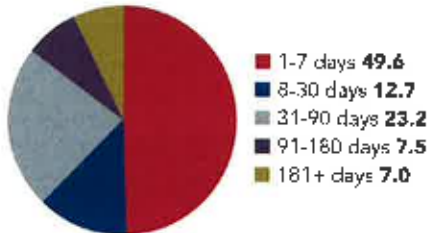
TexPool Prime Investment Accounts

TEXPOOL PRIME SUMMARY		APRIL 1 THROUGH JUNE 31, 2021										Portfolio Value			
Texas Local Government Investment Pool	Month	Beginning Balance	Total Deposits	Total Withdrawals	Month To Date Interest	Year To Date Interest	Ending Balance	Market Value Apr. thru June 30, 2021	Share Price Apr. 1, thru June 30, 2021	Shares Owned Apr. 1 thru Dec 30, 2021	Market Value Apr. 1 thru June 30, 2021	Market Value Apr. 1 thru June 30, 2021			
												Market Value Apr. 1 thru June 30, 2021	Market Value Apr. 1 thru June 30, 2021		
General Account	APR	\$ 26,399,071.85	\$ -	\$ 10,000,000.00	\$ 1,302.43	\$ 9,376.25	\$ 16,399,374.28	\$ 26,399,071.85	\$ 1.00	16,399,374,290	\$ 16,399,374.28	\$ 16,399,374.28			
	MAY	\$ 16,399,374.28	\$ -	\$ -	\$ 1,091.85	\$ 10,458.10	\$ 16,400,456.13	\$ 16,399,374.28	\$ 1.00	16,400,456,130	\$ 16,400,456.13	\$ 16,400,456.13			
	JUN	\$ 16,400,456.13	\$ -	\$ -	\$ 954.30	\$ 11,412.40	\$ 16,401,410.43	\$ 16,400,456.13	\$ 1.00	16,401,410,430	\$ 16,401,410.43	\$ 16,401,410.43			

## TEXPOOL Prime

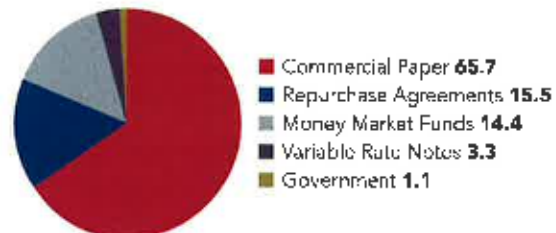
### Portfolio by Maturity (%)

As of June 30, 2021



### Portfolio by Type of Investment (%)

As of June 30, 2021



### Portfolio Asset Summary as of June 30, 2021

	Book Value	Market Value
Uninvested Balance	\$343.54	\$343.54
Receivable for Investments Sold	0.00	0.00
Accrual of Interest Income	275,846.55	275,846.55
Interest and Management Fees Payable	-599,226.21	-599,226.21
Payable for Investments Purchased	0.00	0.00
Accrued Expenses & Taxes	-14,304.70	-14,304.70
Repurchase Agreements	1,574,425,682.00	1,574,425,682.00
Commercial Paper	6,689,571,613.82	6,690,134,802.94
Bank Instruments	0.00	0.00
Mutual Fund Investments	1,462,126,486.47	1,461,892,067.75
Government Securities	117,517,247.00	117,503,325.25
Variable Rate Notes	340,000,000.00	340,142,050.00
<b>Total</b>	<b>\$10,183,303,688.47</b>	<b>\$10,183,760,587.12</b>

Market value of collateral supporting the Repurchase Agreements is at least 102% of the Book Value. The portfolio is managed by Federated Investment Counseling and the assets are safe kept in a separate custodial account at State Street Bank in the name of TexPool Prime. The assets of TexPool Prime are the only source of payments to the Participants. There is no secondary source of payment for the pool such as insurance or State guarantee. Should you require a copy of the portfolio, please contact TexPool Participant Services

### Participant Summary

	Number of Participants	Balance
School District	128	\$3,126,549,089.65
Higher Education	19	\$563,323,316.81
County	47	\$792,709,081.99
Healthcare	18	\$251,034,685.45
Utility District	49	\$313,365,921.13
City	90	\$2,354,778,440.69
Emergency Districts	21	\$34,927,391.72
Economic Development Districts	15	\$21,313,229.91
Other	58	\$2,725,304,926.79



## TexPOOL Prime

### Daily Summary

Date	Money Mkt. Fund Equiv. (SEC Std.)	Dividend Factor	TexPOOL Prime Invested Balance	NAV	WAM Days	WAL Days
4/1	0.0857%	0.000002348	\$9,542,144,115.15	1.00007	52	60
4/2	0.0857%	0.000002348	\$9,542,144,115.15	1.00007	52	60
4/3	0.0857%	0.000002348	\$9,542,144,115.15	1.00007	52	60
4/4	0.0857%	0.000002348	\$9,542,144,115.15	1.00007	52	60
4/5	0.0821%	0.000002250	\$9,597,560,566.98	1.00007	49	57
4/6	0.0814%	0.000002230	\$9,569,337,135.48	1.00007	49	57
4/7	0.0835%	0.000002287	\$9,559,938,956.56	1.00007	51	59
4/8	0.0816%	0.000002236	\$9,767,745,335.14	1.00007	51	58
4/9	0.0806%	0.000002209	\$9,948,572,332.67	1.00007	50	58
4/10	0.0806%	0.000002209	\$9,948,572,332.67	1.00007	50	58
4/11	0.0806%	0.000002209	\$9,948,572,332.67	1.00007	50	58
4/12	0.0782%	0.000002143	\$10,357,210,067.00	1.00007	47	54
4/13	0.0767%	0.000002088	\$10,333,108,949.14	1.00007	46	54
4/14	0.0841%	0.000002303	\$10,264,286,391.63	1.00007	49	57
4/15	0.0844%	0.000002312	\$10,412,954,140.39	1.00007	49	55
4/16	0.0830%	0.000002275	\$10,309,350,330.67	1.00006	48	55
4/17	0.0830%	0.000002275	\$10,309,350,330.67	1.00006	48	55
4/18	0.0830%	0.000002275	\$10,309,350,330.67	1.00006	48	55
4/19	0.0807%	0.000002212	\$10,311,201,412.70	1.00007	46	53
4/20	0.0841%	0.000002304	\$10,291,220,298.71	1.00007	48	55
4/21	0.0851%	0.000002332	\$10,248,037,865.33	1.00006	49	55
4/22	0.0841%	0.000002305	\$10,230,338,746.14	1.00006	48	54
4/23	0.0862%	0.000002363	\$10,188,630,511.68	1.00005	48	55
4/24	0.0862%	0.000002363	\$10,188,630,511.68	1.00005	48	55
4/25	0.0862%	0.000002363	\$10,188,630,511.68	1.00005	48	55
4/26	0.0806%	0.000002207	\$10,353,365,121.57	1.00006	45	51
4/27	0.0820%	0.000002247	\$10,360,761,105.44	1.00006	49	55
4/28	0.0823%	0.000002254	\$10,339,610,345.11	1.00006	49	55
4/29	0.0851%	0.000002332	\$10,333,581,934.73	1.00006	50	56
4/30	0.0815%	0.000002233	\$10,191,165,396.31	1.00006	51	57
<b>Average:</b>	<b>0.0830%</b>	<b>0.000002274</b>	<b>\$10,067,655,325.20</b>	<b>1.00006</b>	<b>49</b>	<b>56</b>





## TEXPOOL Prime

### Daily Summary

Date	Money Mkt. Fund Equiv. (SEC Std.)	Dividend Factor	TexPool Prime Invested Balance	NAV	WAM Days	WAL Days
5/1	0.0815%	0.000002233	\$10,191,165,398.31	1.00006	51	57
5/2	0.0815%	0.000002233	\$10,191,165,398.31	1.00006	51	57
5/3	0.0835%	0.000002287	\$10,132,446,909.73	1.00007	50	56
5/4	0.0838%	0.000002297	\$10,076,939,301.17	1.00006	50	56
5/5	0.0825%	0.000002261	\$10,067,261,308.68	1.00006	53	59
5/6	0.0810%	0.000002220	\$10,083,652,017.62	1.00006	53	59
5/7	0.0819%	0.000002245	\$10,074,564,052.60	1.00006	54	60
5/8	0.0819%	0.000002245	\$10,074,564,052.60	1.00006	54	60
5/9	0.0819%	0.000002245	\$10,074,564,052.60	1.00006	54	60
5/10	0.0782%	0.000002142	\$10,087,647,166.25	1.00006	52	57
5/11	0.0786%	0.000002153	\$10,073,295,427.65	1.00007	51	57
5/12	0.0803%	0.000002201	\$10,056,517,806.90	1.00007	53	59
5/13	0.0802%	0.000002196	\$10,027,457,086.71	1.00007	54	59
5/14	0.0811%	0.000002223	\$10,084,423,850.28	1.00006	54	60
5/15	0.0811%	0.000002223	\$10,084,423,850.28	1.00006	54	60
5/16	0.0811%	0.000002223	\$10,084,423,850.28	1.00006	54	60
5/17	0.0804%	0.000002203	\$10,098,739,128.86	1.00007	52	58
5/18	0.0806%	0.000002207	\$10,070,304,643.47	1.00007	52	58
5/19	0.0785%	0.000002152	\$10,209,293,239.59	1.00007	52	57
5/20	0.0787%	0.000002155	\$10,193,348,534.17	1.00007	53	58
5/21	0.0723%	0.000001980	\$10,334,655,905.90	1.00007	53	58
5/22	0.0723%	0.000001980	\$10,334,655,905.90	1.00007	53	58
5/23	0.0723%	0.000001980	\$10,334,655,905.90	1.00007	53	58
5/24	0.0729%	0.000001998	\$10,389,942,089.21	1.00008	52	57
5/25	0.0726%	0.000001989	\$10,426,207,125.90	1.00008	57	58
5/26	0.0731%	0.000002002	\$10,362,530,440.89	1.00008	53	58
5/27	0.0714%	0.000001957	\$10,353,147,731.57	1.00008	53	58
5/28	0.0706%	0.000001934	\$10,292,737,697.13	1.00008	53	58
5/29	0.0706%	0.000001934	\$10,292,737,697.13	1.00008	53	58
5/30	0.0706%	0.000001934	\$10,292,737,697.13	1.00008	53	58
5/31	0.0706%	0.000001934	\$10,292,737,697.13	1.00008	53	58
<b>Average:</b>	<b>0.0777%</b>	<b>0.000002128</b>	<b>\$10,185,256,208.83</b>	<b>1.00007</b>	<b>53</b>	<b>58</b>



## TEXPOOL Prime

### Daily Summary

Date	Money Mkt. Fund Equiv. (SEC Std.)	Dividend Factor	TexPool Prime Invested Balance	NAV	WAM Days	WAL Days
6/1	0.0718%	0.000001968	\$10,279,998,569.77	1.00010	51	56
6/2	0.0718%	0.000001968	\$10,286,975,795.39	1.00010	52	57
6/3	0.0725%	0.000001986	\$10,396,718,062.73	1.00011	53	58
6/4	0.0729%	0.000001998	\$10,337,680,630.45	1.00010	53	63
6/5	0.0729%	0.000001998	\$10,337,680,630.45	1.00010	53	63
6/6	0.0729%	0.000001998	\$10,337,680,630.45	1.00010	53	63
6/7	0.0695%	0.000001905	\$10,324,212,050.83	1.00011	50	61
6/8	0.0649%	0.000001779	\$10,426,014,392.15	1.00011	50	61
6/9	0.0657%	0.000001801	\$10,412,792,183.76	1.00010	50	61
6/10	0.0638%	0.000001748	\$10,430,121,554.29	1.00010	49	62
6/11	0.0654%	0.000001792	\$10,376,358,238.53	1.00010	51	63
6/12	0.0654%	0.000001792	\$10,376,358,238.53	1.00010	51	63
6/13	0.0654%	0.000001792	\$10,376,358,238.53	1.00010	51	63
6/14	0.0652%	0.000001786	\$10,373,344,921.44	1.00010	49	61
6/15	0.0667%	0.000001828	\$10,394,418,811.90	1.00010	49	61
6/16	0.0675%	0.000001849	\$10,366,459,375.25	1.00010	49	61
6/17	0.0749%	0.000002051	\$10,373,274,567.24	1.00009	48	61
6/18	0.0773%	0.000002117	\$10,244,168,112.95	1.00007	49	61
6/19	0.0773%	0.000002117	\$10,244,168,112.95	1.00007	49	61
6/20	0.0773%	0.000002117	\$10,244,168,112.95	1.00007	49	61
6/21	0.0764%	0.000002094	\$10,267,121,720.34	1.00007	46	58
6/22	0.0760%	0.000002082	\$10,241,472,115.60	1.00008	48	61
6/23	0.0767%	0.000002101	\$10,191,029,931.56	1.00007	49	61
6/24	0.0749%	0.000002053	\$10,186,189,695.93	1.00007	48	60
6/25	0.0745%	0.000002040	\$10,197,380,475.64	1.00006	48	60
6/26	0.0745%	0.000002040	\$10,197,380,475.64	1.00006	48	60
6/27	0.0745%	0.000002040	\$10,197,380,475.64	1.00006	48	60
6/28	0.0690%	0.000001890	\$10,249,246,159.63	1.00007	45	57
6/29	0.0646%	0.000001771	\$10,300,015,598.18	1.00007	44	56
6/30	0.0615%	0.000001684	\$10,183,303,688.47	1.00005	45	57
<b>Average:</b>	<b>0.0708%</b>	<b>0.000001940</b>	<b>\$10,304,982,385.57</b>	<b>1.00009</b>	<b>49</b>	<b>60</b>



Third Quarter 2021  
Potter County

### Texas Class Investment Accounts

TEXAS CLASS SUMMARY		APRIL THROUGH JUNE 30, 2021									
Texas Local Government Investment Pool	Month	Beginning Balance	Total Deposits	Total Withdrawals	Month To Date Interest	Year To Date Interest	Average Daily Balance	Month End Balance	Average Monthly Yield		
General Account	APR	\$ 7,041,527.28			\$ 486.01	\$ 2,490.24	\$ 7,042,190.75	\$ 7,041,927.28	0.08%		
	MAY	\$ 7,042,413.29	\$ -	\$ -	\$ 468.87	\$ 2,959.11	\$ 7,042,665.88	\$ 7,042,682.16	0.07%		
	JUN	\$ 7,042,882.16	\$ -	\$ -	\$ 353.70	\$ 3,312.81	\$ 7,043,071.99	\$ 7,043,235.86	0.06%		
Insurance Fund	APR	\$ 902.10	\$ -	\$ -	\$ 0.04	\$ 0.17	\$ 902.13	\$ 902.14	0.08%		
	MAY	\$ 902.14	\$ -	\$ -	\$ 0.04	\$ 0.21	\$ 902.16	\$ 902.16	0.07%		
	JUN	\$ 902.16	\$ -	\$ -	\$ -	\$ 0.21	\$ 902.16	\$ 902.18	0.06%		
District Court Const.	APR	\$ 48,573,264.45	\$ -	\$ 1,000,000.00	\$ 3,371.88	\$ 17,725.10	\$ 48,841,765.34	\$ 48,576,636.33	0.08%		
	MAY	\$ 48,576,636.33	\$ -	\$ 3,000,000.00	\$ 3,060.82	\$ 20,785.82	\$ 45,965,399.41	\$ 45,579,697.15	0.07%		
	JUN	\$ 45,579,697.15	\$ -	\$ 3,000,000.00	\$ 2,181.01	\$ 22,966.93	\$ 43,380,883.11	\$ 42,581,878.18	0.06%		
Capital Projects	APR	\$ 5,310,668.05	\$ -	\$ -	\$ 366.51	\$ 1,877.98	\$ 5,310,667.74	\$ 5,311,035.58	0.08%		
	MAY	\$ 5,311,035.55	\$ -	\$ -	\$ 353.61	\$ 2,231.59	\$ 5,311,226.81	\$ 5,311,389.17	0.07%		
	JUN	\$ 5,311,389.17	\$ -	\$ -	\$ 266.73	\$ 2,488.32	\$ 5,311,532.33	\$ 5,311,655.90	0.06%		



Daily Rates  
April 30, 2021

Texas CLASS

Date	Dividend Rate	Daily Yield
04/01/2021	0.000010420	0.0951%
04/02/2021	0.000000000	0.0951%
04/03/2021	0.000000000	0.0951%
04/04/2021	0.000000000	0.0951%
04/05/2021	0.000002332	0.0851%
04/06/2021	0.000002284	0.0834%
04/07/2021	0.000002236	0.0816%
04/08/2021	0.000002241	0.0818%
04/09/2021	0.000006603	0.0804%
04/10/2021	0.000000000	0.0803%
04/11/2021	0.000000000	0.0803%
04/12/2021	0.000002131	0.0778%
04/13/2021	0.000002184	0.0797%
04/14/2021	0.000002218	0.0809%
04/15/2021	0.000002275	0.0831%
04/16/2021	0.000006843	0.0832%
04/17/2021	0.000000000	0.0833%
04/18/2021	0.000000000	0.0833%
04/19/2021	0.000002264	0.0826%
04/20/2021	0.000002318	0.0846%
04/21/2021	0.000002301	0.0840%
04/22/2021	0.000002306	0.0842%
04/23/2021	0.000006873	0.0836%
04/24/2021	0.000000000	0.0836%
04/25/2021	0.000000000	0.0836%
04/26/2021	0.000002250	0.0821%
04/27/2021	0.000002260	0.0825%
04/28/2021	0.000002226	0.0812%
04/29/2021	0.000002230	0.0814%
04/30/2021	0.000002219	0.0810%

Performance results are shown net of all fees and expenses and reflect the reinvestment of dividends and other earnings. Many factors affect performance including changes in market conditions and interest rates and in response to other economic, political, or financial developments. Investment involves risk including the possible loss of principal. No assurance can be given that the performance objectives of a given strategy will be achieved. Past performance is no guarantee of future results. Any financial and/or investment decision may incur losses.



Texas CLASS

Date	Dividend Rate	Daily Yield
05/01/2021	0.000000000	0.0810%
05/02/2021	0.000000000	0.0810%
05/03/2021	0.00002215	0.0808%
05/04/2021	0.00002176	0.0794%
05/05/2021	0.00002267	0.0827%
05/06/2021	0.00002090	0.0763%
05/07/2021	0.00006528	0.0794%
05/08/2021	0.000000000	0.0794%
05/09/2021	0.000000000	0.0794%
05/10/2021	0.00002174	0.0794%
05/11/2021	0.00002107	0.0769%
05/12/2021	0.00002160	0.0789%
05/13/2021	0.00002314	0.0845%
05/14/2021	0.00006804	0.0828%
05/15/2021	0.000000000	0.0828%
05/16/2021	0.000000000	0.0831%
05/17/2021	0.00002276	0.0807%
05/18/2021	0.00002212	0.0795%
05/19/2021	0.00002179	0.0806%
05/20/2021	0.00002208	0.0783%
05/21/2021	0.00006435	0.0783%
05/22/2021	0.000000000	0.0760%
05/23/2021	0.000000000	0.0748%
05/24/2021	0.00002082	0.0751%
05/25/2021	0.00002049	0.0710%
05/26/2021	0.00002058	0.0717%
05/27/2021	0.00001946	0.0717%
05/28/2021	0.00007856	0.0717%
05/29/2021	0.000000000	0.0717%
05/30/2021	0.000000000	0.0717%
05/31/2021	0.000000000	0.0717%

Performance results are shown net of all fees and expenses and reflect the reinvestment of dividends and other earnings. Many factors affect performance including changes in market conditions and interest rates and in response to other economic, political, or financial developments. Investment involves risk including the possible loss of principal. No assurance can be given that the performance objectives of a given strategy will be achieved. **Past performance is no guarantee of future results. Any financial and/or investment decision may incur losses.**



Texas CLASS

Texas CLASS		
Date	Dividend Rate	Daily Yield
06/01/2021	0.000001909	0.0687%
06/02/2021	0.000001789	0.0653%
06/03/2021	0.000001846	0.0674%
06/04/2021	0.000005352	0.0851%
06/05/2021	0.000000000	0.0651%
06/06/2021	0.000000000	0.0651%
06/07/2021	0.000001694	0.0619%
06/08/2021	0.000001596	0.0583%
06/09/2021	0.000001732	0.0633%
06/10/2021	0.000001627	0.0594%
06/11/2021	0.000004617	0.0562%
06/12/2021	0.000000000	0.0562%
06/13/2021	0.000000000	0.0562%
06/14/2021	0.000001511	0.0551%
06/15/2021	0.000001637	0.0597%
06/16/2021	0.000001603	0.0585%
06/17/2021	0.000001630	0.0595%
06/18/2021	0.000005061	0.0816%
06/19/2021	0.000000000	0.0616%
06/20/2021	0.000000000	0.0616%
06/21/2021	0.000001666	0.0608%
06/22/2021	0.000001706	0.0623%
06/23/2021	0.000001680	0.0613%
06/24/2021	0.000001661	0.0607%
06/25/2021	0.000004980	0.0606%
06/26/2021	0.000000000	0.0606%
06/27/2021	0.000000000	0.0606%
06/28/2021	0.000001633	0.0597%
06/29/2021	0.000001599	0.0584%
06/30/2021	0.000001692	0.0618%

Performance results are shown net of all fees and expenses and reflect the reinvestment of dividends and other earnings. Many factors affect performance including changes in market conditions and interest rates and in response to other economic, political, or financial developments. Investment involves risk including the possible loss of principal. No assurance can be given that the performance objectives of a given strategy will be achieved. **Past performance is no guarantee of future results. Any financial and/or investment decision may incur losses.**

2

Third Quarter 2021  
Potter County

**Certificate of Deposit Investment Accounts**

**AMARILLO NATIONAL BANK - CERTIFICATE OF DEPOSIT ACCOUNT REGISTRY SERVICE (CDARS)**

CERTIFICATE OF DEPOSIT ACCOUNT REGISTRY SERV.								
Certificate of Deposit General	Month	Principal Amount	Monthly Pledge Report	Interest Rate	Maturity Date	Interest Payment Frequency	Certificate of Deposit Term	
	Potter County General <b>PURCHASED 04/01/21</b>							APR
\$8,729.70 Interest paid 7/1/21								