

POTTER COUNTY TREASURER

2021 SECOND QUARTER INVESTMENT REPORT



Commissioners' Court
April 26, 2021
Potter County Treasurer
Leann Jennings

County of Potter

STATE OF TEXAS

TREASURER'S OFFICE
900 S. POLK, SUITE 401
AMARILLO, TEXAS 79101-3412



PHONE: (806) 349-4834
FAX: (806) 349-4845
leannjennings@co.potter.tx.us

LEANN JENNINGS
COUNTY TREASURER

APRIL, 2021

The Honorable Commissioners' Court
Potter County
Amarillo, Texas 79101

The Public Funds Investment Act requires that not less than quarterly under Section 2256.023, that the investment officer will prepare and submit to the Commissioners' Court a written report of investment transactions for all funds for the preceding reporting period within a reasonable time after the end of the period. This section also requires that the report reflect the following:

- A) The investment position of Potter County on the date of the report.
- B) A summary statement of each pooled fund group that states the:
 - a. Beginning market value for the reporting period;
 - b. Additions and changes to the market value during the period;
 - c. Ending market value for the period; and
 - d. Fully accrued interest for the period.
- C) State the book value and market value of each separately invested asset at the beginning and end of the reporting by the type of asset and fund type invested.
- D) State the maturity date of each separately invested asset that has a maturity date.
- E) State the account or fund or pooled group fund in the county for which each individual investment was acquired.
- F) And, state the compliance of the investment portfolio of the county as it relates to:
 - a. The investment strategy expressed in the county's investment policy;
 - b. Relevant provisions of this chapter.


This report will reflect the investment position of Potter County from January 1, 2021 through March 31, 2021.

The investment strategy for all funds for the second quarter of our 2021 fiscal year was that of the investment pool in TexPool, TexPool Prime, Texas Class, Financial Northeast Companies and Amarillo National Bank.

NOTE:

TexPool and Texas Class investments do not have a stated maturity, funds are available daily. Please see the monthly reports enclosed for ownership and changes in book and market value and their monthly information.


Respectfully,



Leann Jennings
Potter County Treasurer/Investment Officer

Potter County 2021 Investment Committee:

Commissioner H.R. Kelly, Precinct 1



Kerry Hood, County Auditor



Jackson Latimer, Assistant County Attorney

POTTER COUNTY DEPOSITOR ACCOUNTS - INTEREST PAID

ACCOUNT:	SECOND QUARTER 2021		JANUARY		FEBRUARY		MARCH	
	ENDING BALANCE	INTEREST EARNED	ENDING BALANCE	INTEREST EARNED	ENDING BALANCE	INTEREST EARNED	ENDING BALANCE	INTEREST EARNED
1) JUVENILE FUND	33,279.66	5.66	33,816.06	5.15	33,804.76	5.74		
2) JUVENILE PROBATION STATE FUND	161,441.98	25.73	89,175.67	15.21	73,357.46	12.46		
3) JUVENILE IV-E FUND	203,495.11	34.57	177,947.87	27.30	182,561.53	31.03		
4) JUVENILE PROBATION	1,595,342.28	270.98	1,381,943.04	212.02	31,713.21	168.27		
*5) DISBURSEMENT ACCOUNT	766,399.91	128.49	952,881.03	146.34	826,059.84	140.32		
6) INSURANCE ACCOUNT	2,928,469.96	487.41	3,036,801.18	465.92	2,833,510.44	481.31		
7) CO. ATTY HOT CHECK FUND	50,440.06	8.57	50,682.27	7.78	49,560.39	8.43		
*8) DIST. ATTY HOT CHECK FUND	116,028.16	19.71	115,948.55	17.79	115,774.96	19.67		
9) DIST. ATTY FORFEITURE RELEASE	62,510.24	10.62	59,211.47	8.93	56,329.83	9.39		
10) GENERAL OPERATING FUND	13,158,540.33	2,235.12	12,289,584.08	1,886.61	15,269,300.65	2,583.68		
*1) CO. CLK RECORDS MGMT&PRESERVATION	347,312.40	59.00	368,776.70	55.04	335,468.42	56.99		
12) ELECTION FUND	244,834.32	41.59	244,287.31	37.48	244,322.10	41.50		
13) VOTER REGISTRATION FUND	10,272.98	1.74	10,274.82	1.58	10,276.10	1.76		
14) INTEREST & SINKING ACCOUNT	4,474,948.14	760.12	3,204,994.15	491.72	4,831,346.57	820.67		
15) DETENTION CTR. COMMISSARY ACCOUNT	181,933.55	30.90	193,180.41	29.83	204,005.29	34.66		
*16) TAX OFC STATE & COUNTY TAXES	2,986,767.05	507.32	1,663,849.00	268.36	271,812.20	46.14		
*17) TAX OFC CREDIT CARD ACCOUNT	1,406,256.55	238.87	2,045,998.95	313.90	836,022.80	142.01		
*18) TAX OFC HIGHWAY FUNDS	593,879.39	85.59	647,264.42	83.96	677,628.76	115.10		
*19) TAX OFC VEH. INVENTORY TAX ESCROW	817,443.38	166.84	280,799.90	43.08	129,860.35	22.08		
20) LOCAL LAW ENFORCEMENT BLOCK GRANT	41,792.86	7.10	19,742.27	3.03	19,198.40	3.26		
21) TAX OFFICE IRP ACCOUNT	2,680.49	0.44	9,707.55	1.48	17,840.71	3.03		
22) CADMI	3,304,803.60	681.37	3,427,914.05	525.92	3,648,688.93	619.77		
23) CSCD JUDICIAL FUND	787,232.77	133.72	817,890.04	125.43	1,041,315.49	176.86		
24) CSCD ACCOUNT	75,110.25	12.76	71,933.12	11.04	64,119.85	14.29		
25) CAPITAL PROJECTS 2003	2,850,777.73	484.24	2,840,119.82	436.74	2,640,604.01	482.49		
26) SO FEDERAL FORFEITURE	161,486.36	27.43	152,249.23	24.90	171,562.50	21.91		
27) DISTRICT CLERK RMPF	166,876.80	31.54	186,720.43	28.96	189,861.84	32.26		
28) TAX OFFICE ESCROW	66,831.77	11.37	79,786.44	12.24	139,676.75	23.72		
29) DA SEIZURE FUND	64,273.57	10.82	65,272.31	10.01	46,196.78	7.84		
30) CA FEDERAL FORFEITURE FUND	154,068.97	26.17	154,063.62	23.64	154,115.62	26.18		
31) TAX PAYER ACH	42,959.21	7.30	164.81	0.03	131.60	0.02		
32) SHERIFF ADMINISTRATION	0.00	0.00	0.00	0.00	0.00	0.00		
33) RETAINAGE FUND			77,428.88	6.48	81,511.06	13.85		
34) DISTRICT COURT CONSTRUCTION	364,110.06	61.85	582,608.52	50.92	376,178.06	63.73		
TOTAL	37,887,601.90	6,432.19	35,274,646.67	5,408.63	35,822,046.10	6,230.41		

* interest fees transferred into Depository Funds at the end of each month
 JAN. INT. RATE: .20% General Acct. : .20% MAR. INT. RATE: .20% General Acct.: .20%
 FEB. INT. RATE: .20% General Acct.: .20%

DEPOSITORY INTEREST ACCOUNT DESCRIPTIONS

- 1) **Juvenile Fund** - \$5.00 Court Fee, run through Agency
- 2) **Juvenile Probation State Fund** - State grant money received monthly
- 3) **Juvenile IV-E Fund** - Federal grant money, reimbursements of claims submitted
- 4) **Juvenile Probation** - County funding (county contribution), quarterly
- 5) **Disbursement Account** - Wash account for all checks paid through the county, at the end of the month this should equal zero. Interest is transferred to the General Fund
- 6) **Insurance Account** - Insurance payroll deductions, Potter-Randall Appraisal District, claim reimbursements
- 7) **County Attorney Hot Check Fund** - Agency Fund accounts for collection fees on "insufficient funds" checks in a capacity of agent for the County Attorney. Interest is transferred to the General Fund
- 8) **District Attorney Hot Check Fund** - Agency Fund accounts for collection fees on "insufficient funds" checks in a capacity of agent for the District Attorney. Interest is transferred to the General Fund
- 9) **District Attorney Forfeiture Release** - Agency Fund accounts for the holding of seized funds from District Court cases prior to the case being closed and the funds released
- 10) **General Operating Fund** - Account for the revenues and expenditures necessary to carry out basic governmental activities. Revenues are recorded by source, i.e., taxes, licenses, fines, fees, etc. Expenditures are recorded first by function and then by department, expenditures are made primarily for current day-to-day operating expenses and operating equipment
- 11) **County Clerk Records Management & Preservation** - accounts for revenues derived from the records management and preservation fees collected by the County Clerk on all recorded documents. The revenues are to be used for specific records preservation and automation projects by and for the County Clerk's Office
- 12) **Election Fund** - accounts for revenues from local political parties. The revenues are to be used to pay only those expenses related to elections
- 13) **Voter Registration Fund** - accounts for the allocation from the State of Texas. The revenues are to be used to pay only those expenses related to voter registration
- 14) **Interest & Sinking Account** - accounts for the accumulation of resources for and the payment of general long-term debt principal and interest
- 15) **Detention Ctr. Commissary Account** - accounts for proceeds from sale of commissary items at detention center
- 16) **Tax Ofc State & County Taxes** - Collection of taxes, court costs, misc. fees, beer & wine, liquor, tax certificates, trustee sale, excess proceeds, escrow taxes, attorney fees. Payment is disbursed to entities either daily or monthly. Interest is transferred to the General Fund
- 17) **Tax Ofc Credit Card Account** - Highway Department and Tax side of credit card collections. Holding account for Tax acct # 772968 and Highway acct # 772976. Collect: Tax and 3% surcharge. Disburse funds to each account after verification with bank statement. Interest is transferred to General Account
- 18) **Tax Ofc Highway Funds** - (New account opened 6/04) Collection of motor vehicles fees, i.e., registration, title fees, sales tax, county Road & Bridge fees, state Road & Bridge fees, Road & Bridge retainage, etc., collected for the state. Interest is transferred to General Account

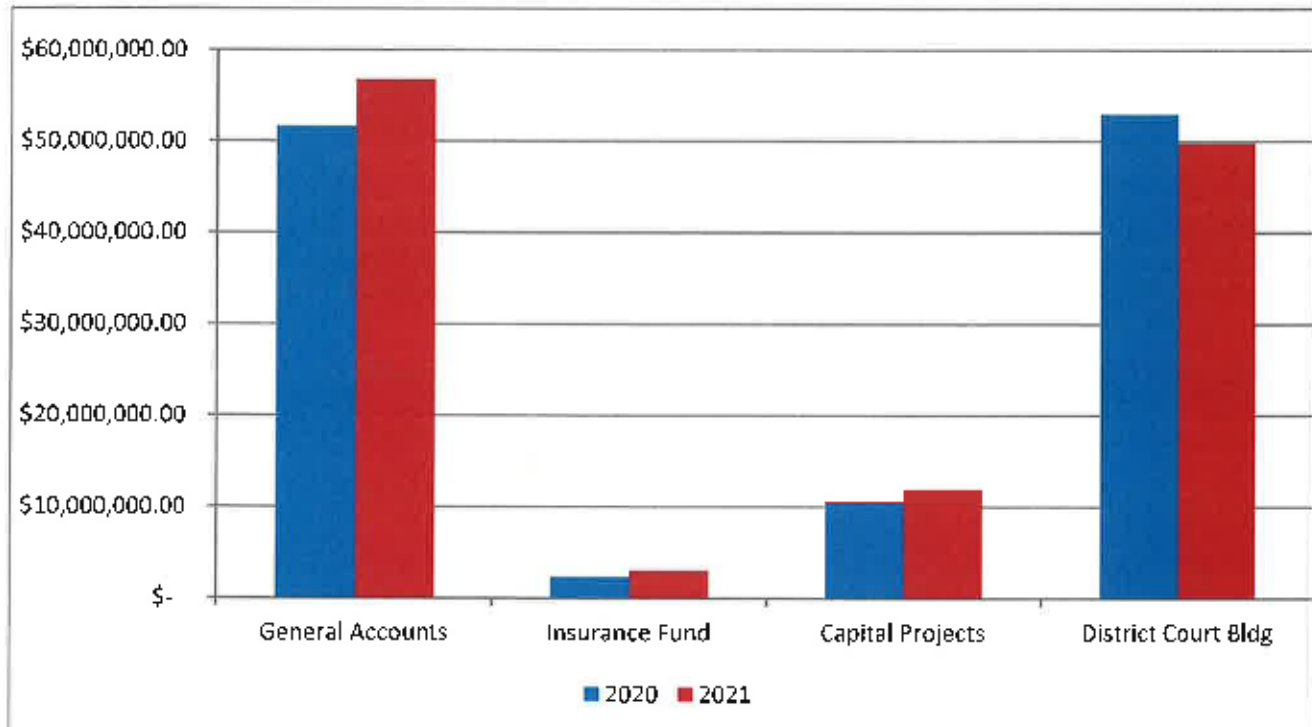
- 19) **Tax Ofc Veh Inventory Tax Escrow** - State fees collected through dealerships for Inventory Tax, monies collected is deposited to TexPool monthly. Interest remains in account and transferred to TexPool annually
- 20) **Local Law Enforcement Block Grant** - accounts for the grant monies received from the Bureau of Justice Assistance. These monies are to be used to underwrite projects to reduce crime and improve public safety
- 21) **Tax Ofc IRP Account** holding account for monies collected from the Texas Department of Transportation from other state registration offices for proportioned tax on semi-tractors to be disbursed as payments are received from State Comptroller's office
- 22) **CAD#1** - accounts for sales tax revenues and interest earned for the County Assistance District #1. A 2% sales tax rate was approved by voters on 11-7-11. Funds can be used as authorized by Chapter 367 of the Local Government Code.
- 23) **CSCD Judicial Fund** - accounts for monies received from probation fees and state funding. CSCD disbursement account. Interest remains in this account.
- 24) **CSCD Account** - wash account for all court costs, fines and restitutions. Interest from account is transferred to the Judicial Account
- 25) **Capital Projects 2003 Fund** - accounts for the proceeds from certificates of obligation issued for constructing, renovating and improving county owned buildings, the purchase of land and right-of-way for authorized needs and purposes, and professional services relating to such projects
- 26) **SO Federal Forfeiture Fund** - accounts for Federal assets seized with a percentage given to the county, governed by the Department of Treasury
- 27) **District Clerk Records Management & Preservation Fund** - accounts for revenues derived from the records management and preservation fees collected by the District Clerk on all recorded documents
- 28) **Tax Office Property Tax Escrow** - prepayment of future taxes
- 29) **District Attorney Seizure Funds** - accounts for the holding of seized funds from cases prior to the case being closed and funds released
- 30) **CA Federal Forfeiture Fund** - seized funds that have been released to the County Attorney through a judgement in Court. Proceeds are to be used solely for the official purposes of that office after a budget for the expenditure of the proceeds has been submitted to the commissioners' court
- 31) **Potter County Tax Payer ACH Fund** tax payers' wire transfer payments
- 32) **Retainage Fund** - Monies held until job completed
- 33) **District Court Construction Fund** - accounts for county funds and the proceeds from certificates of obligation issued during construction and professional services relating to such project.



Potter County
 TexPool Investment Accounts
 for Second Quarter 2021



INVESTMENT COMPARISON OF March. 31, 2020 TO March. 31, 2021			
Texas Local Government Investment Pool TexPool		Balance as of Mar 31, 2020	Balance as of Mar 31, 2021
TexPool, TexPool Prime, Texas Class, Amarillo National Bank	General Accounts	\$ 51,635,892.77	\$ 56,791,188.68
TexPool, ANB, Texas Class	Insurance Fund	\$ 2,337,340.65	\$ 3,043,294.12
Texas Class, ANB, TexPool	Capital Projects	\$ 10,561,063.11	\$ 11,929,409.86
Texas Class	District Court Bldg	\$ 52,973,556.34	\$ 49,826,345.34





Monthly Newsletter: April 2021

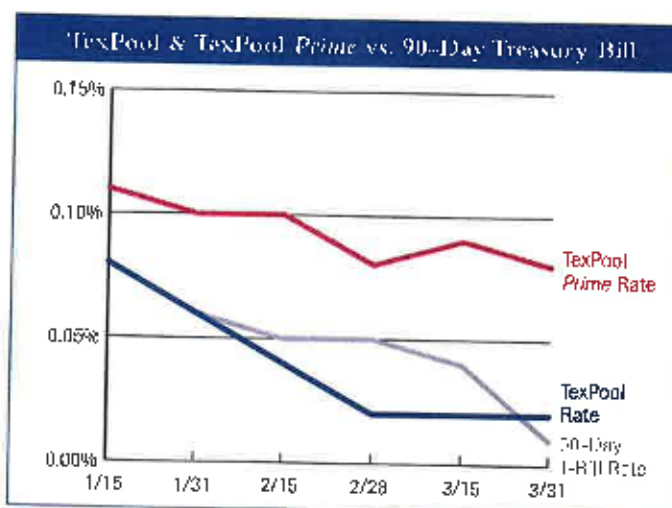
Performance as of March 31, 2021

	TexPool	TexPool Prime
Current Invested Balance	\$26,400,501,473.55	\$9,833,215,880.86
Weighted Average Maturity**	29	51
Weighted Average Life**	89	59
Net Asset Value	1.00017	1.00008
Total Number of Participants	2,644	441
Management Fee on Invested Balance	0.0450%	0.0550%
Interest Distributed	\$438,469.97	\$784,187.10
Management Fee Collected	\$1,042,798.57	\$438,380.91
Standard & Poor's Current Rating	AAAm	AAAm
Month Averages		
Average Invested Balance	\$27,359,749,358.29	\$10,092,786,950.20
Average Monthly Rate*	0.02%	0.05%
Average Weighted Average Maturity**	30	52
Average Weighted Average Life**	87	60

*This average monthly rate for TexPool Prime for each date may reflect a waiver of some portion or all of each of the management fees.

**See page 2 for definitions.

Past performance is no guarantee of future results.



90-Day Treasury Bill is a short-term debt instrument backed by the national government. It has one use to collect immediate cash to meet outstanding obligations.

Any private investor can invest in a Treasury bill. The 90 Day Treasury Bill is a weighted average rate of the weekly auctions of 90-Day Treasury Bills.

Past performance is no guarantee of future results.

TexPool Investment Accounts

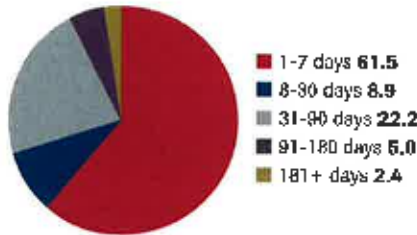
TEXPOOL SUMMARY		JANUARY THROUGH MARCH 31, 2021										Portfolio Value			
		Month	Beginning Balance	Total Deposits	Total Withdrawals	Month To Date Interest	Year To Date Interest	Ending Balance	Market Value Jan. thru Mar. 2021	Share Price Jan. 1 thru Mar. 31, 2021	Shares Owned Jan 1 thru Mar. 31, 2021	Market Value Jan. thru Mar. 31, 2021			
Texas Local Government Investment Pool	JAN	\$ 422,170.55	\$ -	\$ -	\$ 28.43	\$ 28.43	\$ 422,198.98	\$ 422,170.55	\$ 1.00	422,198.980	\$ 422,198.98				
	FEB	\$ 422,198.98	\$ -	\$ -	\$ 13.93	\$ 42.36	\$ 422,212.91	\$ 422,198.98	\$ 1.00	422,212.910	\$ 422,212.91				
	MAR	\$ 422,212.91	\$ -	\$ -	\$ 5.74	\$ 48.10	\$ 422,219.65	\$ 422,212.91	\$ 1.00	422,219.650	\$ 422,219.65				
Capital Projects 2003	JAN	\$ 3,777,300.60	\$ -	\$ -	\$ 254.27	\$ 254.27	\$ 3,777,554.87	\$ 3,777,300.60	\$ 1.00	3,777,554.870	\$ 3,777,554.87				
	FEB	\$ 3,777,554.87	\$ -	\$ -	\$ 124.79	\$ 379.06	\$ 3,777,679.66	\$ 3,777,554.87	\$ 1.00	3,777,679.660	\$ 3,777,679.66				
	MAR	\$ 3,777,679.66	\$ -	\$ -	\$ 60.08	\$ 439.14	\$ 3,777,739.74	\$ 3,777,679.66	\$ 1.00	3,777,739.740	\$ 3,777,739.74				
Insurance Fund	JAN	\$ 32,572.60	\$ -	\$ -	\$ 1.05	\$ 3.23	\$ 32,573.65	\$ 32,572.60	\$ 1.00	32,573.650	\$ 32,573.65				
	FEB	\$ 32,570.42	\$ -	\$ -	\$ 2.18	\$ 2.18	\$ 32,572.60	\$ 32,570.42	\$ 1.00	32,572.600	\$ 32,572.60				
	MAR	\$ 32,573.65	\$ -	\$ -	\$ 0.46	\$ 3.69	\$ 32,574.11	\$ 32,573.65	\$ 1.00	32,574.110	\$ 32,574.11				

8



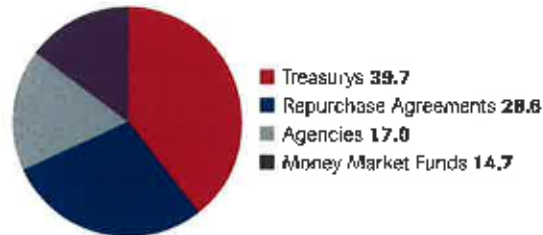
Portfolio by Maturity (%)

As of March 31, 2021



Portfolio by Type of Investment (%)

As of March 31, 2021



Portfolio Asset Summary as of March 31, 2021

	Book Value	Market Value
Uninvested Balance	-\$1,141,021.34	-\$1,141,021.34
Receivable for Investments Sold	0.00	0.00
Accrual of Interest Income	9,910,977.64	9,910,977.84
Interest and Management Fees Payable	-436,565.37	-436,565.37
Payable for Investments Purchased	0.00	0.00
Accrued Expenses & Taxes	-32,555.96	-32,555.96
Repurchase Agreements	7,544,780,725.00	7,544,780,725.00
Mutual Fund Investments	3,889,074,000.00	3,889,074,000.00
Government Securities	4,438,301,198.88	4,441,564,910.24
U.S. Treasury Bills	8,909,440,582.13	8,910,133,804.28
U.S. Treasury Notes	1,616,604,152.77	1,617,047,752.90
Total	\$26,406,501,473.55	\$26,410,902,127.39

Market value of collateral supporting the Repurchase Agreements is at least 102% of the Book Value. The portfolio is managed by Federated Investment Counseling and the assets are safe kept in a separate custodial account at State Street Bank in the name of TexPool. The only source of payment to the Participants is the assets of TexPool. There is no primary source of payment for the pool such as insurance or State guarantee. Should you require a copy of the portfolio, please contact TexPool Participant Services.

Participant Summary

	Number of Participants	Balance
School District	598	\$8,220,772,532.58
Higher Education	60	\$1,467,958,260.91
County	192	\$2,886,689,250.25
Healthcare	90	\$1,639,207,200.22
Utility District	639	\$3,521,210,636.27
City	483	\$6,549,042,581.48
Emergency Districts	200	\$1,824,000,624.30
Economic Development Districts	98	\$276,396,098.46
Other	83	\$121,203,533.11

*Definition of Weighted Average Maturity and Weighted Average Life

WAM is the mean average of the periods of time remaining until the securities held in TexPool (a) are scheduled to be repaid, (b) would be repaid upon a demand by TexPool, or (c) are scheduled to have their interest rate readjusted to reflect current market rates. Securities with adjustable rates payable upon demand are treated as maturing on the earlier of the two dates set forth in (b) and (c) if their scheduled maturity is 397 days or less; and the later of the two dates set forth in (b) and (c) if their scheduled maturity is more than 397 days. The mean is weighted based on the percentage of the amortized cost of the portfolio invested in each period.

WAL is calculated in the same manner as WAM, but is based solely on the periods of time remaining until the securities held in TexPool (a) are scheduled to be repaid or (b) would be repaid upon a demand by TexPool, without reference to when interest rates of securities within TexPool are scheduled to be readjusted.



Daily Summary

Date	Money Mkt. Fund Equiv. (SEC Std.)	Dividend Factor	TexPool Invested Balance	NAV	WAM Days	WAL Days
1/1	0.0845%	0.000002314	\$25,413,827,871.37	1.00018	37	101
1/2	0.0845%	0.000002314	\$25,413,827,871.37	1.00018	37	101
1/3	0.0845%	0.000002314	\$25,413,827,871.37	1.00018	37	101
1/4	0.0769%	0.000002108	\$25,905,544,174.98	1.00021	34	98
1/5	0.0873%	0.000002391	\$25,177,164,388.29	1.00017	35	97
1/6	0.0926%	0.000002538	\$25,487,511,086.22	1.00017	35	97
1/7	0.0931%	0.000002552	\$25,582,674,908.81	1.00017	37	98
1/8	0.0919%	0.000002518	\$25,657,292,881.35	1.00017	38	100
1/9	0.0919%	0.000002518	\$25,657,292,881.35	1.00017	38	100
1/10	0.0919%	0.000002518	\$25,657,292,881.35	1.00017	38	100
1/11	0.0883%	0.000002384	\$25,889,824,788.28	1.00016	36	97
1/12	0.0862%	0.000002383	\$26,080,225,757.28	1.00016	37	98
1/13	0.1132%	0.000003101	\$25,940,091,632.13	1.00016	37	96
1/14	0.0820%	0.000002247	\$26,049,870,267.60	1.00016	38	97
1/15	0.0829%	0.000002272	\$26,227,258,161.19	1.00016	38	97
1/16	0.0829%	0.000002272	\$26,227,258,161.19	1.00016	38	97
1/17	0.0829%	0.000002272	\$26,227,258,161.19	1.00016	38	97
1/18	0.0829%	0.000002272	\$26,227,258,161.19	1.00016	38	97
1/19	0.0864%	0.000002368	\$26,528,934,432.13	1.00016	36	94
1/20	0.0753%	0.000002063	\$26,640,247,104.48	1.00016	38	94
1/21	0.0678%	0.000001858	\$26,892,885,462.73	1.00016	37	93
1/22	0.0707%	0.000001937	\$27,015,320,205.21	1.00016	38	93
1/23	0.0707%	0.000001937	\$27,015,320,205.21	1.00016	38	93
1/24	0.0707%	0.000001937	\$27,015,320,205.21	1.00016	38	93
1/25	0.0752%	0.000002061	\$27,437,694,400.06	1.00016	35	89
1/26	0.0685%	0.000001876	\$27,549,551,946.19	1.00016	36	90
1/27	0.0628%	0.000001720	\$27,842,912,800.37	1.00017	35	92
1/28	0.0566%	0.000001551	\$27,973,581,848.72	1.00017	34	91
1/29	0.0579%	0.000001587	\$28,137,015,628.67	1.00016	36	92
1/30	0.0579%	0.000001587	\$28,137,015,628.67	1.00016	36	92
1/31	0.0579%	0.000001587	\$28,137,015,628.67	1.00016	36	92
Average:	0.0793%	0.000002171	\$26,478,936,399.61	1.00017	37	96



Daily Summary

Date	Money Mkt. Fund Equiv. (SEC Std.)	Dividend Factor	TexPool Invested Balance	NAV	WAM Days	WAL Days
2/1	0.0626%	0.000001715	\$29,009,717,065.26	1.00016	34	88
2/2	0.0643%	0.000001761	\$28,915,959,073.77	1.00015	33	90
2/3	0.0692%	0.000001898	\$29,236,811,550.02	1.00016	33	89
2/4	0.0664%	0.000001546	\$29,501,451,358.54	1.00016	32	87
2/5	0.0444%	0.000001216	\$29,632,449,220.41	1.00017	33	88
2/6	0.0444%	0.000001216	\$29,632,449,220.41	1.00017	33	88
2/7	0.0444%	0.000001216	\$29,632,449,220.41	1.00017	33	88
2/8	0.0354%	0.000000970	\$29,853,939,573.25	1.00017	31	85
2/9	0.0433%	0.000001787	\$29,783,047,748.21	1.00016	31	85
2/10	0.0546%	0.000001487	\$29,759,246,749.89	1.00016	31	85
2/11	0.0543%	0.000001489	\$29,777,527,554.04	1.00015	31	85
2/12	0.0498%	0.000001365	\$28,715,982,025.79	1.00015	33	87
2/13	0.0498%	0.000001365	\$28,715,982,025.79	1.00015	33	87
2/14	0.0498%	0.000001365	\$28,715,982,025.79	1.00015	33	87
2/15	0.0498%	0.000001365	\$28,715,982,025.79	1.00015	33	87
2/16	0.0498%	0.000001367	\$28,583,541,766.15	1.00016	30	85
2/17	0.0536%	0.000001469	\$28,579,152,968.30	1.00015	30	84
2/18	0.0444%	0.000001217	\$28,671,743,881.47	1.00018	30	85
2/19	0.0358%	0.000000980	\$28,573,482,181.07	1.00018	31	85
2/20	0.0358%	0.000000980	\$28,573,482,181.07	1.00018	31	85
2/21	0.0358%	0.000000980	\$28,573,482,181.07	1.00016	31	85
2/22	0.0335%	0.000000918	\$28,823,745,896.58	1.00017	29	81
2/23	0.0332%	0.000000919	\$28,814,526,948.88	1.00016	29	82
2/24	0.0301%	0.000000825	\$28,948,634,356.31	1.00016	29	84
2/25	0.0322%	0.000000881	\$28,552,738,862.11	1.00018	30	85
2/26	0.0163%	0.000000447	\$28,297,139,111.08	1.00015	32	88
2/27	0.0163%	0.000000447	\$28,297,139,111.08	1.00015	32	88
2/28	0.0163%	0.000000447	\$28,297,139,111.08	1.00015	32	88
Average:	0.0431%	0.000001180	\$28,938,712,681.92	1.00016	32	86



Daily Summary

Date	Money Mkt. Fund Equiv. (SEC Std.)	Dividend Factor	TexPool Invested Balance	NAV	WAM Days	WAL Days
3/1	0.0215%	0.000000590	\$28,092,155,031.74	1.00016	31	86
3/2	0.0272%	0.000000748	\$28,260,493,484.81	1.00015	30	86
3/3	0.0334%	0.000000914	\$28,248,180,030.85	1.00015	30	85
3/4	0.0267%	0.000000732	\$27,998,833,585.94	1.00015	30	87
3/5	0.0235%	0.000000644	\$27,797,618,456.55	1.00015	31	87
3/6	0.0235%	0.000000644	\$27,797,618,456.55	1.00015	31	87
3/7	0.0235%	0.000000644	\$27,797,618,456.55	1.00015	31	87
3/8	0.0221%	0.000000605	\$27,751,452,154.65	1.00014	31	86
3/9	0.0225%	0.000000617	\$27,713,953,802.81	1.00015	30	85
3/10	0.0215%	0.000000588	\$27,540,754,317.90	1.00015	30	85
3/11	0.0203%	0.000000557	\$27,490,686,031.48	1.00015	30	87
3/12	0.0189%	0.000000517	\$27,590,755,793.46	1.00015	31	87
3/13	0.0189%	0.000000517	\$27,590,755,793.46	1.00015	31	87
3/14	0.0189%	0.000000517	\$27,590,755,793.46	1.00015	31	87
3/15	0.0166%	0.000000456	\$27,495,385,138.88	1.00016	29	85
3/16	0.0158%	0.000000435	\$27,528,850,319.00	1.00016	29	84
3/17	0.0158%	0.000000432	\$27,455,153,528.08	1.00017	28	84
3/18	0.0154%	0.000000423	\$27,446,333,063.04	1.00017	28	85
3/19	0.0143%	0.000000391	\$27,282,587,200.11	1.00017	29	86
3/20	0.0143%	0.000000391	\$27,282,587,200.11	1.00017	29	86
3/21	0.0143%	0.000000391	\$27,282,587,200.11	1.00017	29	86
3/22	0.0144%	0.000000395	\$27,222,869,301.11	1.00017	30	86
3/23	0.0144%	0.000000395	\$27,012,052,921.87	1.00017	30	86
3/24	0.0147%	0.000000402	\$26,885,616,678.14	1.00017	29	86
3/25	0.0150%	0.000000410	\$26,737,218,824.94	1.00017	31	91
3/26	0.0154%	0.000000423	\$26,623,855,939.60	1.00017	32	92
3/27	0.0154%	0.000000423	\$26,623,855,939.60	1.00017	32	92
3/28	0.0154%	0.000000423	\$26,623,855,939.60	1.00017	32	92
3/29	0.0155%	0.000000424	\$26,534,845,547.69	1.00017	29	90
3/30	0.0158%	0.000000432	\$26,459,012,721.89	1.00017	29	89
3/31	0.0167%	0.000000429	\$26,406,501,473.55	1.00017	29	89
Average:	0.0187%	0.000000618	\$27,359,749,358.28	1.00016	30	87



Second Quarter 2021
Potter County

TexPool Prime Investment Accounts

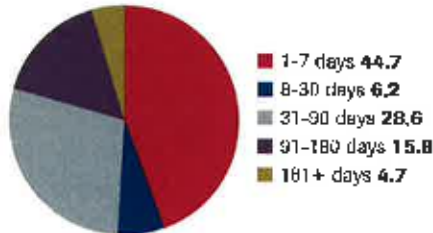
TEXPOOL PRIME SUMMARY		JANUARY 1 THROUGH MARCH 31, 2021										Portfolio Value			
		Month	Beginning Balance	Total Deposits	Total Withdrawals	Month To Date Interest	Year To Date Interest	Ending Balance	Market Value Jan. thru Mar. 31, 2021	Share Price Jan. 1, thru Mar. 31, 2021	Shares Owned Jan 1 thru Mar 31, 2021	Market Value Jan 1 thru Mar 31, 2021			
Texas Local Government Investment Pool	JAN	\$ 19,589,998.03	\$ 10,000,000.00	\$ -	\$ 2,137.20	\$ 2,137.20	\$ 29,392,135.23	\$ 19,389,998.03	\$ 1.00	29,382,155.230	\$ 29,392,155.23				
	FEB	\$ 29,392,135.23	\$ 12,000,000.00	\$ -	\$ 3,053.93	\$ 5,191.13	\$ 41,365,189.16	\$ 29,392,135.23	\$ 1.00	41,395,189.180	\$ 41,395,189.18				
	MAR	\$ 41,365,189.16	\$ -	\$ 15,000,000.00	\$ 2,982.69	\$ 8,073.82	\$ 26,398,071.65	\$ 41,395,189.18	\$ 1.00	26,398,071.650	\$ 26,398,071.65				
General Account															



TEXPOOL Prime

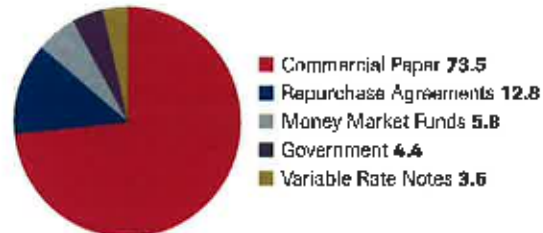
Portfolio by Maturity (%)

As of March 31, 2021



Portfolio by Type of Investment (%)

As of March 31, 2021



Portfolio Asset Summary as of March 31, 2021

	Book Value	Market Value
Uninvested Balance	-\$468,440.04	-\$468,440.04
Receivable for Investments Sold	0.00	0.00
Accrual of Interest Income	253,444.30	253,444.30
Interest and Management Fees Payable	-784,188.08	-784,188.08
Payable for Investments Purchased	0.00	0.00
Accrued Expenses & Taxes	-13,457.58	-13,457.58
Repurchase Agreements	1,231,220,000.00	1,231,220,000.00
Commercial Paper	7,081,073,147.04	7,081,762,407.23
Bank Instruments	0.00	0.00
Mutual Fund Investments	582,126,501.31	582,062,003.76
Government Securities	419,808,673.91	419,861,648.92
Variable Rate Notes	340,000,000.00	340,145,825.00
Total	\$9,833,215,880.88	\$9,634,028,243.50

Market value of collateral supporting the Repurchase Agreements is at least 102% of the Book Value. The portfolio is managed by Discreet Investment Counseling and the assets are kept in a separate custodial account at State Street Bank in the name of TexPool Prime. The assets of TexPool Prime are the only source of payment to the Participants. There is no secondary source of payment for the pool such as insurance or State guarantee. Should you require a copy of the portfolio, please contact TexPool Participant Services.

Participant Summary

	Number of Participants	Balance
School District	127	\$3,816,330,731.89
Higher Education	19	\$690,657,690.21
County	44	\$788,263,443.50
Healthcare	18	\$379,982,579.53
Utility District	48	\$311,019,075.11
City	90	\$2,233,322,714.82
Emergency Districts	21	\$97,287,570.16
Economic Development Districts	15	\$20,517,058.10
Other	58	\$1,554,828,420.70



TEXPOOL Prime

Daily Summary

Date	Money Mkt. Fund Equiv. (SEC Std.)	Dividend Factor	TexPool Prime Invested Balance	NAV	WAM Days	WAL Days
1/1	0.1320%	0.000003618	\$8,809,397,764.42	1.00003	41	54
1/2	0.1320%	0.000003618	\$8,809,397,764.42	1.00003	41	54
1/3	0.1320%	0.000003618	\$8,809,397,764.42	1.00003	41	54
1/4	0.1310%	0.000003588	\$8,601,257,295.30	1.00004	39	52
1/5	0.1369%	0.000003752	\$8,627,639,721.96	1.00004	42	54
1/6	0.1325%	0.000003630	\$9,066,094,085.60	1.00004	41	53
1/7	0.1346%	0.000003689	\$9,114,156,950.26	1.00004	43	55
1/8	0.1267%	0.000003470	\$9,242,791,898.39	1.00004	45	67
1/9	0.1267%	0.000003470	\$9,242,791,898.39	1.00004	45	57
1/10	0.1267%	0.000003470	\$9,242,791,898.39	1.00004	45	57
1/11	0.1219%	0.000003323	\$9,293,673,722.10	1.00005	44	55
1/12	0.1047%	0.000002868	\$9,317,315,943.79	1.00005	46	57
1/13	0.1198%	0.000003282	\$9,408,820,255.86	1.00005	46	58
1/14	0.1219%	0.000003340	\$9,444,944,767.11	1.00006	51	62
1/15	0.1180%	0.000003233	\$9,480,897,136.69	1.00004	50	61
1/16	0.1180%	0.000003233	\$9,480,897,136.69	1.00004	50	61
1/17	0.1180%	0.000003233	\$9,480,897,136.69	1.00004	50	61
1/18	0.1180%	0.000003233	\$9,480,897,136.69	1.00004	50	61
1/19	0.1193%	0.000003269	\$9,638,828,373.12	1.00005	47	68
1/20	0.1192%	0.000003267	\$9,640,737,137.06	1.00005	60	61
1/21	0.1148%	0.000003145	\$9,613,888,579.11	1.00005	51	62
1/22	0.1152%	0.000003158	\$9,661,984,434.11	1.00005	51	61
1/23	0.1152%	0.000003158	\$9,661,984,434.11	1.00005	51	61
1/24	0.1152%	0.000003158	\$9,661,984,434.11	1.00005	51	61
1/25	0.1133%	0.000003104	\$9,832,855,461.79	1.00006	49	59
1/26	0.1076%	0.000002949	\$10,003,338,020.36	1.00006	49	59
1/27	0.0987%	0.000002703	\$10,146,987,639.56	1.00005	47	56
1/28	0.1025%	0.000002809	\$10,009,807,550.35	1.00006	49	58
1/29	0.1082%	0.000002965	\$9,937,125,408.60	1.00005	53	63
1/30	0.1082%	0.000002965	\$9,937,125,408.60	1.00005	63	63
1/31	0.1082%	0.000002965	\$9,937,125,408.60	1.00005	53	63
Average:	0.1192%	0.000003287	\$9,418,028,892.80	1.00005	47	58



TEXPOOL Prime

Daily Summary

Date	Money Mkt. Fund Equiv. (SEC Std.)	Dividend Factor	TexPool Prime Invested Balance	NAV	WAM Days	WAL Days
2/1	0.1073%	0.000002940	\$10,023,786,728.44	1.00006	52	61
2/2	0.1059%	0.000002902	\$10,330,437,893.25	1.00006	51	60
2/3	0.1041%	0.000002853	\$10,431,929,459.35	1.00006	52	61
2/4	0.0992%	0.000002717	\$10,590,932,540.24	1.00006	51	60
2/5	0.0944%	0.000002585	\$10,682,721,964.78	1.00006	52	61
2/6	0.0944%	0.000002585	\$10,682,721,964.78	1.00006	52	61
2/7	0.0944%	0.000002585	\$10,682,721,964.78	1.00006	52	61
2/8	0.0955%	0.000002617	\$10,690,017,848.54	1.00007	50	59
2/9	0.0976%	0.000002674	\$10,732,365,462.19	1.00007	52	60
2/10	0.1021%	0.000002797	\$10,764,834,241.30	1.00008	54	62
2/11	0.1001%	0.000002742	\$10,854,935,318.09	1.00008	53	61
2/12	0.1002%	0.000002744	\$10,563,214,964.06	1.00007	55	63
2/13	0.1002%	0.000002744	\$10,563,214,964.06	1.00007	55	63
2/14	0.1002%	0.000002744	\$10,563,214,964.06	1.00007	55	63
2/15	0.1002%	0.000002744	\$10,563,214,964.06	1.00007	55	63
2/16	0.1005%	0.000002754	\$10,541,812,246.97	1.00008	52	61
2/17	0.1012%	0.000002773	\$10,537,162,535.95	1.00008	51	60
2/18	0.0998%	0.000002733	\$10,593,367,816.67	1.00008	53	61
2/19	0.0946%	0.000002591	\$10,526,444,645.80	1.00007	53	61
2/20	0.0946%	0.000002591	\$10,526,444,645.80	1.00007	53	61
2/21	0.0946%	0.000002591	\$10,526,444,645.80	1.00007	53	61
2/22	0.0967%	0.000002648	\$10,437,827,700.86	1.00008	52	60
2/23	0.0950%	0.000002602	\$10,409,038,824.06	1.00008	51	60
2/24	0.0936%	0.000002564	\$10,379,355,520.57	1.00008	51	59
2/25	0.0906%	0.000002487	\$10,378,474,984.22	1.00008	50	59
2/26	0.0891%	0.000002442	\$10,410,303,522.01	1.00007	50	59
2/27	0.0891%	0.000002442	\$10,410,303,522.01	1.00007	50	59
2/28	0.0891%	0.000002442	\$10,410,303,522.01	1.00007	50	59
Average:	0.0973%	0.000002665	\$10,518,541,041.85	1.00007	52	61



TEXPOOL Prime

Daily Summary

Date	Money Mkt. Fund Equiv. (SEC Std.)	Dividend Factor	TexPool Prime Invested Balance	NAV	WAM Days	WAL Days
3/1	0.0688%	0.000002435	\$10,442,150,497.01	1.00008	48	58
3/2	0.0924%	0.000002532	\$10,453,015,385.64	1.00008	51	59
3/3	0.0952%	0.000002608	\$10,409,445,698.40	1.00008	51	59
3/4	0.0854%	0.000002339	\$10,452,739,184.26	1.00008	51	59
3/5	0.0881%	0.000002415	\$10,371,037,721.49	1.00007	52	60
3/6	0.0881%	0.000002415	\$10,371,037,721.49	1.00007	52	60
3/7	0.0881%	0.000002415	\$10,371,037,721.49	1.00007	52	60
3/8	0.0855%	0.000002342	\$10,335,059,530.78	1.00007	50	58
3/9	0.0919%	0.000002518	\$10,247,227,422.67	1.00008	54	62
3/10	0.0948%	0.000002590	\$10,209,921,303.58	1.00007	54	62
3/11	0.0956%	0.000002619	\$10,171,709,868.15	1.00007	53	62
3/12	0.0952%	0.000002607	\$10,167,488,247.23	1.00007	53	61
3/13	0.0952%	0.000002607	\$10,167,488,247.23	1.00007	53	61
3/14	0.0952%	0.000002607	\$10,167,488,247.23	1.00007	53	61
3/15	0.0940%	0.000002576	\$10,128,178,798.36	1.00007	51	59
3/16	0.0918%	0.000002517	\$10,125,998,749.88	1.00007	50	58
3/17	0.0906%	0.000002482	\$10,135,362,188.67	1.00007	51	59
3/18	0.0918%	0.000002510	\$10,121,401,185.64	1.00007	50	58
3/19	0.0935%	0.000002562	\$10,084,447,346.09	1.00007	53	61
3/20	0.0935%	0.000002562	\$10,084,447,346.09	1.00007	53	61
3/21	0.0935%	0.000002562	\$10,084,447,346.09	1.00007	53	61
3/22	0.0915%	0.000002509	\$10,078,848,511.81	1.00007	51	59
3/23	0.0910%	0.000002493	\$10,049,178,977.96	1.00008	51	59
3/24	0.0910%	0.000002494	\$9,938,993,744.00	1.00008	61	59
3/25	0.0935%	0.000002563	\$9,776,705,631.78	1.00008	53	61
3/26	0.0930%	0.000002547	\$9,678,962,815.83	1.00008	54	62
3/27	0.0930%	0.000002547	\$9,678,962,815.83	1.00008	54	62
3/28	0.0930%	0.000002547	\$9,678,962,815.83	1.00008	54	62
3/29	0.0914%	0.000002503	\$9,640,995,984.43	1.00008	52	60
3/30	0.0881%	0.000002415	\$9,625,510,710.52	1.00009	52	60
3/31	0.0849%	0.000002325	\$9,633,215,680.66	1.00008	51	59
Average:	0.0916%	0.000002609	\$10,092,786,950.20	1.00007	52	60

Second Quarter 2021
Potter County



Texas Class Investment Accounts

TEXAS CLASS SUMMARY		JANUARY THROUGH MARCH 31, 2021									
Texas Local Government Investment Pool	Month	Beginning Balance	Total Deposits	Total Withdrawals	Month To Date Interest	Year To Date Interest	Average Daily Balance	Month End Balance	Average Monthly Yield		
General Account	JAN	\$ 7,039,923.05			\$ 766.76	\$ 766.76	\$ 7,040,355.17	\$ 7,040,709.81	0.13%		
	FEB	\$ 7,040,709.81	\$ -	\$ -	\$ 588.91	\$ 1,375.67	\$ 7,041,034.21	\$ 7,041,296.72	0.10%		
	MAR	\$ 7,041,296.72	\$ -	\$ -	\$ 628.56	\$ 2,004.23	\$ 7,041,630.97	\$ 7,041,927.26	0.10%		
Insurance Fund	JAN	\$ 901.97	\$ -	\$ -	\$ 0.05	\$ 0.05	\$ 902.00	\$ 902.02	0.13%		
	FEB	\$ 902.02	\$ -	\$ -	\$ 0.04	\$ 0.09	\$ 902.04	\$ 902.06	0.10%		
	MAR	\$ 902.06	\$ -	\$ -	\$ 0.04	\$ 0.01	\$ 902.08	\$ 902.10	0.10%		
District Court Const.	JAN	\$ 51,564,911.23	\$ -	\$ -	\$ 5,762.02	\$ 5,762.02	\$ 51,562,076.00	\$ 51,564,873.25	0.13%		
	FEB	\$ 51,564,873.25	\$ -	\$ 2,000,000.00	\$ 4,166.25	\$ 9,928.27	\$ 49,781,262.41	\$ 48,568,839.50	0.10%		
	MAR	\$ 48,568,839.50	\$ -	\$ -	\$ 4,424.95	\$ 14,353.22	\$ 49,571,178.49	\$ 49,573,264.45	0.10%		
Capital Projects	JAN	\$ 5,309,167.58	\$ -	\$ -	\$ 598.34	\$ 598.34	\$ 5,309,483.47	\$ 5,309,750.92	0.13%		
	FEB	\$ 5,309,750.92	\$ -	\$ -	\$ 444.12	\$ 1,037.46	\$ 5,309,995.56	\$ 5,310,195.04	0.10%		
	MAR	\$ 5,310,195.04	\$ -	\$ -	\$ 474.01	\$ 1,511.47	\$ 5,310,445.60	\$ 5,310,669.05	0.10%		

Texas CLASS

Texas CLASS		
Date	Dividend Rate	Daily Yield
01/01/2021	0.000000000	0.1551%
01/02/2021	0.000000000	0.1551%
01/03/2021	0.000000000	0.1551%
01/04/2021	0.000003701	0.1351%
01/05/2021	0.000003976	0.1451%
01/06/2021	0.000003976	0.1451%
01/07/2021	0.000003975	0.1451%
01/08/2021	0.000011925	0.1451%
01/09/2021	0.000000000	0.1451%
01/10/2021	0.000000000	0.1451%
01/11/2021	0.000003702	0.1351%
01/12/2021	0.000003706	0.1351%
01/13/2021	0.000003427	0.1251%
01/14/2021	0.000003428	0.1251%
01/15/2021	0.000019708	0.1251%
01/16/2021	0.000000000	0.1251%
01/17/2021	0.000000000	0.1251%
01/18/2021	0.000000000	0.1251%
01/19/2021	0.000003444	0.1257%
01/20/2021	0.000003428	0.1251%
01/21/2021	0.000003153	0.1151%
01/22/2021	0.000009462	0.1151%
01/23/2021	0.000000000	0.1151%
01/24/2021	0.000000000	0.1151%
01/25/2021	0.000003426	0.1251%
01/26/2021	0.000003427	0.1251%
01/27/2021	0.000003428	0.1251%
01/28/2021	0.000003427	0.1251%
01/29/2021	0.000010284	0.1251%
01/30/2021	0.000000000	0.1251%
01/31/2021	0.000000000	0.1251%

— Performance results are shown net of all fees and expenses and reflect the reinvestment of dividends and other earnings. Many factors affect performance including changes in market conditions and interest rates and in response to other economic, political, or financial developments. Investment involves risk including the possible loss of principal. No assurance can be given that the performance objectives of a given strategy will be achieved. **Past performance is no guarantee of future results. Any financial and/or investment decision may incur losses.**

Texas CLASS

Texas CLASS

Date	Dividend Rate	Daily Yield
02/01/2021	0.000003426	0.1251%
02/02/2021	0.000003427	0.1251%
02/03/2021	0.000003428	0.1251%
02/04/2021	0.000003427	0.1251%
02/05/2021	0.000009462	0.1151%
02/06/2021	0.000000000	0.1151%
02/07/2021	0.000000000	0.1151%
02/08/2021	0.000002878	0.1051%
02/09/2021	0.000002880	0.1051%
02/10/2021	0.000002880	0.1051%
02/11/2021	0.000002879	0.1051%
02/12/2021	0.000011516	0.1051%
02/13/2021	0.000000000	0.1051%
02/14/2021	0.000000000	0.1051%
02/15/2021	0.000000000	0.1051%
02/16/2021	0.000002881	0.1051%
02/17/2021	0.000002879	0.1051%
02/18/2021	0.000002880	0.1051%
02/19/2021	0.000008637	0.1051%
02/20/2021	0.000000000	0.1051%
02/21/2021	0.000000000	0.1051%
02/22/2021	0.000002881	0.1051%
02/23/2021	0.000002879	0.1051%
02/24/2021	0.000002880	0.1051%
02/25/2021	0.000002879	0.1051%
02/26/2021	0.000008640	0.1051%
02/27/2021	0.000000000	0.1051%
02/28/2021	0.000000000	0.1051%

20

Performance results are shown net of all fees and expenses and reflect the reinvestment of dividends and other earnings. Many factors affect performance including changes in market conditions and interest rates and in response to other economic, political, or financial developments. Investment involves risk including the possible loss of principal. No assurance can be given that the performance objectives of a given strategy will be achieved. Past performance is no guarantee of future results. Any financial and/or investment decision may incur losses.

Texas CLASS

Texas CLASS		
Date	Dividend Rate	Daily Yield
03/01/2021	0.000002878	0.1051%
03/02/2021	0.000002880	0.1051%
03/03/2021	0.000002879	0.1051%
03/04/2021	0.000002880	0.1051%
03/05/2021	0.000008637	0.1051%
03/06/2021	0.000000000	0.1051%
03/07/2021	0.000000000	0.1051%
03/08/2021	0.000002881	0.1051%
03/09/2021	0.000002879	0.1051%
03/10/2021	0.000002879	0.1051%
03/11/2021	0.000002880	0.1051%
03/12/2021	0.000008637	0.1051%
03/13/2021	0.000000000	0.1051%
03/14/2021	0.000000000	0.1051%
03/15/2021	0.000002881	0.1051%
03/16/2021	0.000002879	0.1051%
03/17/2021	0.000002880	0.1051%
03/18/2021	0.000002879	0.1051%
03/19/2021	0.000008640	0.1051%
03/20/2021	0.000000000	0.1051%
03/21/2021	0.000000000	0.1051%
03/22/2021	0.000002880	0.1051%
03/23/2021	0.000002880	0.1051%
03/24/2021	0.000002879	0.1051%
03/25/2021	0.000002880	0.1051%
03/26/2021	0.000008637	0.1051%
03/27/2021	0.000000000	0.1051%
03/28/2021	0.000000000	0.1051%
03/29/2021	0.000002881	0.1051%
03/30/2021	0.000002879	0.1051%
03/31/2021	0.000002880	0.1051%

2

Performance results are shown net of all fees and expenses and reflect the reinvestment of dividends and other earnings. Many factors affect performance including changes in market conditions and interest rates and in response to other economic, political, or financial developments. Investment involves risk including the possible loss of principal. No assurance can be given that the performance objectives of a given strategy will be achieved. Past performance is no guarantee of future results. Any financial and/or investment decision may incur losses.

Brokerage

Account Statement

March 1, 2021 - March 31, 2021
Account Number: CRT-005282

POTTER COUNTY
ATTN LEANN JENNINGS
900 S POLK ST STE 7-6
AMARILLO TX 79107-3412

Your Account Executive:
STEVEN AZZATO

Portfolio at a Glance

	This Period
BEGINNING ACCOUNT VALUE	\$1,257,598.34
Withdrawals (Cash & Securities)	-1,009,000.00
Dividends, Interest and Other Income	7,122.92
Net Change in Portfolio	-822.92
ENDING ACCOUNT VALUE	\$254,798.94
End-of-Period Annual Income	\$2,964.05

Net Change in Portfolio is the difference between the ending account value and beginning account value after activity.

Asset Summary



Client Service Information

Your Account Executive: **022**
STEVEN AZZATO



WAM in Years	WAM in Months	WAM
0.085	1.0	0.97%

as of 2/26/2021 prepared for: Potter County QRT005282

INSTITUTION	Price	Amount	Coupon	Settle Date	Maturity Date
BANK OZK LITTLE ROCK ARK CTF DEP 0.900% 03	100	249,000.00	0.9	3/23/2020	3/23/2021
BMW BK NORTH AMER SALT LAKE CITY UTAH CT	100	247,000.00	0.9	3/25/2020	3/25/2021
GOLDMAN SACHS BK USA NEW YORK CTF DEP 0.900%	100	19,000.00	0.9	3/25/2020	3/25/2021
CADENCE BK N A BIRMINGHAM AL CTF DEP 0.900%	100	247,000.00	0.9	3/27/2020	3/26/2021
PINNACLE BK NASHVILLE TENN CTF DEP 0.950%	100	247,000.00	0.95	3/27/2020	3/26/2021
INVESTORS BK SHORT HILLS NJ CTF DEP 1.200%	100	247,000.00	1.2	4/14/2020	4/14/2021
		\$1,256,000			

WAM in Years	WAM in Months	WAM
0.085	1.0	0.97%

23

Total Interest earned # 8,510.87

If any of these securities are callable, we have chosen to use the final maturity date. Although all information has been obtained from sources which Financial Northeastern Corporation and Financial Northeastern Securities believe to be reliable we do not guarantee its accuracy or completeness. All prices, yields, and availability are subject to change without notice. Securities offered through Financial Northeastern Securities, Inc.

Financial Northeastern Corporation
 FNC Insurance Services, Inc.
 Financial Northeastern Securities, Inc.
 Member FINRA, SIPC
 Companies Related By Common Ownership
www.financialnortheastern.com

100 Passaic Avenue • Second Floor • Fairfield, NJ 07004 • 800-362-9876 • Fax: 973-882-8845
 485 Metro Place South • Suit 465 • Dublin, OH 43017 • 877-889-1095 • Fax: 614-789-1677
 8717 Ken Aaron Court • Austin, TX 78717 • 800-362-9876 • Fax: 886-328-3560